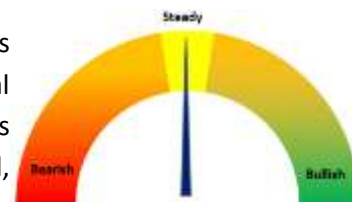


Soy Meal Fundamentals:

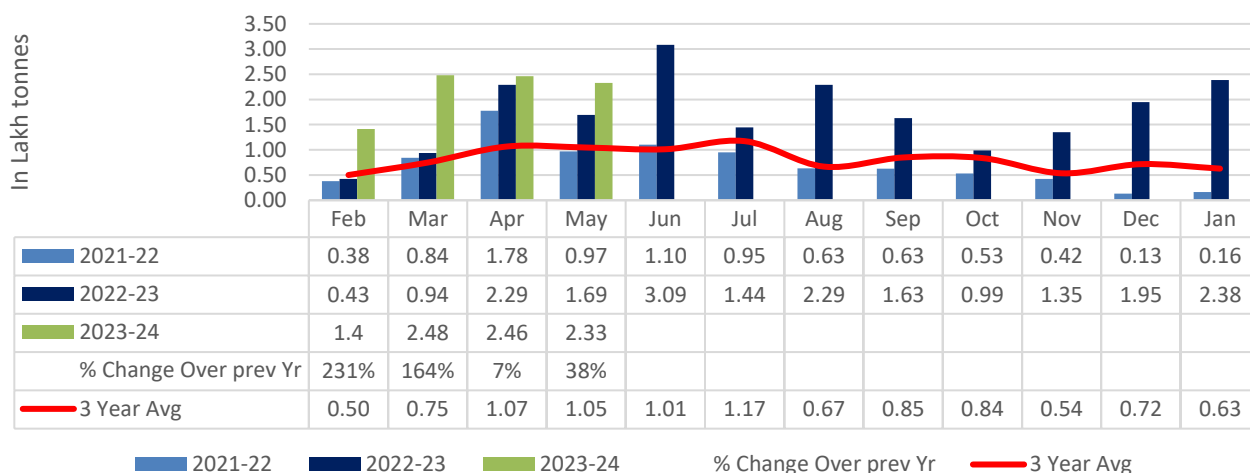
Today's Update- Soymeal Indore prices went down by 0.7% at INR 42,500/MT as compared to previous day. Year-to-date Soymeal prices are unchanged. Soymeal prices in the domestic market are expected to trade range bound with weak bias in the range of 42,000-45,000 in near term tracking good export demand, However, increase in spread between Ex-kandla and Ex-Rotterdam prices may weigh on prices.



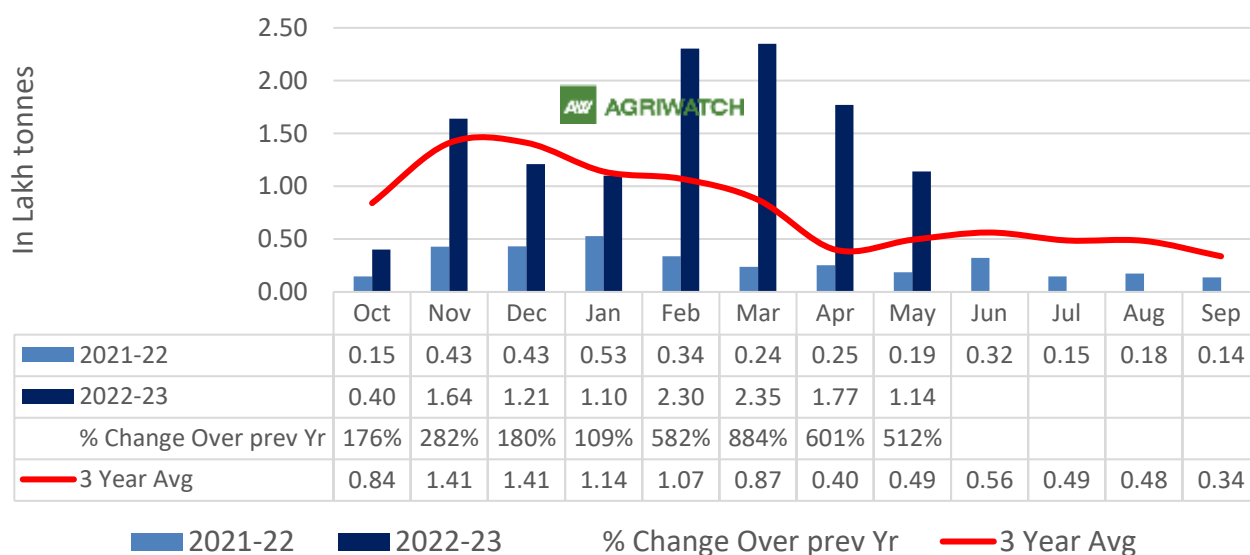
CBOT

On Thursday, CBOT July Soybean meal dropped 3.30% to close at \$424.70/tonnes. The July futures opened at \$438/tonnes, made a high at \$439.40/tonnes and low at \$423.80/tonnes. However, this week, soybean futures are up by nearly 1%, and nearly 7% for the month. However, the overall performance for the year shows a decline of nearly 12%.

India's Rapeseed meal export



India's Soymeal Export



24th June, 2023

Centres	Ex-factory rates (Rs/ton)			Parity To
	23-Jun-23	22-Jun-23	Change	
Indore - 45%, Jute Bag	42500	42800	▼-300	Gujarat, MP
Kota - 45%, PP Bag	45500	45500	Unch	Rajasthan, Del, Punjab, Haryana
Dhulia/Jalna - 45%, PP Bag	47000	47000	Unch	Mumbai, Maharashtra
Nagpur - 45%, PP Bag	46000	47000	▼-1000	Chattisgarh, Orissa, Bihar, Bangladesh, AP, Kar, TN
Nanded	46000	47000	▼-1000	Andhra, AP, Kar, TN
Latur	46500	46500	Unch	-
Sangli	43500	43500	Unch	Local and South
Solapur	46800	46800	Unch	Local and South
Akola – 45%, PP Bag	45000	45000	Unch	Andhra, Chattisgarh, Orissa, Jharkhand, WB
Hingoli	46000	46000	Unch	Andhra, Chattisgarh, Orissa, Jharkhand, WB
Bundi	45300	45300	Unch	-

Soy DOC at Ports			
Centers	Port Price		
	22-Jun-23	21-Jun-23	Change
Kandla (FOR) (INR/MT)	45500	45500	Unch
Kandla (FAS) (USD/MT)	Unq	Unq	-
CNF Indonesia – Yellow SBM (USD/MT)	583	583	Unch

Rapeseed Meal	22-Jun-23	21-Jun-23	Change
FAS Kandla (USD/MT)	280	278	▲2
FOR Kandla (Rs/MT)	22200	22200	Unch
FOR Mundra (Rs/MT)	NA	NA	-
CNF Indonesia (USD/MT)	398	398	Unch

International Soy DOC			
Argentina FOB USD/MT	22-Jun-23	21-Jun-23	Change
Soybean Pellets	481	496	▼-15
Soybean Cake Flour	481	496	▼-15
Soya Meal	NR	NR	-
Soy Expellers	NR	NR	-

Sunflower (DOC) Rates	Ex-factory rates (Rs/ton)		
Centers	23-Jun-23	22-Jun-23	Change

24th June, 2023

Adoni	35000	35000	Unch
-------	-------	-------	------

Groundnut Meal (Rs/MT)	23-Jun-23	22-Jun-23	Change
Basis 45%, Saurashtra	38000	38000	Unch
Basis 40%, Saurashtra	35000	35000	Unch
Basis 50%, Saurashtra	41000	41000	Unch

Mustard DOC	23-Jun-23	22-Jun-23	Change
Jaipur (Plant delivery)	21200	21200	Unch
Kandla (FOR Rs/MT)	22500	22200	▲300

Mumbai Oil Meal Quotes:			
Rs/M.T.	23-Jun-23	22-Jun-23	Change
G.N. Extr (45%)	38000	38000	Unch
Kardi Extr	NA	NA	-
Undec Cottonseed Exp	28500	28500	Unch
Rice Bran Extr.	NA	NA	-
Sunflower Extr.	30000	30000	Unch
Rapeseed Extr.	NA	NA	-
Soymeal 48%	45130	45391	▼-261
Castor Extr.	8850	8850	Unch

Disclaimer

The information and opinions contained in the document have been compiled from sources believed to be reliable. The company does not warrant its accuracy, completeness and correctness. Use of data and information contained in this report is at your own risk. This document is not, and should not be construed as, an offer to sell or solicitation to buy any commodities. This document may not be reproduced, distributed or published, in whole or in part, by any recipient hereof for any purpose without prior permission from the Company. IASL and its affiliates and/or their officers, directors and employees may have positions in any commodities mentioned in this document (or in any related investment) and may from time to time add to or dispose of any such commodities (or investment). Please see the detailed disclaimer at <http://www.agriwatch.com/disclaimer.php> © 2023 Indian Agribusiness Systems Limited