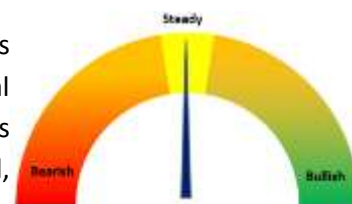


Soy Meal Fundamentals:

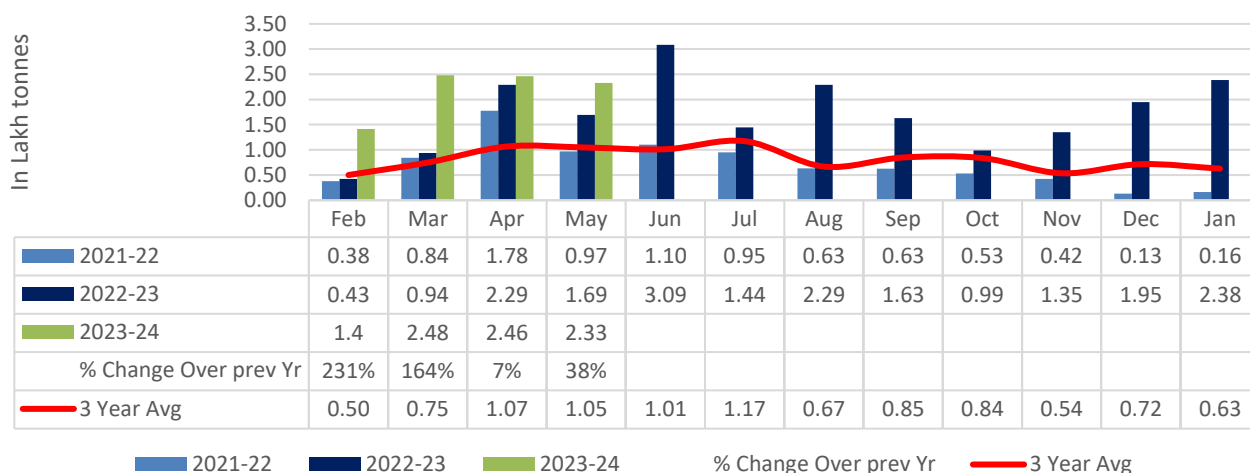
Today's Update- Soymeal Indore prices remained steady at INR 42,500/MT as compared to previous day. Year-to-date Soymeal prices are unchanged. Soymeal prices in the domestic market are expected to trade range bound with weak bias in the range of 42,000-45,000 in near term tracking good export demand, However, increase in spread between Ex-kandla and Ex-Rotterdam prices may weigh on prices.



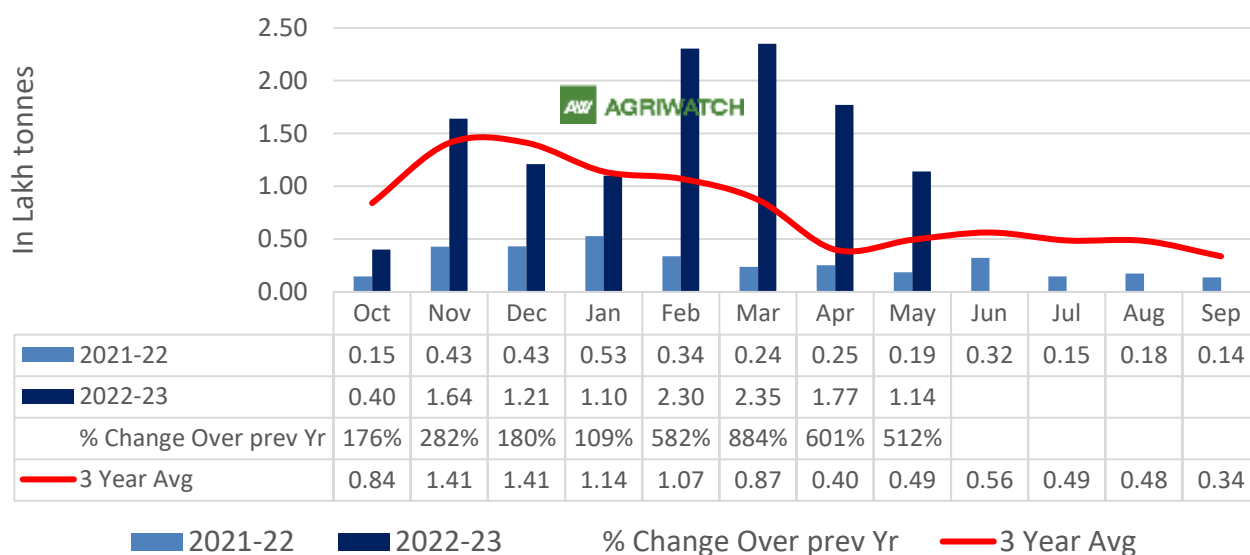
CBOT

CBOT July soy meal dropped 3.3% to close at \$410.7/tonnes on Friday, opened at \$423.6/tonnes, made a high at \$424.4/tonnes and low at \$408.5/tonnes in tandem with decline in soybean prices. There was a weekly decline of 1.37% while there was a gain of 4.47% on monthly basis.

India's Rapeseed meal export



India's Soymeal Export



| Centres | Ex-factory rates (Rs/ton) | | | Parity To |
|----------------------------|---------------------------|-----------|--------|---|
| | 26-Jun-23 | 24-Jun-23 | Change | |
| Indore - 45%, Jute Bag | 42500 | 42500 | Unch | Gujarat, MP |
| Kota - 45%, PP Bag | 44500 | 45500 | ▼-1000 | Rajasthan, Del, Punjab, Haryana |
| Dhulia/Jalna - 45%, PP Bag | 46500 | 46500 | Unch | Mumbai, Maharashtra |
| Nagpur - 45%, PP Bag | 45700 | 45700 | Unch | Chattisgarh, Orissa, Bihar, Bangladesh, AP, Kar, TN |
| Nanded | 45700 | 45700 | Unch | Andhra, AP, Kar, TN |
| Latur | 46000 | 46000 | Unch | - |
| Sangli | 43500 | 43500 | Unch | Local and South |
| Solapur | 46800 | 46800 | Unch | Local and South |
| Akola – 45%, PP Bag | 44500 | 45000 | ▼-500 | Andhra, Chattisgarh, Orrisa, Jharkhand, WB |
| Hingoli | 46000 | 46000 | Unch | Andhra, Chattisgarh, Orrisa, Jharkhand, WB |
| Bundi | 44300 | 45300 | ▼-1000 | - |

| Soy DOC at Ports | | | |
|-------------------------------------|------------|-----------|--------|
| Centers | Port Price | | |
| | 24-Jun-23 | 23-Jun-23 | Change |
| Kandla (FOR) (INR/MT) | NA | NA | - |
| Kandla (FAS) (USD/MT) | Unq | Unq | - |
| CNF Indonesia – Yellow SBM (USD/MT) | NA | NA | - |

| Rapeseed Meal | 24-Jun-23 | 23-Jun-23 | Change |
|------------------------|-----------|-----------|--------|
| FAS Kandla (USD/MT) | NA | NA | - |
| FOR Kandla (Rs/MT) | NA | NA | - |
| FOR Mundra (Rs/MT) | NA | NA | - |
| CNF Indonesia (USD/MT) | NA | NA | - |

| International Soy DOC | | | |
|-----------------------|-----------|-----------|--------|
| Argentina FOB USD/MT | 24-Jun-23 | 23-Jun-23 | Change |
| Soybean Pellets | 467 | 467 | Unch |
| Soybean Cake Flour | 467 | 467 | Unch |
| Soya Meal | NR | NR | - |
| Soy Expellers | NR | NR | - |

| Sunflower (DOC) Rates | Ex-factory rates (Rs/ton) |
|-----------------------|---------------------------|
|-----------------------|---------------------------|

| Centers | 26-Jun-23 | 24-Jun-23 | Change |
|----------|-----------|-----------|--------|
| Adoni | 34000 | 34000 | Unch |
| Khamgaon | NA | NA | - |
| Parli | NA | NA | - |
| Latur | NA | NA | - |

| Groundnut Meal (Rs/MT) | 26-Jun-23 | 24-Jun-23 | Change |
|------------------------|-----------|-----------|--------|
| Basis 45%, Saurashtra | 38000 | 38000 | Unch |
| Basis 40%, Saurashtra | 35000 | 35000 | Unch |
| Basis 50%, Saurashtra | 41000 | 41000 | Unch |

| Mustard DOC | 26-Jun-23 | 24-Jun-23 | Change |
|-------------------------|-----------|-----------|--------|
| Jaipur (Plant delivery) | 21500 | 21500 | Unch |
| Kandla (FOR Rs/MT) | 22500 | 22500 | Unch |

| Mumbai Oil Meal Quotes: | | | |
|-------------------------|-----------|-----------|--------|
| Rs/M.T. | 26-Jun-23 | 24-Jun-23 | Change |
| G.N. Extr (45%) | 38000 | 38000 | Unch |
| Kardi Extr | NA | NA | - |
| Undec Cottonseed Exp | 28500 | 28500 | Unch |
| Rice Bran Extr. | NA | NA | - |
| Sunflower Extr. | 30000 | 30000 | Unch |
| Rapeseed Extr. | NA | NA | - |
| Soymeal 48% | 45130 | 45130 | Unch |
| Castor Extr. | 8850 | 8900 | ▼-50 |

Disclaimer

The information and opinions contained in the document have been compiled from sources believed to be reliable. The company does not warrant its accuracy, completeness and correctness. Use of data and information contained in this report is at your own risk. This document is not, and should not be construed as, an offer to sell or solicitation to buy any commodities. This document may not be reproduced, distributed or published, in whole or in part, by any recipient hereof for any purpose without prior permission from the Company. IASL and its affiliates and/or their officers, directors and employees may have positions in any commodities mentioned in this document (or in any related investment) and may from time to time add to or dispose of any such commodities (or investment). Please see the detailed disclaimer at <http://www.agriwatch.com/disclaimer.php> © 2023 Indian Agribusiness Systems Limited