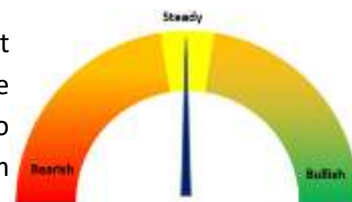
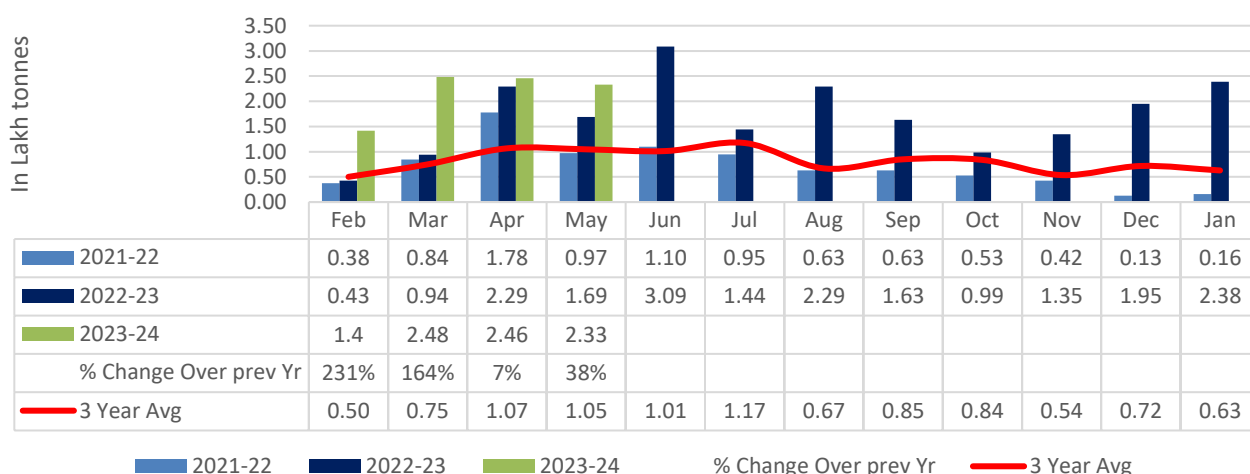
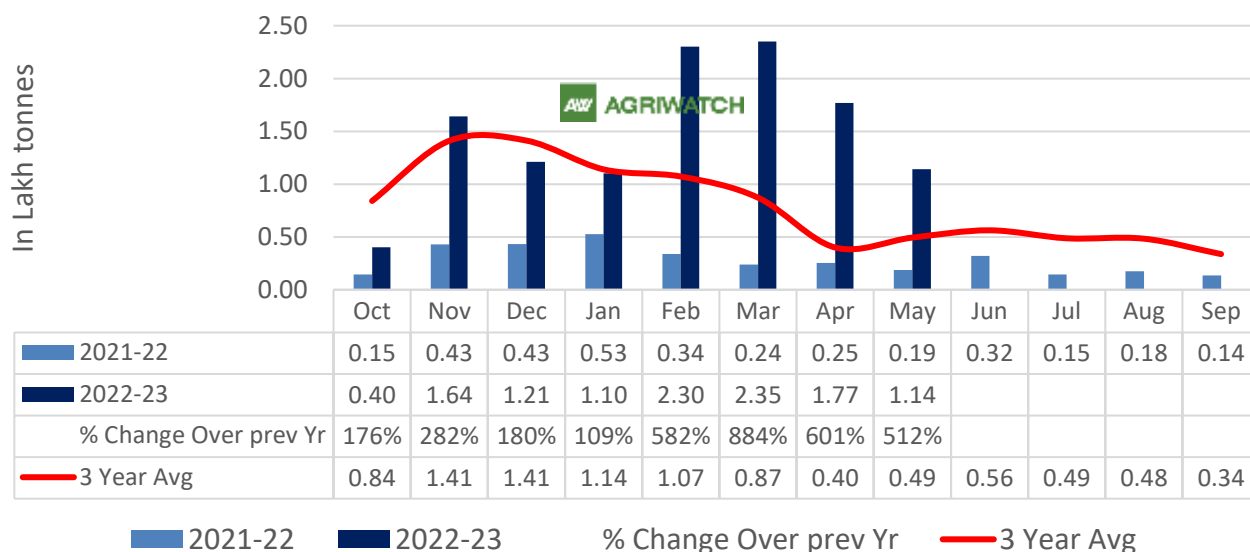


Soy Meal Fundamentals:

Today's Update- Soymeal Indore prices remained sideways and down by 1.2% at INR 41,500/MT as compared to previous day. Year-to-date Soymeal prices are marginally down by 2.4%. Soymeal prices in the domestic market are expected to trade range bound with weak bias in the range of 40,000-43,000 in near term tracking, increase in spread between Ex-kandla and Ex-Rotterdam prices.


CBOT

CBOT most active Soybean meal went down by 1.35% on Wednesday. The July futures opened at USD 408.2/tonnes, made a high at USD 408.2/tonnes, low at USD 396/tonnes and closed at USD 401.8/tonnes. Also, the weekly soybean futures are down by nearly 1%, but it is up by nearly 3% for the month. However, the overall performance for the year shows a decline of nearly 16%.

India's Rapeseed meal export

India's Soymeal Export


30th June, 2023

Centres	Ex-factory rates (Rs/ton)			Parity To
	29-Jun-23	28-Jun-23	Change	
Indore - 45%, Jute Bag	41500	42000	▼-500	Gujarat, MP
Kota - 45%, PP Bag	43500	42500	▲1000	Rajasthan, Del, Punjab, Haryana
Dhulia/Jalna - 45%, PP Bag	46500	46500	Unch	Mumbai, Maharashtra
Nagpur - 45%, PP Bag	45500	45500	Unch	Chattisgarh, Orissa, Bihar, Bangladesh, AP, Kar, TN
Nanded	45500	45500	Unch	Andhra, AP, Kar, TN
Latur	46000	46000	Unch	-
Sangli	43000	43300	▼-300	Local and South
Solapur	46800	46800	Unch	Local and South
Akola – 45%, PP Bag	44000	44500	▼-500	Andhra, Chattisgarh, Orissa, Jharkhand, WB
Hingoli	45000	46000	▼-1000	Andhra, Chattisgarh, Orissa, Jharkhand, WB
Bundi	43300	42300	▲1000	-

Soy DOC at Ports			
Centers	Port Price		
	28-Jun-23	27-Jun-23	Change
Kandla (FOR) (INR/MT)	45500	45500	Unch
Kandla (FAS) (USD/MT)	Unq	Unq	-
CNF Indonesia – Yellow SBM (USD/MT)	583	583	Unch

Rapeseed Meal	28-Jun-23	27-Jun-23	Change
FAS Kandla (USD/MT)	285	285	Unch
FOR Kandla (Rs/MT)	22500	22500	Unch
FOR Mundra (Rs/MT)	NA	NA	-
CNF Indonesia (USD/MT)	302	304	▼-2

International Soy DOC			
Argentina FOB USD/MT	28-Jun-23	27-Jun-23	Change
Soybean Pellets	453	468	▼-15
Soybean Cake Flour	453	468	▼-15
Soya Meal	NR	NR	-
Soy Expellers	NR	NR	-

Sunflower (DOC) Rates	Ex-factory rates (Rs/ton)		
Centers	29-Jun-23	28-Jun-23	Change

Adoni	34000	34000	Unch
Khamgaon	NA	NA	-
Parli	NA	NA	-
Latur	NA	NA	-

Groundnut Meal (Rs/MT)	29-Jun-23	28-Jun-23	Change
Basis 45%, Saurashtra	38000	38000	Unch
Basis 40%, Saurashtra	35000	35000	Unch
Basis 50%, Saurashtra	41000	41000	Unch

Mustard DOC	29-Jun-23	28-Jun-23	Change
Jaipur (Plant delivery)	21800	21800	Unch
Kandla (FOR Rs/MT)	22500	22500	Unch

Mumbai Oil Meal Quotes:			
Rs/M.T.	29-Jun-23	28-Jun-23	Change
G.N. Extr (45%)	38000	38000	Unch
Kardi Extr	NA	NA	-
Undec Cottonseed Exp	28500	28500	Unch
Rice Bran Extr.	NA	NA	-
Sunflower Extr.	30000	30000	Unch
Rapeseed Extr.	NA	NA	-
Soymeal 48%	43565	44348	▼-783
Castor Extr.	8850	8800	▲50

Disclaimer

The information and opinions contained in the document have been compiled from sources believed to be reliable. The company does not warrant its accuracy, completeness and correctness. Use of data and information contained in this report is at your own risk. This document is not, and should not be construed as, an offer to sell or solicitation to buy any commodities. This document may not be reproduced, distributed or published, in whole or in part, by any recipient hereof for any purpose without prior permission from the Company. IASL and its affiliates and/or their officers, directors and employees may have positions in any commodities mentioned in this document (or in any related investment) and may from time to time add to or dispose of any such commodities (or investment). Please see the detailed disclaimer at <http://www.agriwatch.com/disclaimer.php> © 2023 Indian Agribusiness Systems Limited