

## Executive Summary

---

Soybean, meal and rapeseed-mustard continued downtrend on bearish international outlook in oils and fats market and lower crude. Improved domestic crop prospects led by rains over the key oilseeds growing regions of India remained negative factor for oilseeds during the week under review.

India's soybean crop is mostly under flowering stage, there are no reports of moisture stress, disease or pest attack.

The soybean will remain under pressure on bearish global supply scenario and lower crude in near and medium-term.

## Outlook – Cash Market

---

**Outlook - Soybean (Spot, Indore):** Soybean prices are expected to feature range-bound movement with weak-bias followed by higher global supply scenario, lower crude and weak soy meal export sales from India. The prices are likely to be in the band of 2950 – 3100 levels (Indore, Plant basis) during the week. The prices remained within the price band of 3125 – 3300 during the week in review.

**Outlook – Soy meal:** India's soy meal prices continued to remain under global supply pressure. Competitive meal price in South America has led to demand shift to the region and Indian meal exports are badly hit. Indian meal exporters are advised to aggressively explore the lost markets of last season especially traditional South and Far-East Asian destinations and Iran. The domestic meal prices are likely to feature range bound movement with weak bias in near-term. FOR, Kandla (Aug. – Sep. delivery) is expected to witness Rs. 30,000 – 30,500/MT levels in the upcoming week. They remained between Rs. 28,800 – 29,000/MT during the week.

**Outlook - Rapeseed-Mustard (Spot, Jaipur basis):** In spot, the RM seed is expected to feature range-bound movement weak bias on weakness in Malaysian palm oil. The seed prices are likely to be between 4450 – 4500 levels during the week. They were between 4515 – 4595 levels during the week under review.

## International Highlights

---

- ❖ Informa Economics has forecasted U.S. soybean production at 3.789 billion bushels, down USDA's July forecast of 3.885 billion. Informa pegged the U.S. soy yield at 45.4 bushels per acre against USDA's of 46.0 bushels.
- ❖ Argentina's crushing units crushed a record 18.5 million tonnes of soybeans in the first 6 months of the year, 0.9% more than in the same period last season, the Agricultural Ministry.
- ❖ In the US soybean crop progress report, as on 02 Aug, about 81% of the crop is blooming which is slightly lower than the 5 year and last year average of 83% and 84% respectively. About 54% of the crop is reportedly in pod formation stage which is higher than 5 year average of 49%, but in line with last year. 63% of the crop is in good to excellent condition as against 71% during the same period last year.
- ❖ European Commission has slashed monthly forecast for 2015 EU rapeseed crop to 20.7 Mln T from 21.7 Mln T in June.
- ❖ USDA has kept the soybean exports unchanged at 48.31 million tonnes since its first forecast for the year 2015/16 MY in May. This is despite the sluggish new-crop exports.
- ❖ The members of the NOPA, US, crushed 142.47 mln bu of soybean in June which is 20% higher compared to the same period last year, which surpassed the previous June record of 141.583 million bushels, set in 2007.
- ❖ The General Administration of Customs of China said that the country imported 8.09 Mn T of soybeans in June 2015 which is up 32.0% from 6.13 Mn T in May.. China bought 690,000 tonnes of vegetable oil in June which is up 46.8% from May.
- ❖ USDA forecast the 2015/16 US soybean harvest at 3.885 billion bushels (Source: USDA).
- ❖ US soybean ending stocks for 2015/16 were estimated at 425 million bushels, down from 475 million a month ago. The average analyst estimate was 370 million bushels (Source: USDA).
- ❖ USDA in its monthly supply and demand report pegged old-crop U.S. soybean ending stocks at 255 million bushels, down from 330 million bushels a month ago and less than the 287 million bushels as expected by market watchers. The government raised its estimate of both soybean exports and crush by 15 million bushels (Source: USDA).

- ❖ Brazil exported 9.81 million tonnes of soybeans in June, compared to 9.34 million tonnes in May and 6.89 million tonnes a year ago, the trade ministry said.
- ❖ US Soybean planted area for 2015 is estimated at a record high 85.1 million acres, up 2 percent from last year. Area for harvest, at 84.4 million acres, is also up 2 percent from 2014 and will be record high, if realized. Record high planted acreage is estimated in Kentucky, Minnesota, Ohio, Pennsylvania, and Wisconsin.
- ❖ Germany's 2015 winter rapeseed crop is expected to decline by 20% from a year earlier to 4.99 million tonnes.
- ❖ China is estimated to import a record 77 million tons of the oilseed in 2015/16 (Oct-Sept), a surge of 5.5% from the previous year, according to an official published report.
- ❖ Oil World has revised the global oilseeds production upward by 3.5 Mn T from a month earlier, mainly on account of Argentine soybeans.
- ❖ As per Oil World, Indonesia palm oil production is seen at 32.4 million tons for 2014-15 v/s 30.5 million tons last year and Malaysian palm oil production is seen at 19.4 million tons for 2014-15, down one million tons from last year. Moreover, CPO (at Rotterdam) and RBD palmolein (FOB Malaysia) prices for 2015 is seen at USD 770 /T and USD 750/T respectively.
- ❖ Oil World has estimated Argentina's shipments of vegetable oils to improve by approximately 0.6 Mn T this season.
- ❖ EU-28 crushings of rapeseed rose above expectations and touched a record 13.5 Mn T in July/Dec 2014, as reported by Oil World.
- ❖ On the production front, combined crude palm oil output from Malaysia and Indonesia is expected to rise to 51.1 million tons in 2015 v/s 49.2 million tons last year.
- ❖ Oil World has raised the global production of soybeans by 1.3 Mn T to 309.1 Mn T, 24.3 Mn T, above last season – Oil World.
- ❖ As per Oil World, the global supplies of palm oil is expected to rise by only 2.2 Mn T in Oct/Sept 2014/15, which is down from an average annual growth of 3.9 Mn T in the past 3 seasons.
- ❖ China's soybean import is estimated at 73.5 Mn T in Oct/Sept 2014/15 by the Oil World.

- ❖ The total oil meals consumption of five N. African countries in 2014/15 is estimated at 6.2-6.3 Mn, which has more than doubled within 10 years.
- ❖ India's import requirements of vegetable oils are set to increase to a new high of 12.2 Mn T in 2014/15, as reported by Oil World.
- ❖ Oil World has estimated a combined soy meal imports of 8 key countries in Southeast Asia at a record 16.6 Mn T next season, which is up 1.4 Mn T on the year.
- ❖ The palm oil production in Malaysia is estimated to reach a record 19.7 million tons to 19.9 million tons. Further, Indonesia's output is likely to be at an all-time high of 30.5 million tons or more this year. Production is estimated by Dorab Mistry, Director at Godrej International Ltd. Both the countries account for 86% of the world total supplies.
- ❖ Brazil's 2014/15 soybean production is forecasted at 94 million tons, unchanged from a May estimate, by crop analysts FCStone International.
- ❖ Brazil's analyst Abiove raised its estimate for the recent harvested 2014/15 soy crop to 93.06 million tons from the last forecast of 92.69 million tons.
- ❖ AgRural, Brazilian analyst, has estimated Brazil's 2014-15 soybean crop to 93.8 million tons from 93.3 million tonnes earlier. The production is record high, despite late plantings due to the dry weather initially.
- ❖ Brazil based analyst Safras & Mercado forecasts the 2014/15 Brazilian soybean output at 95.0 million tonnes, down from 95.9 million tonnes estimated in December.
- ❖ Brazil's Agriculture Ministry's crop supply agency Conab has estimated its 2014/15 soybean production at record 95.8 million tonnes, higher than the USDA. It also said Brazil is expected to export a record 49.6 million tonnes of the soybean, which is sharply higher from the 45.6 million tonnes estimated to be exported during the current season.
- ❖ Brazil's soybean crop for 2014/15 is estimated at 91 million tons and exports forecast at 48 million tons. As per Oil World, oilseed production may rise to 519.7 million tons, up by 4.31 percent from 2013-14. The total oilseeds production includes 310.80 million tons of soybean, 68 million tons of rapeseed, 41.4 million tons of sunflower seed and others.

- ❖ As per Agroconsult, Brazil is likely to produce 95.1 million tons of soybeans in 2014-15, up 1 million tons from previous estimates. Moreover, Argentina soybean crop output for 2014-15 is seen at 56.6 million tons.
- ❖ Argentina's 2014/15 soybean crop is forecasted at a record 60.8 million tons by the Buenos Aires Grains Exchange, increasing its last estimate of 60.0 million tons.
- ❖ The Argentine government raised its soybean production for the 2014/15 by 1 million tons to 60 million tons.

**Oil Meal Prices at Key Spot Markets:**
**Soy DOC Rates at Different Centers**

Centres	Ex-factory rates (Rs/ton)		
	7-Aug-15	31-Jul-15	Parity To
Indore (MP)	27800-28000	29000	Gujarat, MP
Kota	27500	28600	Rajasthan, Del, Punjab, Haryana
Dhulia/Jalna	29100	30100	Mumbai, Maharashtra
Nagpur (42/46)	29000	30000	Chattisgarh, Orissa, Bihar, Bangladesh, AP, Kar, TN
Nanded	29400	30400	Andhra, AP, Kar ,TN
Latur	29000	30000	-
Sangli	30100	31000	Local and South
Sholapur	29700	30800	Local and South
Akola	28800	29800	Andhra, Chattisgarh, Orrisa,Jharkhand, WB
Hingoli	29600	29600	Andhra, Chattisgarh, Orrisa,Jharkhand, WB
Bundi	27300	28500	-

**Soy DOC at Port**

Centers	Port Price	
	7-Aug-15	31-Jul-15
Kandla (FOR) (INR/MT)	28500	29500
Kandla (FAS) (USD/MT)	447	461

**International Soy DOC**

Argentina FOB USD/MT	6-Aug-15	30-Jul-15	Change
Soybean Pellets	360	374	-14
Soybean Cake Flour	360	374	-14
Soya Meal	368	382	-14
Soy Expellers	368	382	-14

<b>Sunflower (DOC) Rates</b>	<b>Ex-factory rates (Rs/ton)</b>		
<b>Centers</b>	<b>7-Aug-15</b>	<b>31-Jul-15</b>	<b>Change</b>
Adoni	18800	19000	<b>-200</b>
Khamgaon	NA	NA	-
Parli	18800	19400	<b>-600</b>
Latur	18500	19000	<b>-500</b>

<b>Groundnut Meal (Rs/MT)</b>	<b>7-Aug-15</b>	<b>31-Jul-15</b>	<b>Change</b>
Basis 45%, Saurashtra	26000	27500	<b>-1500</b>
Basis 40%, Saurashtra	23000	24500	<b>-1500</b>
GN Cake, Gondal	26500	27500	<b>-1000</b>

<b>Mustard DOC/Meal</b>	<b>7-Aug-15</b>	<b>31-Jul-15</b>	<b>Change</b>
Jaipur (Plant delivery)	17100	17000	<b>100</b>
Kandla (FOR Rs/MT)	17700	17500	<b>200</b>
Sri Ganganagar	2090	2090	<b>Unch</b>

## MSP of Kharif Oilseeds Increased, Soy Raised to Rs. 2600/Qtl

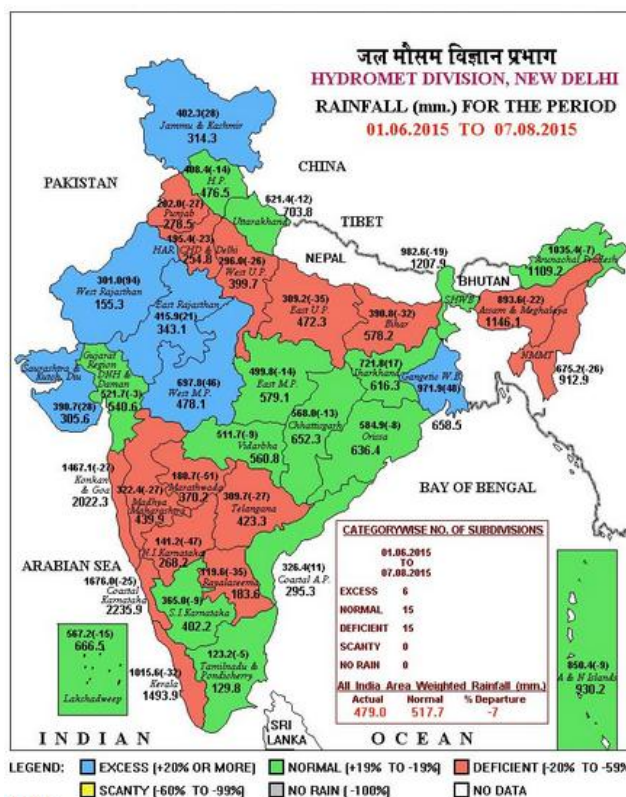
The Cabinet Committee on Economic Affairs has given its approval for the Minimum Support Prices (MSPs) for Kharif Crops of 2015-16 seasons. The decision is based on recommendations of Commission for Agricultural Costs and Prices (CACP) for the Price Policy of Kharif Crops for the Marketing Season 2015-16. The MSP of all the kharif oilseeds have been increased.

The MSP of soybean is raised by Rs. 40/ql from previous season to Rs2600/ql, Groundnut by Rs 30/ql to Rs 4030/ql, sunflower and Niger seed by Rs 50/ql to Rs 3800/ql and Rs 3650/ql respectively. The MSP of sesamum is increased by Rs 100/ql to Rs 4700/ql.

## IMD Monsoon Forecast and Current Rainfall Status

In the IMD's Operational 2<sup>nd</sup> stage Long Range forecast for the 2015, Southwest monsoon rainfall is likely to be 88% of the Long Period Average (LPA) compared to the previous forecast of 93% of the LPA with a model error of  $\pm 4\%$ . The deficiency probability is forecast at 66% while 27% below normal.

The event may hit the yield and subsequently production of the rain-fed kharif oilseeds, this season.





## Sown Area – *Kharif* Oilseeds, India

In the official *kharif oilseeds* planting report (week ending 30 Jul. 2015), the total coverage area under *Kharif* oilseeds is reported at 148.5 lakh hectares, up 9.5% from 135.6 lakh ha same period last year. Of the major oilseeds, soybean sowing is reported up by 11.2% at 106.34 lha compared to 95.66 lha during the same period last year. Groundnut at 29.05 lha vs 26.28 lha, sunflower at 0.57 lha vs 1.18 lha, sesamum 10.99 vs 10.3 and castor at 1.21 lha vs 2.04 lha during the same period last year.

<b>Crop</b>	<b>As on 30 Jul 2015</b>	<b>As on 30 Jul 2014</b>	<b>% Change</b>
Groundnut	29.05	26.28	<b>10.5</b>
Soybean	106.34	95.66	<b>11.2</b>
Sunflower	0.57	1.18	<b>-51.7</b>
Sesamum	10.99	10.30	<b>6.7</b>
Niger	0.35	0.13	<b>169.2</b>
Castor	1.21	2.04	<b>-40.7</b>
<b>Total Oilseeds</b>	<b>148.51</b>	<b>135.59</b>	<b>9.5</b>

(Area in lakh hectares) Source: GOI

## Soybean

---

The domestic soybean extended losses followed by supportive weather outlook in US Midwest and India's soybean growing regions, lower crude and weak Malaysian palm oil during the week under review.

Weak US weekly export sales data followed by Chinese cancellations remained negative for the benchmark soybean too.

The USDA reported a net cancellation of 500,000 tonnes on old-crop U.S. soybean purchases by China. It is considered to be largest single-week cancellation by China since July 2011, according to USDA data which was partly offset by net new-crop sales of 426,000 tonnes.

Moderate temperatures and adequate rainfall is considered to be supportive for the soybean crop development, more than half of the US soybean crop is under pod formation stage.

Again, most of India's soybean growing regions have received adequate rains and there are no reports of severe moisture stress except in *Marathwada, Maharashtra* where the rains are reported to be deficit by 51%. However, in *Vidharba* the departure is reported at -9% and the conditions are considered to be normal there.

The crop is under development stage and mostly under flowering/blooming stage and no disease or pest attack reported yet. There are no reports of moisture stress in *Malwa – MP* and *Hadoti - East Rajasthan*.

India's soybean planted area in 2015 will be higher as compared to 2014.

In our opinion, India's area under soybean this season is likely to reach 115 lakh hectares. India's 2014/15 soybean planting was 110.22 lakh hectares which was lower by 9.8% than in 2013.

India's actual seasonal rainfall from 1 June to 7 August 2015 is reported at 479 mm compared to 518 mm normal and the departure stood at -7%.

Central India received rainfall at 5364 mm compared to 567 mm normal while the actual rainfall in Northwest is reported at 353 mm vs 343 mm normal.

In the US soybean crop progress report, as on 02 Aug, about 81% of the crop is blooming which is slightly lower than the 5 year and last year average of 83% and 84% respectively.

About 54% of the US soybean crop is reportedly in pod formation stage which is higher than 5 year average of 49%, but in line with last year. 63% of the crop is in good to excellent condition as against 71% during the same period last year.

Informa Economics has forecasted U.S. soybean production at 3.789 billion bushels, down USDA's July forecast of 3.885 billion. Informa pegged the U.S. soy yield at 45.4 bushels per acre against USDA's of 46.0 bushels

Besides, China being the largest soybean importer, Pakistan and Iran have showed interest in soybean purchases. Pakistani importers have purchased about 66,000 tonnes of soybeans from Argentina last week and will crush domestically to reduce import bill on soy meal and oil.

The purchases from Argentina are for November delivery.

Argentina's crushing units crushed a record 18.5 million tonnes of soybeans in the first 6 months of the year, 0.9% more than in the same period last season, as per the Agricultural Ministry.

Argentina's 2014-15 soybean production is estimated to set a record 60.8 million tonnes.

The country produced 3.6 million tonnes of soy oil in the first half of the year, 3.5% more than the same period last year, and soy meal production was up 0.4% at 13.9 million tonnes.

The major importers of Argentine soy oil is India, which in 2014 bought 37.3% of the 4.2 million tonnes produced, while the key buyer of Argentine soy meal is Vietnam, which bought 8.8% of the 26.8 million tonnes produced.

*Higher edible oil imports, lower crude and soy meal shipments, bearish global soybean supply scenario and improved weather conditions in US will continue to pressurize the domestic soybean in near and medium-term. However, better Chinese buying and expected loss in US soybean crop will limit the losses in near-term.*

## Soy meal

---

The domestic soy meal further declined in line with soybean on bearish global factors including supply scenario, exports and weather, during the week under review.

As expected India's July soy meal exports significantly fell owing to the fall in overseas soy meal demand of Indian origin this season.

Demand shift to South America for meal due to the attractive offer price compared to India remained negative for India's soy meal shipment especially in last two seasons. Forward booking continues to be weak and discouraging.

Iran and Pakistan have started importing soybean to reduce their import bill on soy meal and soy oil. They are processing the bean to get meal and oil in their own country.

India's oilmeal shipment in July fell 86% from July 2014 to 18,410 tonnes followed by lower demand from South East Asian countries.

Exports of rapeseed meal declined 90% from a year ago to 8,645 tonnes, while soy meal shipments dropped 86% to 928 tonnes, reported Solvent Extractors' Association.

Exports of oilmeals in the first four months of the current fiscal year eased by 35% to 492,086 tonnes, it reported.

As reported earlier, India's oil meal shipment in June fell 34% compared to the same period last year to 137, 571 tonnes.

Of total India's oil meal shipments in Jul 2015, soy meal comprised of 928 tonnes, rapeseed meal (8,645 tonnes), rice bran extraction (7,800 tonnes) and castor seed meal was (887tonnes).

India's soy meal shipment during July, 2015 was 928 tons as compared to 6635 tons in July, 2014 showing a decrease by 86% over the same period of last year.

On a financial year basis, the soy meal export during April'2015 to July'2015 is 35,089 tons as compared to 107,381 tons in the same period of previous year showing a decrease of 67%.

During current Oil year, (October – September), total soy meal exports during October 2014 to July, 2015 is 583915 tons as against 2025915 tons last year, showing a decrease by 71.2%.

We expect the domestic soy meal consumption of the Poultry Industry to rise in coming days, with the likely increase in seasonal poultry consumption. This will limit any sharp fall in the meal price. The underlying soy meal fundamentals remain weak for the season.

According to Oil World, Brazil's soy meal consumption nearly doubled within the past ten years and it is expected to reach 15.4 Mn T in 2015/16, exceeding exports of an estimated 14.9 Mn T.

India's rapeseed meal exports are expected to grow in coming days with Chinese buying. China has already identified 5 rapeseed-mustard crushing plants of India for rapeseed-mustard meal imports.

Chinese imports of rapeseed meal are estimated at 150,000 tonnes during 2015/16 (June/May), which is lower by 25% from a year ago (imported from other countries). China's demand is projected around 10.8 million tonnes for the year, according to a CNGOIC estimate.

South Korea's Major Feed mill Group has floated a tender to buy 40,000 tonnes to 60,000 tonnes of soy meal to be sourced from the US, South America or China for Nov. delivery. The tender closed on Thursday, July 30.

*Considering the current global scenario, we feel, India may not be able to regain the market it lost last season due to Competitive prices in US, and South American meal followed by record supply scenario.*

The soy meal prices are likely to feature range-bound movement with weak bias followed by improved supply scenario in near-term.

*Preference of the soy meal of Indian origin mainly by the South-East countries due to logistic and freight advantage and demand for non-GMO meal will continue to lend support to the domestic soy meal. Iran, Japan, Europe, Thailand, Vietnam, Indonesia and South Korea could be seen as the major destinations for Indian soy meal exports.*

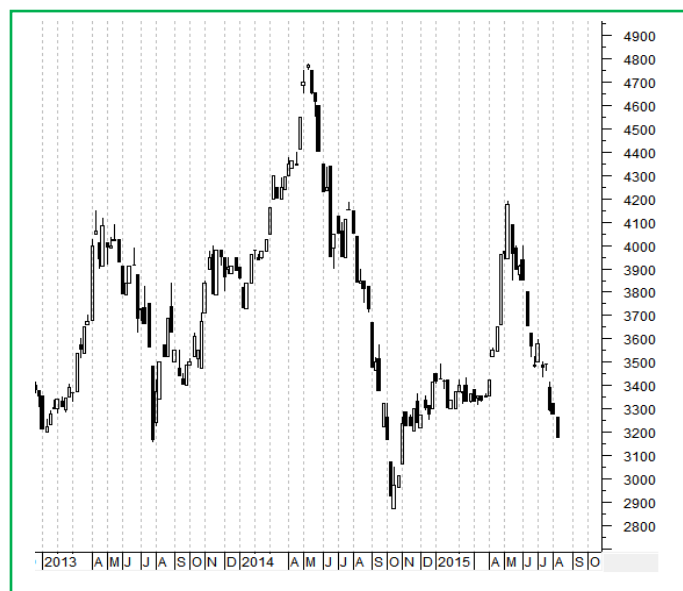
India's Y-o-Y soy meal prices are lower. Soy meal export price, FOR Kandla (Aug. – Sep. delivery) was quoted between Rs 28,500- 29,200/MT compared to Rs 37,000 – 38,375/MT during the same period last year.

### **Technical Analysis:**

#### **NCDEX Soybean Futures**



#### **Soybean Spot, Indore**



**\*Note: Daily Chart**

#### **Support & Resistance NCDEX Soybean – Oct. contract**

<b>S1</b>	<b>S2</b>	<b>PCP</b>	<b>R1</b>	<b>R2</b>
<b>2957</b>	<b>2884</b>	<b>3069</b>	<b>3216</b>	<b>3271</b>

- Soybean continued downtrend on selling pressure in the market.
- Prices closed below 9-day and 18-day EMA.
- RSI is falling in neutral zone while stochastic is easing in oversold region.
- MACD is easing in negative territory.
- The prices are expected to feature losses in the coming week.
- Trade Recommendation (NCDEX Soybean – Oct.) Week: SELL Below 3075. Levels: T1 – 2975; T2- 2875, SL -3135.

## Rapeseed - Mustard Seed

---

RM seed featured losses in tandem with Malaysian palm oil and weakness in soybean during the week under review.

Weak Malaysian Ringgit remained negative factor for the Malaysian palm oil (BMD CPO) which has consequently pressured the domestic rapeseed-mustard.

The BMD CPO is the key influencing factor for the domestic RM seed. Fall in the international CPO is attributed to fall in exports, increase in production which eventually pushed up the inventories in the major producing countries like Malaysia and Indonesia.

Dwindling seed supplies improved during the week under review. The all India seed arrivals have improved and they were reported at a total of about 3,8,5000 bags during the week under review compared to about 3,15,000 bags previous week. In Rajasthan too the supplies were reported slightly higher at about 2,08,000 bags during the week compared to about 1,71,000 bags previous week.

Palm oil demand eased from the key buyers during July too after it was lower in June.

According to SGS, Malaysia's July 2015 Palm oil exports fell by 9.2% to 1,539,583 tons (1,696,096 tons). Top buyers were India 358,200 tons (411,930 tons), China 299,947 tons (272,320 tons), European Union 257,983 tons (360,354 tons), United States 115,104 tons (59,170 tons), Pakistan 30,300 tons, (49,850 tons). Values in brackets are figures of June 2015.

As discussed earlier, rapeseed output in the European Union is likely to be lower this year, as unusually dry weather has reduced yields and caused crop damage in key producers France and Germany.

The rapeseed harvesting in Germany is gaining momentum but productivity is estimated to be lower by over a fifth followed by heat wave in early July.

Germany is likely to harvest 4.9 million tonnes of rapeseed in 2015 which is down 21.3% from the record production in 2014. This is lower by 81,000 tonnes from the June estimate.

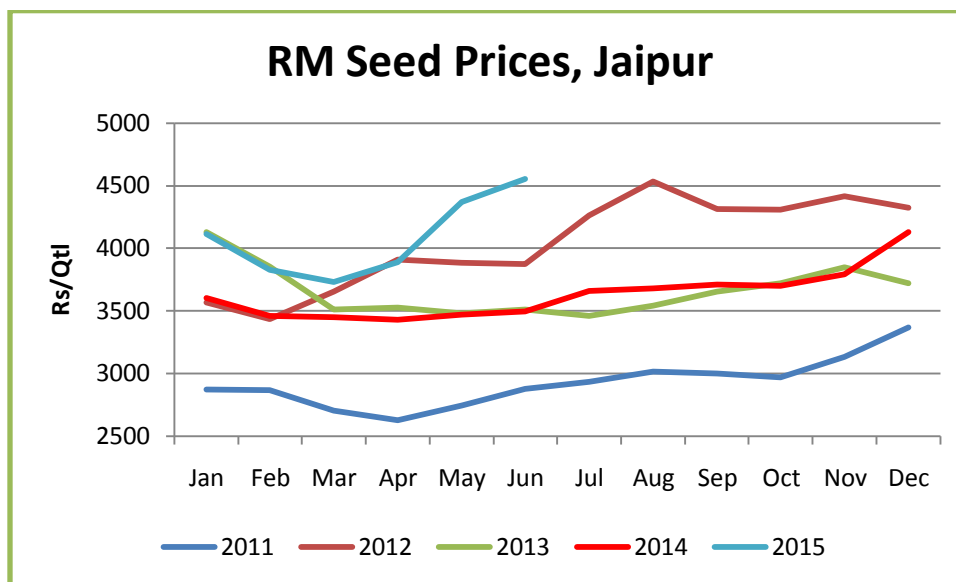
France is expected to produce around 5.1-5.2 million tonnes, which would place France as the top producer this year ahead of Germany. This is despite the drop in French rapeseed crop production by 8% last year.

Further, Poland which is the EU's third-largest rapeseed producer is forecast to produce 15% lower. . It is estimated to produce 2.8 million tonnes. The seed harvesting has begun, though it has been slowed due to rains and storms, recently.

Besides, the rapeseed production of UK is expected to decline to about 2.2 million tonnes this season, down from last season's 2.46 million, this is mainly due to reduction in the seed planted area.

The outlook for domestic rapeseed-mustard remains stronger for medium and long-term owing to the tight supplies due to lower production this season.

*Tight supplies in seed, likely fall in the palm oil production in key exporting countries followed by El-nino, and China's renewed demand in rapeseed meal of Indian origin will lend support to the rapeseed-mustard prices at higher level. However, gains will be limited due to lower palm oil exports and weakness in soy complex.*



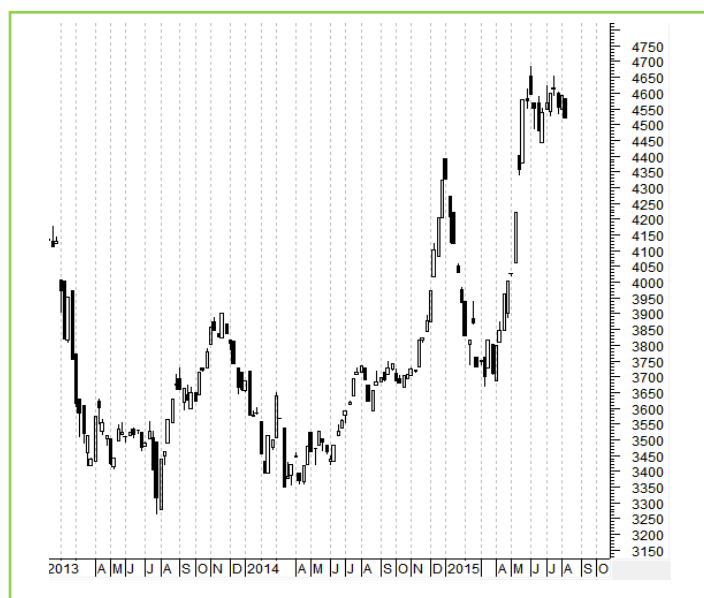
## Technical Analysis:

### NCDEX RM Seed Futures



\*Note: Daily Chart

### RM Seed Spot, Jaipur



### Support & Resistance NCDEX RM Seed – Sep. contract

S1	S2	PCP	R1	R2
3980	3878	4088	4293	4346

- RM seed plunged on selling pressure in the market.
- Prices closed above 9-day and 18-day EMA.
- RSI and stochastic are easing in neutral zone.
- MACD is moving downwards in negative territory.
- The prices are expected to feature losses in the coming week.
- Trade Recommendation (NCDEX Soybean – Sep.) Week: **SELL** Below 4100. Levels: Target – 4000; T2- 3900, SL - 3940.



## Annexure

### Sown Area – Rabi Oilseeds, India

In the official *rabi oilseeds* planting report, (week ending 12 Mar. 2015), the area coverage under *Rabi* oilseeds is reported at 84.01 lakh hectares, down 8% from 91.45 lakh ha during the same period last year. Of the major oilseeds, rapeseed/mustard seed sowing is reported down by 8.6% at 65.17 lha compared to 71.32 lha during\* the same period last year. Groundnut at 8.43 lha vs 8.71 lha, safflower at 0.95 lha vs 1.78 lha, sunflower at 3.19 lha vs 4.40 lha, sesamum 2.26 lha vs 1.12 lha, linseed 3.21 lha vs 3.59 lha during the same period last year.

<b>Crop</b>	<b>As on 12 Mar. 2015</b>	<b>As on 12 Mar. 2014</b>	<b>% Change</b>
Rapeseed/Mustard	65.17	71.32	<b>-8.6</b>
Groundnut	8.43	8.71	<b>-3.2</b>
Safflower	0.95	1.78	<b>-46.6</b>
Sunflower	3.19	4.40	<b>-27.5</b>
Sesamum	2.26	1.12	<b>101.8</b>
Linseed	3.21	3.59	<b>-10.6</b>
Others	0.80	0.53	<b>50.9</b>
<b>Total Oilseeds</b>	<b>84.01</b>	<b>91.45</b>	<b>-8.1</b>

(Area in lakh hectares) Source: GOI

### Rabi MSP 2014-15

- ❖ The Cabinet Committee on Economic Affairs has approved the Minimum Support Prices (MSPs) for Rabi Oilseeds Crops of 2014-15 season to be marketed in 2015-16 as follows: The MSP of Rapeseed/Mustard is raised by Rs. 50/Qtl to Rs. 3100/Qtl from Rs. 3050/Qtl earlier. For Safflower too it is increased by Rs. 50/Qtl to Rs. 3050/Qtl from Rs. 3000/Qtl in 2013-14.

#### Disclaimer

The information and opinions contained in the document have been compiled from sources believed to be reliable. The company does not warrant its accuracy, completeness and correctness. Use of data and information contained in this report is at your own risk. This document is not, and should not be construed as, an offer to sell or solicitation to buy any commodities. This document may not be reproduced, distributed or published, in whole or in part, by any recipient hereof for any purpose without prior permission from the Company. IASL and its affiliates and/or their officers, directors and employees may have positions in any commodities mentioned in this document (or in any related investment) and may from time to time add to or dispose of any such commodities (or investment). Please see the detailed disclaimer at <http://www.agriwatch.com/Disclaimer.asp>  
© 2015 Indian Agribusiness Systems Pvt Ltd.