

Oilmeals Weekly Research Report

Contents

- ❖ Executive Summary
- ❖ Outlook – Cash Market
- ❖ Sowing Status – Kharif Oilseeds 2018-19
- ❖ Weather Forecast and Current Status
- ❖ Soybean – Domestic & International
- ❖ Soy meal- – Domestic & International
- ❖ Technical Analysis - Soybean
- ❖ Rapeseed - Mustard
- ❖ Technical Analysis – RM Seed
- ❖ Annexure – Prices etc.

Executive Summary

Weak tone witnessed in Oilseeds complex on heavy supplies after higher crop estimates of government. Supplies are reported higher side as farmers and traders want to book profit at the current prevailing prices. RM seed prices declined at various trading centers amid higher crop estimates and heavy supplies in this week. However, local crushers are remained active in the RM Seed markets which is weighing spot prices. NCDEX prices of Soybean and RM seed declined on profit booking phase of the market in this week. RMSeed market is mainly being driven by crop arrivals and local crushers & stockiest demand and Nafed procurement activities. CBOT prices settled on lower side on weak global sentiments.

As per third advance estimates of government, total oilseeds output is placed higher by 1.77 million tonnes to 31.42 million tonnes during 2018/19 as compared to five years average oilseeds production. Normal monsoon expectation of IMD will support Kharif crop sowing area in 2019. Farmers have started to cover kharif oilseeds sowing area of Groundnut, Sesamum and Sunflower in slow pace on account of delay arrivals of monsoon.

As per recent SEA report, India shipped Oilmeals lower by 78% to 58,549 tons in May 2019 against 263,644 tons in May 2018 followed by lower demand of Iran because of US sanctions. India could not import crude oil from Iran from May 2 after the U.S sanction waiver expired and U.S. is not willing further to extend it. During April-May 2019, total oilmeals exports stood at 313,134 tons lower by 36% from 487,995 tons in previous year record in the corresponding period of time. During April- May 2019, Vietnam bought total 44,193 tons of Oilmeals (including 505 tons of Soybean meal, 32,403 tons of Rapeseed meals and 11,285 tons of De oil Rice Bran Extraction) lower from 105,459 tons in last year. South Korea bought 119,182 tons of Oilmeals (including 4,070 tons Soybean meal, 47,521 tons of rapeseed meal and 67,591 tons of castor seed meal) higher from 87,003 tons in previous year. Thailand bought 56,317 tons of Oilmeals (including 40,763 tons of Rapeseed meal and 15,330 tons of Rice Bran Extractions) lower from 92,911 tons in previous year.

As per sources, India is likely to cover higher Soybean planting area in 2019 crop year on account of higher Soybean prevailing prices which prompted farmers to switch from other competing commodities like cotton and pulses. It will be helpful to vegetable oil importers of India as they are buying costly oils from Brazil, Argentina, Indonesia and Malaysia in the current season. It could also help to boost Indian exports of animal feed ingredient soymeal to places such as Bangladesh, Japan, Vietnam and Iran. Domestic soybean prices have gained nearly 14 percent to 3,716 rupees (\$53.31) per 100 kg since the start of the 2018 crop year on Oct. 1, after India raised the duty on importing Soy oil, palm oil and other cooking oils.

CBOT Soybean July future contract settled lower on speculative selling activities. However, higher exports sales data of U.S. and lower planting sowing area of Soybean so far may curb CBOT Soybean prices from any major fall. As per USDA, U.S. sold Soybean higher by 28% to 510, 000 metric tons for 2018/19 marketing year during May 24 to 30 May 2019 against previous week record. USDA report, US has completed 39% of its Soybean acres as on 2nd June 2019 lower from previous year record i.e. 86%. It is also lower from 79% of average 5-year record as well. This represents an advance of 10% for the week. Approx. 51 million acres are left to plant. Farmers in U.S. may finish Soybean sowing more than 3 weeks later than last year.

Soybean may trade in steady to weak tone on higher crop size estimates. Mustard may move in steady to firm on good local demand in coming days.

Outlook – Cash Market

Outlook-Soybean (Spot, Indore): Soybean Indore plant prices declined on higher crop estimates. We expect steady to weak tone in coming days on less demand in fear of ample availability. Prices are likely to trade in the range of 3700 to 3750 in next week. The market sentiments are now depending on the surplus bean stocks to be carried over to the next marketing year, higher crop estimates and millers and demand.

Outlook –Soy meal (Spot, Indore): Soymeal prices closed lower on poor exports and local demand. Prices may trade in steady to weak tone in coming days in expectation lower demand. However, less demand of Iran is weighing on domestic soymeal prices. Higher availability of Soymeal stock may put more pressures on Soymeal prices.

Outlook-Rapeseed-Mustard (Spot, Jaipur basis) Mustard seed prices decreased after higher crop estimates. However, we can see further firmness in the market in expectation of firm crushers demand and Nafed's aggressive buying activities at MSP prices. NCDEX prices closed down on profit booking and likely to trade on lower side in coming week.

Weekly Weather Forecast

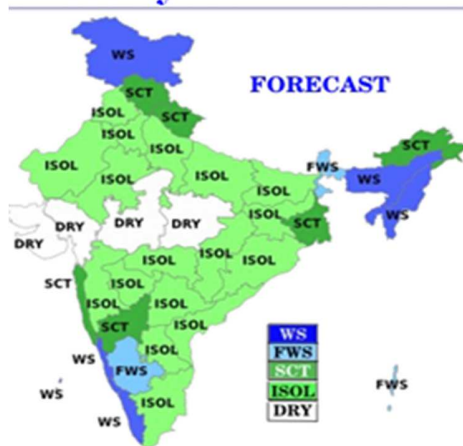
Sunday 09 June 2019



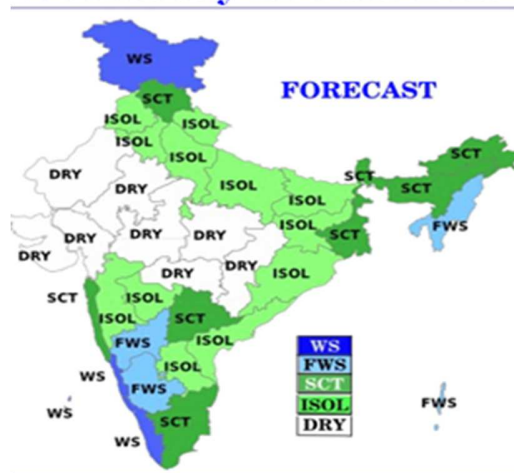
Monday 10 June 2019



Tuesday 11 June 2019



Wednesday 12 June 2019



Heat wave to severe heat wave conditions very likely to prevail over Rajasthan, Madhya Pradesh and Vidarbha during next 3 days.

Fairly widespread rainfall with isolated heavy to very heavy falls very likely over Kerala, Lakshadweep, Assam & Meghalaya and Nagaland, Manipur, Mizoram & Tripura during next 3-4 days.

Kharif Oilseed Sowing Status

Kharif Oilseeds Sowing as on 7.06.2019						
	Normal Area	Normal of Corresponding Week	2019	2018	Change (Y-o-Y)	Change Normal of Corresponding week
Groundnut	42.36	0.12	0.10	0.17	-0.07	-0.02
Soybean	111.78	0.02	0.00	0.00	-0.00	-0.02
Sunflower	1.84	0.09	0.11	0.09	0.01	0.02
Sesamum	14.10	0.25	0.16	0.22	-0.07	-0.09
Niger	2.44	0.00	0.00	0.01	-0.01	0.00
Castor	9.66	0.01	0.01	0.01	0.00	0.00
Total Oilseed	182.18	0.48	0.37	0.51	-0.14	-0.11

Soybean

Domestic Market

Soybean prices declined at various trading centers after higher crop estimates. Supplies are reported higher at most of trading centers in this week as sellers want to book profit at the current level and they are also worried about ample stock availability in this year.

In the third advanced estimates, ministry expects higher Indian Soybean crop (Kharif) at 137.43 lakh tonnes for 2018/19 season against 109.33 lakh tonnes in 2017/18. Normal rainfall at the maturity stage of crop improved yield of crop. The estimates are higher than 2016/17 crop size i.e. 131.59 lakh tonnes.

As per Agriwatch estimates, soybean production in the current Kharif season is expected to be 105 lakh metric tonnes compared to 98.1 lakh metric tonnes in the previous season. Higher soybean production will curb any major rally in the market. However comfortable carry-in stocks and record soybean crop in U.S. Midwest will continue to be the limiting factor.

As per recent forecast of NCML, India may produce oilseeds in the range of 28 to 29.5 million metric tonnes (both Kharif and Rabi season) in 2019/20 in expectation of below normal monsoon. Total oilseeds for 2018/19 was estimated at 31.50 million metric tonnes including 21.25 million metric tonnes of Kharif crop and 10.25 million metric tonne of Rabi crop as per ministry second advanced estimate. Soybean crop size are expected in the range of 10 to 11million metric tonnes for this year lower by 20 to 27 percent from 13.7 million metric tonnes in 2018/19 estimates in hope of less rainfall. Out of the 50 districts which contribute to around 86 per cent of the total soybean production, 45 districts are in Madhya Pradesh, Rajasthan and Maharashtra, which are vulnerable to below-normal monsoon. Farmers in Maharashtra and Telangana had already shifted its Soybean crop area to Maize and cotton on account of higher profit margin, which may also lower soybean production for 2019/20.

The domestic soybean prices are likely to trade in steady to weak tone in coming days.

International Market

During the week (May 23-30, 2019) US sold Soybean higher by 28% at 510,000 MT for 2018/2019 against the previous week and higher by 86 percent from the prior 4-week average. Increases were reported for unknown destinations (214,000 MT), China (72,300 MT, including 68,000 MT switched from unknown destinations and decreases of 1,400 MT), Germany (56,800 MT), the Netherlands (40,000 MT), and Mexico (31,300 MT, including decreases of 3,200 MT). Reductions were reported for Malaysia (200 MT). For 2019/2020, net sales of 73,700 MT were for Bangladesh (55,000 MT), unknown destinations (18,000 MT), and Japan (700 MT). Exports of 565,900 MT were up 37 percent from the previous week and 5 percent from the prior 4-week average. The destinations were primarily to China (337,300 MT), Mexico (67,300 MT), Germany (56,800 MT), Japan (32,500 MT), and Indonesia (31,400 MT).

As per IGC report, Soybean global production is likely to decline at 358 million tonnes in 2019/20 against 363 million tonnes in 2018/19. It expects global consumption at 359 million tonnes for 2019/20.

EU imported total 9% higher soybean at 13.4 million tonnes of the season 2018/19 so far (26th May 2019) against last year record. The country imported 6% lower to 15.9 million tonnes of Soymeal. It imported 1% higher palm oil at 5.7 million tonnes. as compared to last year record.

According to National Oilseed Processors Association (NOPA), U.S. April 2019 soybean crush declined by 6 percent to 159.99 million bushels from 170.01 million bushels in March 2019. Crush of soybean in April 2019 was lower by 1.0 percent compared to April 2018 figure of 161.01 million bushels. Soy oil stocks in U.S. at the end of April 2019 rose 1 percent to 1.787 billion lbs compared to 1.761 billion lbs in end March 2019. Stocks of soy oil in end March was lower by 15 percent compared to end April 2018, which was reported at 2.092 million lbs.

As per source Rifinitiv trade flows, China has imported total 7.8 million tons of Soybean in April 2019 from U.S, Brazil & Argentina which is very close to the 3 years average. China may import lower Soybean from these destinations in the range of 6.2- 7.5 million tonnes in May 2019 as compare to 10.4 million tons in previous year record during the corresponding period of time. China imported 2 million tons in April 2019 from U. S higher from 1.8 million tons from 2018 & 2017. However, U.S. Soybean arrivals are likely to decline in May 2019. The trade war between the U.S. and China has cut over 80% of US soybean exports to China so far this market year (September-August). On the other hand, Soybean arrivals of Brazil increased at 5.8 million tons as new crop started hitting in market. However, it is likely to decline and stand in the range of 5.2 to 6.6 million tonnes in May 2019 against 10 million tonnes in May 2018 due to the outbreak of African swine fever and resulting losses in Chinese demand.

As per sources, China bought higher soybean by 10.7% to 7.64 million tonnes in April 2019 due to shipment delayed from March compared to last year in the corresponding period of time. It imported total 24.39 million tonnes of Soybean during Jan- April 2019.

As per sources, sunflower oil production of Ukraine is likely to stand at 6.4 million tonnes supported by higher sunflower seed harvesting. It expects exports volume at 5.95 million tonnes higher from 5.93 million tonnes in 2018/19. Ukraine may harvest 14.9 million tonnes sunflower seed in 2019 which is very close to 14.96 million in 2018.

Soy meal

Soymeal prices closed down followed by weak demand of local buyers and exporters. Ample meals stocks availability and weak global sentiments may decline soymeal prices down in coming days. Higher crop estimates of Soybean will also affect Soymeal prices.

Soymeal exports volume of India is recorded at 18,470 tonnes in May 2019 lower against 40,829 tonnes in previous month. Overall Soymeal shipments in financial year (2018-19) stood at 1,358,083 tonne higher from 1,187,818 tonnes in FY 2017-18. Total shipment of Rapeseed meal in May 2019 declined at 19,519 tons against 120,630 tonnes in April 2019. However, cumulative exports volume of Rapeseed meal is recorded higher at 1,094,015 tonnes during FY 2018-19 against 663,988 tonnes in previous year supported by major buyers like South Korea, Vietnam and Thailand.

During week (May 24-30, 2019) U.S. sold lower Soybean meal and cake by 40% at 110,800 MT for 2018/2019 against previous week and 38 percent from the prior 4-week average. Increases were reported for the Philippines (42,900 MT), Ecuador (33,000 MT, including 30,000 MT switched from unknown destinations), Mexico (27,200 MT, including decreases of 1,000 MT), Canada (18,500 MT, including decreases of 500 MT), and Morocco (16,500 MT). Reductions were primarily for unknown destinations (29,500 MT), Colombia (5,700 MT), and Jamaica (4,300 MT). For 2019/2020, net sales of 2,100 MT were for the Dominican Republic (1,500 MT) and Canada (600 MT). Exports of 164,600 MT were down 32 percent from the previous week and 29 percent from the prior 4-week average. The destinations were primarily to Ecuador (33,000 MT), Mexico (30,800 MT), the Philippines (26,500 MT), Colombia (22,800 MT), and Canada (14,700 MT).

According to recent WASDE report of May month, Soybean meal production of India is projected at 7.60 million metric tons for 2019/20 unchanged from previous year record. Ending stocks is forecasted at 0.29 million metric tonnes for this year higher from 0.28 million metric tonnes of previous year record. It expects Soymeal exports of the country at 1.85 million metric tonnes unchanged from 2018/19.

Indian Soymeal premium quoted higher side by \$118 per ton over Argentinean meal with Indian meal bullishness producing the premium rather than Argentinean meal bearishness. Such premiums may limit bookings of Indian Soymeal for forward as well as spot market.

Technical Analysis:

NCDEX Soybean FUTURE*



Soybean Spot, Indore



*Note: Daily Chart

Support & Resistance NCDEX Soybean – June Contract

S2	S1	PCP	R1	R2
3520	3580	3651	3714	3800

- Soybean June contract inched down at the current weekend and likely to find support at 3580 and resistance at 3714.
- On the upside, 3714 shall act as immediate resistance followed by INR 3900.
- On the downside, INR 3580 shall act as immediate support followed by 3520.
- Trade Recommendation (NCDEX-Soybean – June) Sell

Weekly trade call: **Sell** Below 3650 - Target – T1-3630; T2- 3590, SL – 3690

Rapeseed - Mustard Seed

All India weekly seed supplies improved in this week. The procurement of mustard seed by Nafed is continued at MSP prices in most of key markets which is supporting current Mustard prices.

RM Seed prices showed weakness at various trading centers during the week. Average mustard seed prices can get support at 4000`/qtl in Jaipur market. At the end of week, mustard closed down at 4120 per quintal against 4125 per quintal last week at the benchmark, Jaipur.

As on 6th June 2019, Nafed procured total 21907.21 tonnes of Mustard seed of Rabi season at MSP i.e. 4200 per quintals. It has procured total 9.52 lakh tonnes so far from 432661 farmers. Nafed procured total 20924.01 tonnes in Rajasthan states, 976 tonnes in M.P. states and 6.75 tonnes in Uttar Pradesh.

As per third advanced estimates of government, It estimates Mustard seed output at 87.82 lakh tonnes for 2018/19 higher by 4.2% from 84.3 lakh tonnes in 2017/18. It estimates groundnut crop size at 65.02 lakh tonnes for 2018/19 against 92.53 lakh tonnes.

Agriwatch estimated rapeseed crop at 7.1 MMT in MY 2018-19. However, new rapeseed crop for 2019-20 is estimated at 7.9 MMT above last year due to higher rapeseed sown area and yields. This will lead to lower rapeseed prices in future thereby adversely affecting rapeseed oil prices. New rapeseed crop harvest has peaked. SEA projects Mustard seed crop size at 8.5 MT in 2018/19 which is very close to agriculture ministry estimates i.e. 8.32 MT. While, other sources like Central Organization for Oil Industry and Trade keeps its forecast at 8.7 MT for this season. According to NBHC (National Bulk Handling Corporation) Rabi crop recent report, crop size of Mustard seed is likely to go up by 0.30% than last estimate to 8.72 million metric tonne. The figure is also higher by 4.78% over last year record due to favorable weather condition resulting in higher yields in major producing states.

SEA projects Mustard seed crop size at 8.5 MT in 2018/19 which is very close to agriculture ministry estimates i.e. 8.32 MT. While, other sources like Central Organization for Oil Industry and Trade keep its forecast at 8.7 MT for this season. In the second advanced estimates, ministry expects higher Indian Rapeseed & Mustard crop (Rabi) at 83.97 lakh tonnes for 2018/19 season against 75.40 lakh tonnes in 2017/18. Normal rainfall at the maturity stage of crop improved yield of crop. The estimates are higher than 2016/17 crop size i.e. 79.17 lakh tonnes.

USDA expects India's oilseeds production higher by 8% in 2019/20 in expectation of normal weather condition. Higher oilseeds supply may increase oilseeds meal production by 5.5% to 18 million tonnes. It projects oil meals exports at 3.2 million tonne with an increase of 10% in normal market condition and competitive pricing.

MOPA expects mustard crop output at 8.1 million tonnes in 2018/19 which is lower than farm ministry's second advance estimates of 8.4 million tonnes. Farm ministry quoted higher mustard acreage at 6.58 million hac. due to higher minimum support price, better realizations.

Technical Analysis:



RM Seed Futures June Contract, RM Seed Spot, Jaipur

Support & Resistance NCDEX RM Seed – June contract				
S1	S2	PCP	R1	R2
3810	3850	3929	4010	4070

- Mustard June Contract depicts weakness and further can get support at INR 3850.
- Prices have tested the lower level of 3877 in this week.
- Trade Recommendation (NCDEX Rapeseed-Mustard – June) Sell

Weekly trade call: **Sell** Below 3925 Target – T1-3900 T2- 3860, SL –3960

Soy DOC Rates at Different Centers			
Centers	Ex-factory rates (Rs/ton)		
	07-Jun-19	31-May-19	Parity To
Indore - 45%, Jute Bag	31500	31700	Gujarat, MP
Kota - 45%, PP Bag	31800	32300	Rajasthan, Del, Punjab, Haryana
Dhulia/Jalna - 45%, PP Bag	32300	33200	Mumbai, Maharashtra
Nagpur - 45%, PP Bag	31500	32400	Chhattisgarh, Orissa, Bihar, Bangladesh, AP, Kar, TN
Nanded	33000	33500	Andhra, AP, Kar, TN
Latur	32800	33500	-
Sangli	33100	33700	Local and South
Solapur	32800	33200	Local and South
Akola – 45%, PP Bag	31600	32000	Andhra, Chhattisgarh, Orrisa, Jharkhand, WB
Hingoli	33000	33500	Andhra, Chhattisgarh, Orrisa, Jharkhand, WB
Bundi	31600	32100	-

Soy DOC at Ports			
Centers	Port Price		
	06-Jun-19	30-May-19	Change
Kandla (FOR) (INR/MT)	32700	33500	-800
Kandla (FAS) (USD/MT)	450	450	Unch
CNF Indonesia – Yellow SBM (USD/MT)	470	465	5

Rapeseed Meal	06-Jun-19	30-May-19	Change
FAS Kandla (USD/MT)	221	223	-2
FOR Kandla (Rs/MT)	15500	15300	200

FOR Mundra (Rs/MT)	15900	15700	200
CNF Indonesia (USD/MT)	245	238	7

International Soy DOC			
Argentina FOB USD/MT	06-Jun-19	30-May-19	Change
Soybean Pellets	329	346	-17
Soybean Cake Flour	329	346	-17
Soya Meal	329	348	-19
Soy Expellers	329	348	-19

Sunflower (DOC) Rates	Ex-factory rates (Rs/ton)		
Centers	07-Jun-19	31-May-19	Change
Adoni	23500	24000	-500
Khamgaon	Unq	Unq	Unq
Parli	Unq	Unq	Unq
Latur	Unq	Unq	Unq

Groundnut Meal (Rs/MT)	07-Jun-19	31-May-19	Change
Basis 45%, Saurashtra	24500	24500	Unch
Basis 40%, Saurashtra	21500	21500	Unch
GN Cake, Gondal	25000	25000	Unch

Mustard DOC	07-Jun-19	31-May-19	Change
Jaipur (Plant delivery)	14900	14500	400
Kandla (FOR Rs/MT)	15500	15000	Unch

Mumbai Oil Meal Quotes:			
Rs/M.T.	07-Jun-19	31-May-19	Change
G.N. Extr (45%)	Unq	NR	NA
KardiExtr	Unq	NR	NA
Undec Cottonseed Exp	23500	NR	NA
Rice Bran Extr.	Unq	NR	NA
Sunflower Extr.	30500	NR	NA
Rapeseed Extr.	Unq	NR	NA
Soymeal 48%	32870	NR	NA
Castor Extr.	7000	NR	NA

Annexure

India's Total Oilseeds Production Seen at 315 Lakh Tons in 3rd Adv. Est. - GOI (Kharif + Rabi + Summer)

The 3rd Advance Estimates of production of major crops for 2018-19 have been released on 3rd June, 2019 by the Department of Agriculture, Cooperation and Farmers Welfare. The assessment of production of different crops is based on the feedback received from States and validated with information available from other sources. Few the major crops producing states have received less rainfall. As a result, the production of oilseeds crops estimates for 2018-19 has witnessed below than their normal production. Oilseeds production of India is placed lower by 0.4% to 314.21 lakh tonnes against the production of 314.59 lakh tonnes in Final Estimates of 2017-18. However, the estimated figure is high by 17.72 lakh tonnes than five years average oilseeds production.

The estimated production of major Oilseeds during 2018-19 is as under:

Oilseeds – 313.1 Lakh tonnes

- Soybean – 137.43 Lakh Tons
- Groundnut – 65.02 Lakh Tons
- Rapeseed – 87.82 Lakh Tons
- Castorseed – 11.98 Lakh Tons
- Sesame/Sesamum/Gingelly/Til – 7.46 Lakh Tons
- Nigerseed – 0.63 Lakh Tons
- Sunflower – 2 Lakh tons
- Linseed - 1.65 Lakh Tons

India's Kharif Oilseeds Production 2018-19 3rd Advanced Estimates

The 3rd Advance Estimates of production of major crops for 2018-19 have been released on 6th June, 2019 by the Department of Agriculture, Cooperation and Farmers Welfare. The assessment of production of different crops is based on the feedback received from States and validated with information available from other sources.

Kharif Oilseeds Production – 209.93 Lakh tonnes

- Soybean – 137.43 Lakh Tons
- Groundnut – 51.53 Lakh Tons
- Castor seed – 11.98 Lakh Tons
- Sesame/Sesamum/Gingelly/Til – 7.46 Lakh Tons
- Sunflower – 0.90 Lakh ton

MSP for 2018/19 Kharif Oilseeds

The Cabinet Committee on Economic Affairs, chaired by the Prime Minister Shri Narendra Modi, has given its approval for Minimum Support Prices (MSPs) for Kharif Crops of 2018-19 season, the MSPs of all the Kharif oilseeds are raised for this season. The MSP of Yellow Soybean is increased by 9.0% to Rs 3325/Qtl for 2018-19 season from Rs. 3050/Qtl (including Rs 100 bonus) in 2017-18, Groundnut -in- shell by 5.2% to Rs 4,680/Qtl from Rs 4,450/Qtl (including Rs 100 bonus), Sunflower seed by 3.7% to Rs 4,250/Qtl from Rs 4,100/Qtl (including Rs 200 bonus), Nigerseed by 5.5% to 4,275/Qtl from Rs 4,050/Qtl (including Rs 100 bonus) and Sesamum by 5.7% to Rs 5,600/Qtl from Rs 5,300/Qtl (including Rs 200 bonus).

MSP for 2018/19 Rabi Oilseeds

Centre has increased the MSP of Mustard/Rapeseed by INR 200 from last year and kept it at INR 4200 per quintal. Last year the MSP of Mustard/rapeseed was INR 400 per quintal including bonus of INR 100. Safflower MSP has been increased to INR 4945 from INR 4100 per quintal of last year. Last year MSP includes a bonus of INR 100 per quintal.

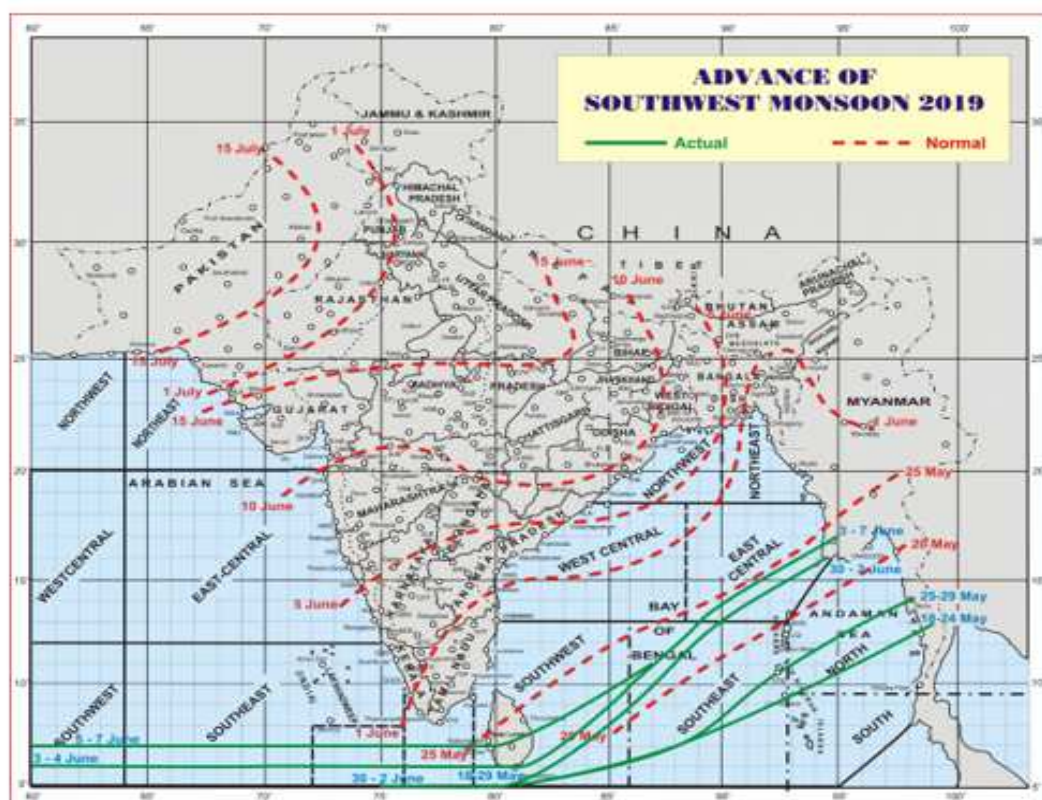
SEA Soybean Production Estimates Kharif 2018-19 As On 18.02.2019

SEA Kharif Estimates of Soybean Production in Lakh Tons			
S.No.	Division/District	2017-18	2018-19
1	Madhya Pradesh	41.25	55
2	Maharashtra	28.6	31
3	Rajasthan	6.7	9
4	Andhra Pradesh & Telangana	1.2	1.3
5	Karnataka	2	2.5
6	Chattisgarh	1	1.3
7	Gujarat	-	-
8	Others	2.25	2.2
	Grand Total	83	102.3

Monsoon 2019-IMDForecast

According to IMD, - India's annual monsoon, which delivers about 70 percent of the country's rainfall, arrived on the coast of southern Kerala state on 6th June 2019 after delay of one week. Monsoon arrivals will be fruitful for drought-hit western region and for south India where the water level in reservoirs have dipped to low levels

In view of the enhanced cloudiness, strengthening of westerlies and persistent cyclonic circulation in lower & mid-tropospheric levels over Lakshadweep area and neighborhood, the southwest monsoon has further advanced into some more parts of south Arabian Sea, most parts of Lakshadweep area, some parts of Kerala & south Tamilnadu, remaining parts of Maldives - Comorin area, some more parts of southwest, southeast & east central Bay of Bengal and some parts of northeast Bay of Bengal. Thus, the southwest monsoon has set in over Kerala, as on 8th June 2019.



Disclaimer

The information and opinions contained in the document have been compiled from sources believed to be reliable. The company does not warrant its accuracy, completeness and correctness. Use of data and information contained in this report is at your own risk. This document is not, and should not be construed as, an offer to sell or solicitation to buy any commodities. This document may not be reproduced, distributed or published, in whole or in part, by any recipient hereof for any purpose without prior permission from the Company. IASL and its affiliates and/or their officers, directors and employees may have positions in any commodities mentioned in this document (or in any related investment) and may from time to time add to or dispose of any such commodities (or investment). Please see the detailed disclaimer at <http://www.agriwatch.com/Disclaimer.asp>
© 2017 Indian Agribusiness Systems Pvt Ltd.