

# Oilmeals Weekly Research Report

---

## **Contents**

- ❖ **Executive Summary**
- ❖ **Outlook – Cash Market**
- ❖ **Sowing Status – Kharif Oilseeds 2018-19**
- ❖ **Weather Forecast and Current Status**
- ❖ **Soybean – Domestic & International**
- ❖ **Soy meal- – Domestic & International**
- ❖ **Technical Analysis - Soybean**
- ❖ **Rapeseed - Mustard**
- ❖ **Technical Analysis – RM Seed**
- ❖ **Annexure – Prices etc.**

## Executive Summary

---

Firm trends are witnessed at most of the Soybean trading centers during the week due to improved demand from the local crushers and south based traders. Supplies are decreased at major trading center as farmers and traders holding the stocks in expectation of further rise in Soybean prices. RM seed prices showed firm trends due to improved demand in the market. NCDEX prices of Soybean rose up sharply by the end of the week after a short fall due to rise in spot market and RM seeds prices declined by the end of the week at profit bookings. RM Seed and Soybean market is mainly being driven by crop arrivals and local crushers & stockiest demand. CBOT prices closed on upper side due to improved export sales during this week.

According to recent Ministry report, India has covered total oil seeds kharif sowing area as on 30 Aug, 2019 about 170.78 lakh Ha. has been reported compared to normal corresponding week (171.15 lakh Ha.) from previous year. Thus 0.37 lakh. Ha less area has been covered compared to normal corresponding week in previous year. Farmers have sown 4.86 lakh ha. In Andhra Pradesh against 6.64 lakh ha. Previous year, 21.95 lakh ha. In Gujarat against 19.74 Previous year, 7.30 lakh ha. In Karnataka against 8.45 lakh ha. Previous year, 60.82 lakh ha. In MP against 60.15 lakh ha. Previous year, 41.69 lakh ha. In MH against 41.44 lakh ha. Previous year, 20.03 lakh ha. In Rajasthan against 20.67 lakh ha. Previous year, 2.11 lakh ha. In Telangana against 2.23 lakh ha Previous year, 5.51 lakh ha in UP against 4.60 lakh ha. Previous year.

CBOT Soybean future contract rose up by the end of the week due to improved export sales. As per latest US weekly crop condition soybean crop held steady at 54% rated good to excellent. AS per WASDE latest report, U.S. oilseed production for 2019/20 is projected at 111.5 million tons, down by 4.5 million tonnes from last month mainly due to a lower soybean production forecast.

Soybean production is forecast at 3.68 billion bushels, down by 165 million bushels on lower harvested area. Harvested area is forecast at 75.9 million acres, down by 3.4 million acres from the NASS June Acreage Report led by reductions for Ohio and South Dakota. With lower production partly offset by higher beginning stocks, soybean supplies for 2019/20 are projected at 4.77 billion bushels, down by 3 percent from last month. U.S. soybean exports are reduced 100 million bushels to 1.78 billion bushels reflecting reduced global import demand, mainly for China. Lower sowing area, decreased global production estimates, may support CBOT prices to rise in coming days.

***Oilseeds complex may trade in steady to firm tone due to decreased supplies in the market.***

## Outlook – Cash Market

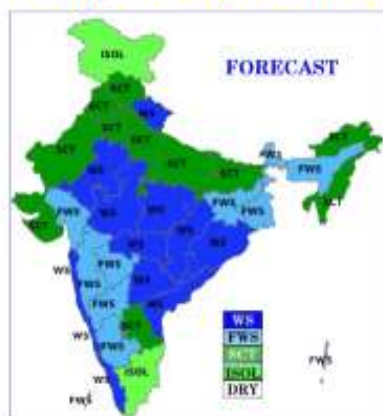
**Outlook-Soybean (Spot, Indore):** Soybean Indore plant prices rose up due to decreased supplies. We expect steady to firm tone in the short run in coming days. Prices are likely to trade in the range of 3680 to 3850 in next week. The market sentiments are now depending on the surplus bean stocks to be carried over to the next marketing year, kharif sowing area and millers demand.

**Outlook –Soy meal (Spot, Indore):** Soymeal prices showed firm tone on firm sentiments. Prices may trade steady to firm tone in short run in coming days on improved demand. Higher availability of Soymeal stock and low export demand put more pressures in soymeal prices.

**Outlook-Rapeseed-Mustard (Spot, Jaipur basis)** Mustard seed prices showed firm trends due to decreased supplies in the market. Prices are likely to trade in the range of 4100 to 4220 in next week. NCDEX prices declined by weekend with profit bookings. RM seed likely to trade on higher side in coming week.

## Weekly Weather Forecast

**Monday 02 September 2019**



**Tuesday 03 September 2019**



**Wednesday 04 September 2019**



**Thursday 05 September 2019**



The monsoon trough at mean sea level now passes through Jaisalmer, Kota, Sagar, Pendra Road, Jharsiguda, Balasore and thence east-southeastwards to north Andaman Sea and extends up to 0.9 km above mean sea level.

Fairly widespread to widespread rainfall over East & northeast India with isolated heavy falls likely over central & adjoining northwest India and along the west coast. Isolated to Scattered rainfall likely over rest parts of the country.

No significant change in maximum temperatures likely over major parts of the country during next 2- 3 days.

## Kharif Oilseed Sowing Status

Kharif Oilseeds Sowing as on 30.08.2019 (In lakh Hectare)						
	Normal Area	Normal area as on date	2019	2018	Change (Y-o-Y)	% change of normal area
Groundnut	42.36	38.83	36.83	39.04	-2.21	86.79
Soybean	111.49	110.96	112.70	111.75	0.95	101.75
Sunflower	1.91	1.31	0.90	1.08	-0.18	47.4
Sesamum	17.25	14.56	12.72	13.54	-0.82	73.8
Niger	2.51	1.20	1.18	0.68	0.50	47.1
Castor	9.69	7.12	6.45	5.06	1.39	66.5
Total Oilseed	185.28	173.99	170.78	171.15	-0.37	92.17

## Soybean

### Domestic Market

Firm trends are witnessed at most of the soybean trading center due to decreased supplies in the market and improved demand from the local crushers and south based traders. Farmers and traders holding the stocks in expectation of further rise in soybean prices. Soybean prices may come under pressure once the supplies will increase in the market.

As per the IMD, Overall monsoon rainfall was normal to excess as on Friday compared with 91% of LPA until July end, the declined in sowing area of all kharif crops has considerably narrowed down. According to the kharif sowing data released by the Agriculture Ministry on Friday, plantings have covered nearly 1,010 lakh hectares (lh), compared with 1,027 lh in the corresponding period last year. There is substantial improvement in oilseeds planting too. The increase was mainly in soybean, which surpassed last year by 1 lh till this week. Good rains in Gujarat also helped increase the acreage of groundnut, even though the overall area under groundnut is still down by 2 per cent.

As per Indian Institute of soybean research field survey, lack of flowering in soybean crop even after over a month of sowing crops due to excessive water in farms reduces level of oxygen leading to mineral deficiency while higher ethylene level hampers the growth of the crop, may sharply reduce output of soybean at Indore region. Farmers in the affected regions of Indore are demanding compensation from the state government.

As per Fourth Advance Estimates for 2018-19, total food grain production in the country is estimated at 284.95 million tonnes which is nearly steady compared with 285.01 million tonnes of production for 2017-18, while it is higher by 19.20 million tonnes than the previous five years' (2013-14 to 2017-18) average production of food grain. Total Oilseeds production in the country during 2018-19 is estimated at 32.26 million tonnes which is higher than the production of 31.46 million tonnes during 2017-18.

As per Agriwatch estimates, soybean production for Kharif season 2019/20 is expected to be 99.4 lakh metric tonnes compared to 105.5 lakh metric tonnes in the previous season because late monsoon arrivals may reduce

soybean area and yield. Lower soybean production forecast will support Soybean prices to rise in the long run. USDA also expects lower crop size and yield for 2019/20 year.

***The domestic soybean prices are likely to trade in steady to firm tone in coming days.***

## **International Market**

As per latest US weekly crop condition, soybean crop held steady at 54% rated good to excellent.

As per the sources, Germany's rapeseed harvest will fall 21.9% on the year to about 2.9 million tonnes. A sharp drop had been generally expected because of a big reduction in rapeseed plantings following dry weather in autumn 2018.

China's July soybean imports from the United States jumped three-fold from the previous year and Brazil at 6.42 million tonnes, down 8.9% from last year's 7.04 million tonnes but up 16.8% from 5.498 million tonnes in June. China, brought 911,888 tonnes of oilseed from the United States up from last year's 308,127 tonnes. The figures were also up 48.3% from 614,805 tonnes in June. China's total soybean imports rose in July from the same month last year.

As per the sources, (16-Aug-22-Aug-2019) US sold 95,200 MT for 2018/2019 resulting in increases for China (76,700 MT, including 70,000 MT switched from unknown destinations and decreases of 800 MT), Japan (59,200 MT, including 18,800 MT switched from unknown destinations and decreases of 600 MT), South Korea (56,800 MT, including 63,000 MT switched from unknown destinations and decreases of 6,200 MT), Taiwan (39,900 MT, including decreases of 400 MT), Thailand (4,600 MT, including decreases of 100 MT), were partially offset by reductions for unknown destinations (157,700 MT). For 2019/2020, net sales of 353,100 MT were primarily for unknown destinations (136,200 MT), Mexico (123,000 MT), Egypt (50,000 MT), Malaysia (17,000 MT), and Taiwan (11,000 MT). Exports of 873,300 MT were down 26 percent from the previous week and 15 percent from the prior 4-week average. The destinations were primarily to China (544,700 MT), Mexico (73,000 MT), South Korea (56,900 MT), Egypt (53,600 MT), and Japan (52,400 MT)

AS per WASDE latest report, U.S. oilseed production for 2019/20 is projected at 111.5 million tons, down by 4.5 million tonnes from last month mainly due to a lower soybean production forecast. Soybean production is forecast at 3.68 billion bushels, down by 165 million bushels on lower harvested area. Harvested area is forecast at 75.9 million acres, down by 3.4 million acres from the NASS June Acreage Report led by reductions for Ohio and South Dakota. With lower production partly offset by higher beginning stocks, soybean supplies for 2019/20 are projected at 4.77 billion bushels, down by 3 percent from last month. U.S. soybean exports are reduced 100 million bushels to 1.78 billion bushels reflecting reduced global import demand, mainly for China

As per WASDE latest report, this month's 2019/20 global oilseed supply and demand forecasts include lower production, trade, and stocks compared to last month. Lower soybean, rapeseed, and peanut production are partly offset by higher sunflower seed output. Rapeseed production is lowered for the EU mainly on a lower area and yield for France. India's soybean and peanut harvested area is reduced due to slow planting progress to date. Ukraine's sunflower seed production is forecast higher, as timely rainfall in late July and early August boosted yield prospects. Global 2019/20 oilseed exports are reduced by 3.0 million tons mainly on a 2-million-ton reduction to soybean trade. China's soybean imports are lowered by 2 million tons to 85 million reflecting lower soybean meal crush in 2019/20. With crush also lowered in 2018/19, China's protein meal consumption growth is forecasted flat



Sept 2<sup>nd</sup>, 2019

---

in 2019/20. Global 2019/20 soybean ending stocks are lower relative to last month due to lower stocks in the United States and China.

As per the Ukrainian Grain Association (UGA) in its August forecast predicts growth in grain and oilseeds production in the country in the 2019/20 agricultural year to 95.2 million tonnes (the previous forecast had 94.7 million tonnes), and exports – to 58.2 million tonnes (56.9 million tonnes).

As per the sources, U.S. President Donald Trump's announcement of further tariffs on another \$300 billion of Chinese imports last week, China's government on Aug. 5 announced that Chinese companies will stop buying U.S. agricultural products. The United States traditionally has been China's biggest supplier of soybeans. In recent months, China has bought only a fraction of the soybeans it typically buys from the United States, and the Aug. 5 announcement seemed to indicate the potential for a complete boycott of U.S. soybeans as well as other grains and oilseeds.

As per the sources, China's largest grain, oilseeds and food company, COFCO International plans to increase investment in Brazilian soybean production, which would buy 5% more soybeans each year from Brazil over the next five years and would finance the expansion of more than 60 million acres of soybean production in Brazil. COFCO last year exported from Brazil to China more than 13 million metric tons of grain and soybeans.

As per the sources, Brazil could see record soya harvests in the 2019-20 season dependent on good weather, and is expected to expand the soybean planted area by 2% to 36.8 million hectares in the upcoming season. That could result in production of 125 million to 126 million tonnes of the oilseeds, compared with 116.76 million tonnes during this year's harvest, which was affected by drought. It would also allow Brazil to overtake the United States as the world's top soya producer. Brazil to export 78 million tonnes of soya during the 2019-20 cycle, compared with 71.7 million tonnes in the 2018-19 harvest.

As per the sources, EU expects Rapeseed crop of 17.1million tonnes, against 3million tonnes lower than last season and 4million tonnes below the five-year average. Lower crop estimates holding the rapeseed prices steady. The oilseed rape market is also influenced by crude and other oil prices, and with the US-China trade war ramping up again this week. EU's rapeseed imports are likely to rise sharply in the coming months. Imports for 2018/19 are estimated at 4.3 million tonnes.

As per the sources, Ukraine harvested Oilseed crop up to 2.73 million tonnes as on 23rd July 2019 higher against 2.25 million tonnes compared to last year. Moreover, rapeseed crop could rise to 3.58 million tonnes from 2.84 million tonnes in 2018.

As per USDA forecast, overall oilseed production of Russia in 2019-20 at 18.8 million tonnes, which will be roughly the same amount produced in 2018-19. Exports of oilseeds in 2019-20 will reach an all-time high of 1.7 million tonnes, 7.3% higher than 2018-19. The major drivers of this growth will be exports of rapeseeds and soybean to China and an active supply of rapeseeds to Belarus that started in 2018-19.

As per USDA forecast, soybean production of Brazil in 2019-20 is projected at 124 million tonnes increased against the previous year 116 million tonnes, as soybean planted area expanded to 37 million hectares and yields return to average due to improved weather. Exports of soybean in 2019-20 is expected to 75 million tonnes up from 69 million tonnes in 2018-19

As per USDA, the Chinese soybean production estimated for 2019-20 is 16.8 million MT up by 5.7% from 2018-19, due to the increased government subsidies, acreage expansion and slightly higher expected yield. However, China imported 42.4 million MT of soybeans during the first 7 months of 2018-19, down by 8.2 million MT compared to same period last year. Imports are estimated to be down from 84 million MT in 2018-19 to 83 million MT in 2019-

## Soy meal

---

Firm trends are featured in Soymeal complex on improved demand from the local crushers and south based traders. Lower overseas demand and ample stocks availability in the market are affecting the sentiments.

During the week (Aug 16 -Aug 22, 2019) US sold 52,600 MT for 2018-19, resulting in increases for Vietnam (48,000 MT, switched from unknown destinations), Mexico (22,700 MT), the Philippines (7,500 MT), Jamaica (6,600 MT), and Guatemala (6,300 MT, including 5,500 MT switched from Honduras, 3,000 MT switched from El Salvador, 600 MT switched from Panama, and decreases of 200 MT), were partially offset by reductions for unknown destinations (49,500 MT) and Honduras (11,900 MT). For 2019/2020, net sales of 245,400 MT were primarily for the Philippines (90,600 MT), unknown destinations (61,500 MT), Ecuador (30,000 MT), Guatemala (24,400 MT), and Canada (13,400 MT). Exports of 295,300 MT were up noticeably from the previous week and up 59 percent from the prior 4-week average. The destinations were primarily to the Philippines (96,500 MT), Mexico (41,700 MT), Colombia (39,000 MT), Guatemala (29,900 MT), and Dominican Republic (26,800 MT).

As per Solvent Extractors' Association of India latest report, the export of oilmeals during July 2019 is provisionally reported at 166,301 tons compared to 215,716 tons in July, 2018 i.e. down by 23%. The overall export of oilmeals during April-July 2019 is reported at 851,070 tons compared to 966,874 tons in April-July 2018 i.e. down by 12%. The export of castor seed meal during April-July 2019 is reported at 229,820 tonnes compared to 75,597 tonnes in April-July 2018, being mainly exported to South Korea. The export of soybean meal during April-July 2019 is reported at 182,631 tonnes compared to 312,126 tonnes in April-July 2018. The export of rapeseed meal during April-July 2019 is reported at 358,426 tonnes compared to 401,996 tonnes in April-July 2018. The export of Rice bran extract during April-July 2019 is reported at 79903 tonnes compared to 1,73,937 in April-July 2018.

As per SEA, During April-July 2019 Vietnam imported 120,889 tons of oilmeals (compared to 228,627 tons); consisting of 1,892 tons of soybean meal, 71,683 tons of rapeseed meal and 47,314 tons of De-oiled Rice Bran Extraction. South Korea imported 365,652 tons of oilmeals (compared to 198,304 tons); consisting 13,282 tons of soybean meal, 162,487 tons of rapeseed meal and 189,883 tons of castor seed meal. Thailand imported 107,607 tons of oilmeals (compared to 129,661 tons) consisting 88,595 tons of rapeseed meal, 17,581 tons of Rice Bran Extractions and 1,431 tons of soybean meal. Kandla handled exports of 349,922 tons (41 per cent), Mundra of 268,348 tons (32 per cent), Mumbai including JNPT of 57,372 tons (8 per cent) while Kolkata of 71,458 tons (8 per cent). Others ports handled 103,970 tons (12 per cent) of exports in the April -July period.

As per NOPA, U.S. soybean crushing likely declined for a third straight month in June by 154 million bushels. Crush forecasts for June ranged from 147.937 million to 164.500 million bushels, with a median estimate of 152.200 million bushels which is less from the May crush of 154.796 million bushels and a crush of 159.228 million bushels in June 2018.

As per recent WASDE report, Soybean meal production of India is estimated remain at 7.6 million tons for 2019/20 compared to previous year record. It is higher from 6.16 million tons in 2017/18 season. India may export 1.85 million tons Soymeal in 2019/20 same as in previous year. Domestic consumption of the country may stand at 5.75 million tons higher from 5.60 million tons in 2018/19.



Sept 2<sup>nd</sup>, 2019

During Indian Soymeal premium quoted higher side by \$124 per ton over Argentinean meal with Indian meal bullishness producing the premium rather than Argentinean meal bearishness. Such premiums may limit bookings of Indian Soymeal for forward as well as spot market.

## Technical Analysis:

### NCDEX Soybean FUTURE



### Soybean Spot, Indore



\*Note: Daily Chart

### Support & Resistance NCDEX Soybean – Sept Contract

S2	S1	PCP	R1	R2
3620	3680	3825	3875	3930

- Soybean Sept contract depicts weak trend and likely to find support at 3620 and resistance at 3930.
- On the upside, 3875 shall act as immediate resistance followed by INR 3930.
- On the downside, INR 3680 shall act as immediate support followed by 3620.
- Trade Recommendation (NCDEX-Soybean) - **Sell**

Weekly trade call: **Sell** Above-3830 Target – T1-3770; T2- 3735, SL – 3855.

## Rapeseed - Mustard Seed

---

RM seed prices showed firm trends due to improved demand in the market. Average mustard seed prices can get support at 4070/qtl in Jaipur market. At the end of week, mustard closed higher at 4195 per quintal against 4175 per quintal last week at the benchmark, Jaipur.

As per Mustard Oil Producers Association of India, the estimated mustard output in the country at 8.1million tonnes in 2018-19, up from 7.1million tonnes in the previous year. However, this estimate is lower than the 3rd advanced estimate 8.8million tonnes. Totals mustard arrivals in the month of June 705000 tonnes against 1.15 million tonnes in May month out of which 650000 tonnes of mustard seeds in June has been used for crushing, over 13% lower from the May month

As on 1st July 2019, Nafed, procured total 2779.58 tonnes of Mustard seed of Rabi season at MSP i.e. 4200 per quintals. It has procured total 10.84 lakh tonnes so far from 494049 farmers. Nafed procured total 6.08 lakh tonnes in Rajasthan states, 2.50 lakh tonnes in Haryana, 0.32 lakh tonnes in MP, 0.41 lakh tonnes in Gujarat and 0.00118 lakh tones in UP.

As per third advanced estimates of government, It estimates Mustard seed output at 87.82 lakh tonnes for 2018/19 higher by 4.2% from 84.3 lakh tonnes in 2017/18. It estimates groundnut crop size at 65.02 lakh tonnes for 2018/19 against 92.53 lakh tonnes.

Agriwatch estimated rapeseed crop at 7.1 MMT in MY 2018-19. However, new rapeseed crop for 2019-20 is estimated at 7.9 MMT above last year due to higher rapeseed sown area and yields. This will lead to lower rapeseed prices in future thereby adversely affecting rapeseed oil prices. New rapeseed crop harvest has peaked. SEA projects Mustard seed crop size at 8.5 MT in 2018/19 which is very close to agriculture ministry estimates i.e. 8.32 MT. While, other sources like Central Organization for Oil Industry and Trade keeps its forecast at 8.7 MT for this season. According to NBHC (National Bulk Handling Corporation) Rabi crop recent report, crop size of Mustard seed is likely to go up by 0.30% than last estimate to 8.72 million metric tonne. The figure is also higher by 4.78% over last year record due to favorable weather condition resulting in higher yields in major producing states.

SEA projects Mustard seed crop size at 8.5 MT in 2018/19 which is very close to agriculture ministry estimates i.e. 8.32 MT. While, other sources like Central Organization for Oil Industry and Trade keep its forecast at 8.7 MT for this season. In the second advanced estimates, ministry expects higher Indian Rapeseed & Mustard crop (Rabi) at 83.97 lakh tonnes for 2018/19 season against 75.40 lakh tonnes in 2017/18. Normal rainfall at the maturity stage of crop improved yield of crop. The estimates are higher than 2016/17 crop size i.e. 79.17 lakh tonnes.

MOPA expects mustard crop output at 8.1 million tonnes in 2018/19 which is lower than farm ministry's second advance estimates of 8.4 million tonnes. Farm ministry quoted higher mustard acreage at 6.58 million hac. due to higher minimum support price, better realizations.

## Technical Analysis:

### **RM Seed Futures Aug Contract**



### **RM Seed Spot, Jaipur**



### **Support & Resistance NCDEX RM Seed – Sept contract**

S1	S2	PCP	R1	R2
3760	3810	3922	4010	4055

- Mustard Sept Contract depicts Weakness and further can get support at INR 3760.
- Prices have tested the lower level of 3914 in this week.
- Trade Recommendation (NCDEX Rapeseed-Mustard) - **Sell**

Weekly trade call: **Sell** Above – 3930 Target – T1-3870 T2- 3845, SL –3950.

Soy DOC Rates at Different Centers			
Centres	Ex-factory rates (Rs/ton)		
	30-Aug-19	23-Aug-19	Parity To
Indore - 45%, Jute Bag	30800	30400	Gujarat, MP
Kota - 45%, PP Bag	32400	31400	Rajasthan, Del, Punjab, Haryana
Dhulia/Jalna - 45%, PP Bag	33500	33000	Mumbai, Maharashtra
Nagpur - 45%, PP Bag	32600	32000	Chattisgarh, Orissa, Bihar, Bangladesh, AP, Kar, TN
Nanded	33800	33000	Andhra, AP, Kar, TN
Latur	34000	32800	-
Sangli	33000	33000	Local and South
Solapur	33000	32300	Local and South
Akola – 45%, PP Bag	31800	31500	Andhra, Chattisgarh, Orissa, Jharkhand, WB
Hingoli	33800	33500	Andhra, Chattisgarh, Orissa, Jharkhand, WB
Bundi	32200	31200	-

Soy DOC at Ports			
Centers	Port Price		
	29-Aug-19	22-Aug-19	Change
Kandla (FOR) (INR/MT)	Unq	32500	-
Kandla (FAS) (USD/MT)	Unq	430	-
CNF Indonesia – Yellow SBM (USD/MT)	Unq	450	-

Rapeseed Meal	29-Aug-19	22-Aug-19	Change
FAS Kandla (USD/MT)	Unq	215	-
FOR Kandla (Rs/MT)	Unq	15400	-
FOR Mundra (Rs/MT)	Unq	15800	-
CNF Indonesia (USD/MT)	Unq	234	-

International Soy DOC			
Argentina FOB USD/MT	29-Aug-19	22-Aug-19	Change
Soybean Pellets	302	302	Unch
Soybean Cake Flour	302	302	Unch
Soya Meal	301	299	2
Soy Expellers	301	299	2

Sunflower (DOC) Rates	Ex-factory rates (Rs/ton)
-----------------------	---------------------------

Sept 2<sup>nd</sup>, 2019

Centers	30-Aug-19	23-Aug-19	Change
Adoni	24800	24500	300
Khamgaon	Unq	0	-
Parli	Unq	0	-
Latur	Unq	0	-

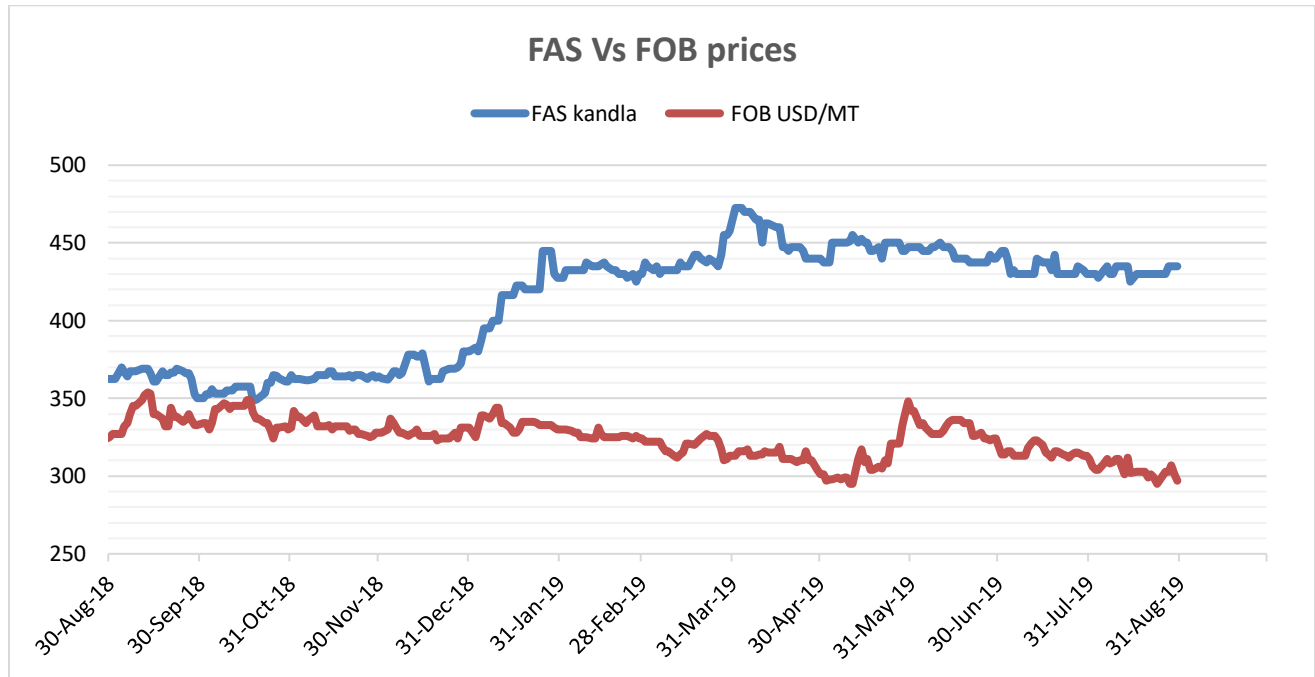
Groundnut Meal (Rs/MT)	30-Aug-19	23-Aug-19	Change
Basis 45%, Saurashtra	28000	26500	1500
Basis 40%, Saurashtra	26000	24500	1500
GN Cake, Gondal	28000	27000	1000

Mustard DOC	30-Aug-19	23-Aug-19	Change
Jaipur (Plant delivery)	15400	15200	200
Kandla (FOR Rs/MT)	15600	15400	200

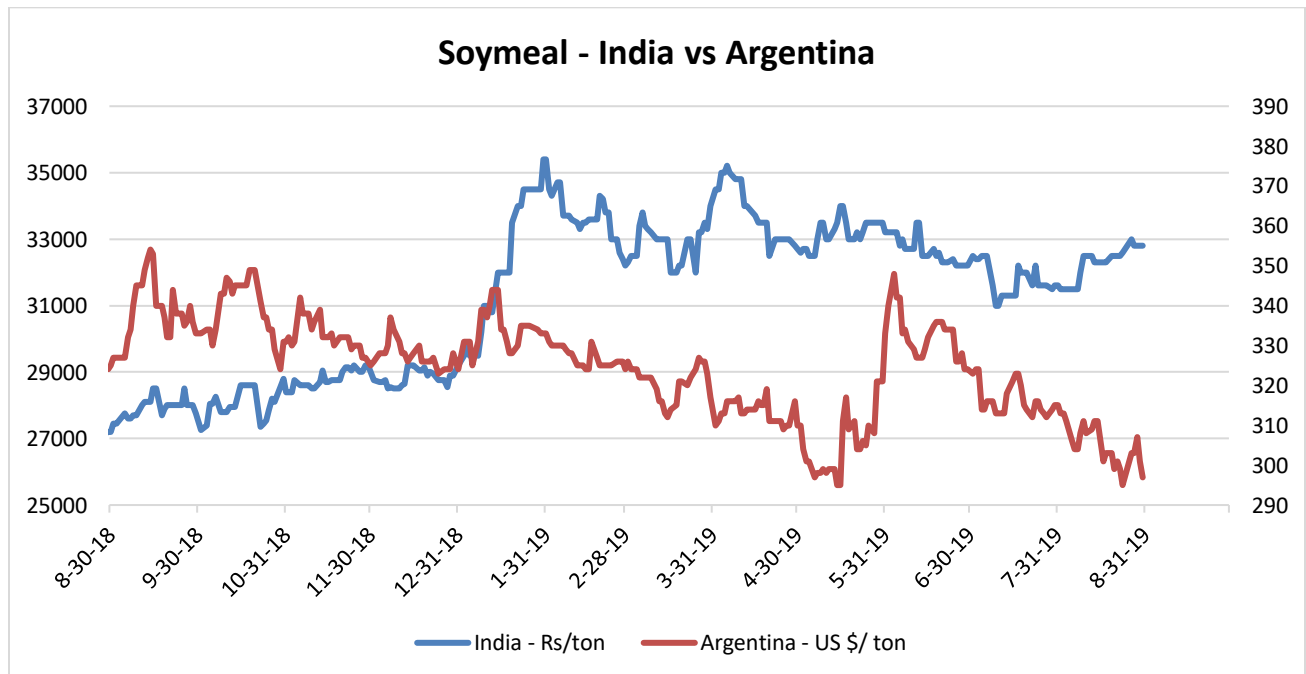
Mumbai Oil Meal Quotes:			
Rs/M.T.	30-Aug-19	23-Aug-19	Change
G.N. Extr (45%)	27500	26500	1000
Kardi Extr	Unq	0	-
Undec Cottonseed Exp	33800	34000	-200
Rice Bran Extr.	Unq	0	-
Sunflower Extr.	23000	23500	-500
Rapeseed Extr.	Unq	0	-
Soymeal 48%	32139	32035	104
Castor Extr.	7000	6950	50

## Soymeal prices:

### FAS SBM, Kandla Vs FOB SBM, Argentina – (US \$/tonne):



## Soymeal India vs Argentina:





## Annexure

### India's Total Oilseeds Production Seen at 322 Lakh Tons in 4<sup>th</sup> Adv. Est. - GOI (Kharif + Rabi + Summer)

The 4<sup>th</sup> Advance Estimates of production of major crops for 2018-19 have been released on 19<sup>th</sup> Aug, 2019 by the Department of Agriculture, Cooperation and Farmers Welfare. The assessment of production of different crops is based on the feedback received from States and validated with information available from other sources. Few the major crops producing states have received less rainfall. As a result, the production of oilseeds crops estimates for 2018-19 has witnessed below than their normal production. Oilseeds production of India is placed higher by 7.98 lakh tonnes to 322.57 lakh tonnes against the production of 314.59 lakh tonnes in Final Estimates of 2017-18. However, the estimated figure is high by 17.72 lakh tonnes than five years average oilseeds production.

#### **The estimated production of major Oilseeds during 2018-19 is as under:**

Oilseeds – 322.57 Lakh tonnes

- Soybean – 137.86 Lakh Tons
- Groundnut – 66.95 Lakh Tons
- Rapeseed – 93.39 Lakh Tons
- Castorseed – 12.15 Lakh Tons
- Sesame/Sesamum/Gingelly/Til – 7.55 Lakh Tons
- Nigerseed – 0.65 Lakh Tons
- Sunflower – 2.19 Lakh tons
- Linseed - 1.59 Lakh Tons

### MSP for 2019/20 Kharif Oilseeds:

---

The Cabinet Committee on Economic Affairs, chaired by the Prime Minister Shri Narendra Modi, has given its approval for Minimum Support Prices (MSPs) for Kharif Crops of 2019-20 season, the MSPs of all the Kharif oilseeds are raised for this season. The MSP of Yellow Soybean is increased by Rs.311 from Rs.3399/qt in 2018-19 to Rs.3710/qt in 2019-20, Groundnut is increased by Rs.200 from Rs.4890/qt in 2018-19 to Rs.5090/qt in 2019-20, Sunflower is increased by Rs.262 from Rs.5388/qt in 2018-19 to Rs.5650/qt in 2019-20, Sesamum is increased by Rs.236/qt from Rs.6249/qt in 2018-19 to Rs.6485/qt in 2019-20, Niger seed is increased by Rs.63 from Rs.5877/qt in 2018-19 to Rs.5940/qt in 2019-20.

## MSP for 2018/19 Rabi Oilseeds

Centre has increased the MSP of Mustard/Rapeseed by INR 200 from last year and kept it at INR 4200 per quintal. Last year the MSP of Mustard/rapeseed was INR 400 per quintal including bonus of INR 100. Safflower MSP has been increased to INR 4945 from INR 4100 per quintal of last year. Last year MSP includes a bonus of INR 100 per quintal.

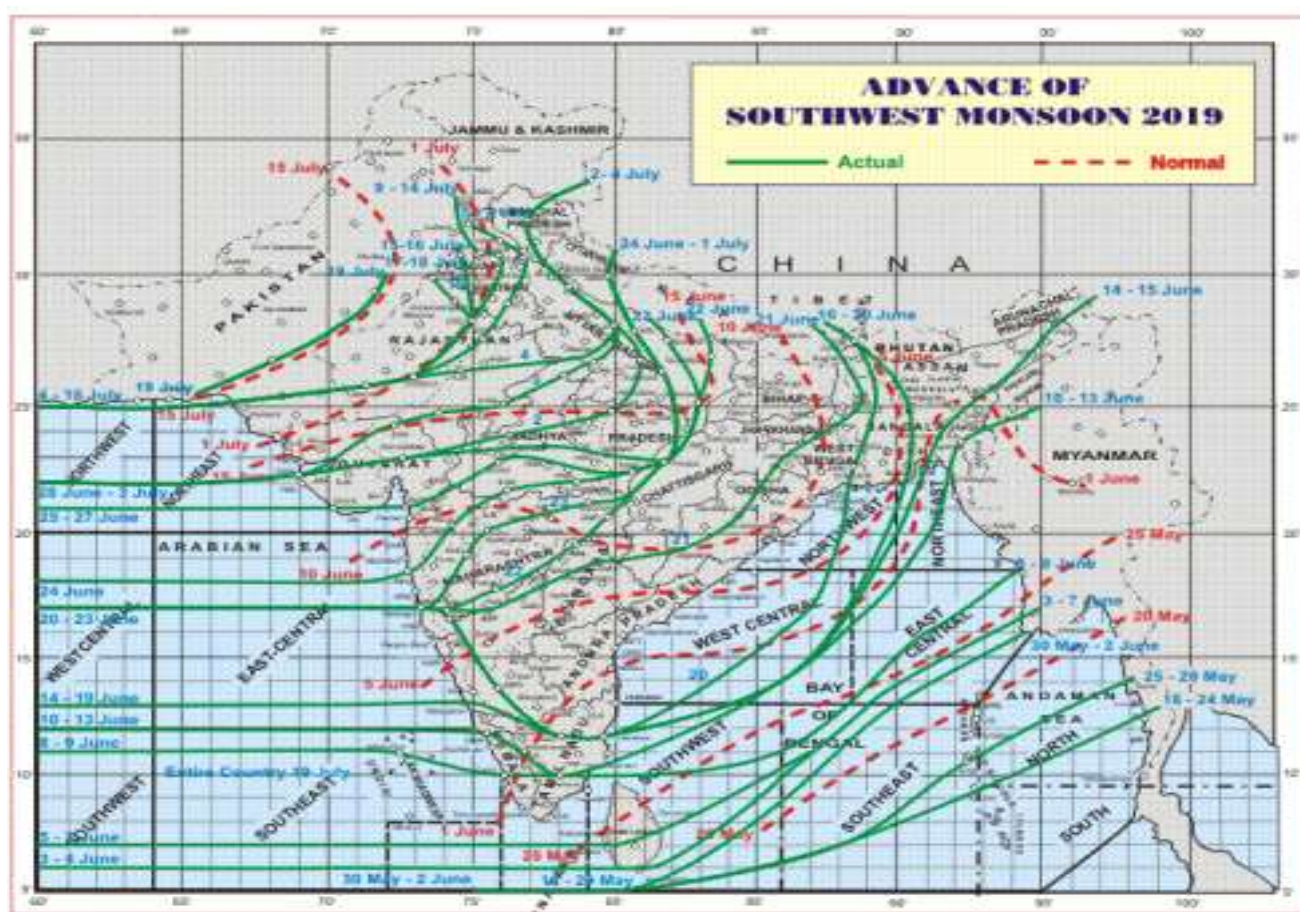
## SEA Soybean Production Estimates Kharif 2018-19 As On 04.04.2019

SEA Kharif Estimates of Soybean Production in Lakh Tons			
S.No.	Division/District	2017-18	2018-19
1	Madhya Pradesh	41.25	55
2	Maharashtra	28.6	31
3	Rajasthan	6.7	9
4	Andhra Pradesh & Telangana	1.2	1.3
5	Karnataka	2	2.5
6	Chattisgarh	1	1.3
7	Gujarat	-	-
8	Others	2.25	2.2
	<b>Grand Total</b>	<b>83</b>	<b>102.3</b>

## Monsoon 2019-IMD Forecast:

Under below conditions, fairly widespread to widespread rainfall with isolated heavy to very heavy falls likely over Coastal Andhra Pradesh, Telangana, Odisha, Chhattisgarh, Madhya Pradesh and East Rajasthan during next 3 days. Along with this, Coastal areas and ghat sections of Karnataka and Maharashtra are also likely to experience fairly widespread to widespread rainfall with isolated heavy falls during next 2 days.

The cyclonic circulation over northwest Bay of Bengal & adjoining areas of West central Bay of Bengal and south Odisha-north Andhra Pradesh coasts extending up to 7.6 km above mean sea level tilting southwestwards with height persists. Under its influence, a Low-Pressure Area is very likely to develop over northwest & adjoining west central Bay of Bengal during next 12 hours and become more marked subsequently



### Disclaimer

The information and opinions contained in the document have been compiled from sources believed to be reliable. The company does not warrant its accuracy, completeness and correctness. Use of data and information contained in this report is at your own risk. This document is not, and should not be construed as, an offer to sell or solicitation to buy any commodities. This document may not be reproduced, distributed or published, in whole or in part, by any recipient hereof for any purpose without prior permission from the Company. IASL and its affiliates and/or their officers, directors and employees may have positions in any commodities mentioned in this document (or in any related investment) and may from time to time add to or dispose of any such commodities (or investment). Please see the detailed disclaimer at <http://www.agriwatch.com/Disclaimer.asp>  
© 2017 Indian Agribusiness Systems Pvt Ltd.