

Oilmeals Weekly Research Report

Contents

- ❖ Executive Summary
- ❖ Outlook – Cash Market
- ❖ Sowing Status – Kharif Oilseeds 2019-20
- ❖ Weather Forecast and Current Status
- ❖ Soybean – Domestic & International
- ❖ Soy meal- – Domestic & International
- ❖ Technical Analysis - Soybean
- ❖ Rapeseed - Mustard
- ❖ Technical Analysis – RM Seed
- ❖ Annexure – Prices etc.

Executive Summary

Firm trends are extended in Soybean complex during this week due to firm demand of stockiest and planters. Arrivals are also registered higher side as growers are ready to release their crop at the current prevailing higher prices. Soybean crops harvesting is almost finished in India. Continuous heavy rainfall received during monsoon season has severely damaged the crop in Rajasthan and Madhya Pradesh. Further, specifically in Maharashtra, rains received during second fortnight of Oct'19 has delayed the harvesting and damaged the quality of the crop which was harvested and laid in the field for drying. Mustard seed prices declined amid heavy pace of arrivals as farmers want to book profit at the current level. NAFED procurement process of Soybean and lower crop estimates of this season may support Soybean prices to rise. NCDEX future prices of Soybean declined on profit booking phase of the market while RM Seed settled higher side the end of the week due to buyers' interests. CBOT prices increased this weekend after strong exports sales record of U.S. and positive clue to remove extra traffic between U.S. and China's trade.

As per SOPA recent released data, Soybean arrivals is registered at 12 lakh tonnes in October month lower from 21 lakh tonnes in last year in same month and also lower of 4 years record due to less supplies. India has shipped total 0.20 lakh tonnes in Oct month less than 0.24 lakh tonnes in last year. Planters, Traders and Farmers held 75.64 lakh tonnes of Soybean stocks so far of this season. India has Crushed total 6.50 lakh tonnes in Oct 2019 lower from 9.50 lakh tonnes in previous year during the same month. India may produce total 89.84 lakh tonnes in 2019/20 season. SOPA expects carry over stock from last year at 1.70 lakh tonnes and 1.54 lakh tonnes for carry forward in next year. Imports of India is likely to stand at 3 lakh tonnes. Retained for sowing will be at 12 lakh tonnes while direct consumption is estimated at 2 lakh tonnes. Exports for 2019/20 may record at 1.50 lakh tonnes and crushing is estimated at 77.50 lakh tonnes. Soymeal production of the country is likely to stand at 62.78 lakh tonnes. Carry over stock of Soymeal is estimated at 1.59 lakh tonnes and 1.37 lakh tons of carry forward stocks. While export sea and land may stand at 10 lakh tonnes. Domestic consumption of Soymeal (Food) is estimated at 5.50 lakh tonnes and 47.50 lakh tonnes for Feed. In October month, India has exported total 0.50 lakh tonnes of Soymeal lower against 1.31 in Oct 2018 on lower overseas demand.

As per sources, total 10,713.40 hectares of soybean area has been damaged in Nagpur region on account of heavy rainfall in October month. At many places, farmers had harvested soybean crop and had spread the same in the open for drying up. However, untimely rains soaked the harvested crop and the soybean has started rotting. The soybean still in the field has developed sprouts. Excess rainfall has damaged total 54.22 lakh hectares in Maharashtra. Soybean crops have damaged widely in Madhya Pradesh and Maharashtra. In Madhya Pradesh, it has been reported that kharif crops have been damaged on about 60 lakh hectares. Similarly, in Maharashtra, standing crops have been damaged on over 13 lakh hectares. In Karnataka, crops have been affected on over 9 lakh hectares.

Soybean complex may trade in steady to higher side in coming days. While, RM Seed prices may increase amid good demand against less supplies.

Outlook – Cash Market

Outlook-Soybean (Spot, Indore): Soybean Indore plant prices are continued on higher side on lower crop estimates of this season. Prices may increase in expectation of less supplies in coming week. Prices are likely to trade in the range of 3900 to 4000 in next week. The market sentiments are now depending on the surplus bean stocks to be carried over to the next marketing year, millers demand & weather condition and Kharif crop size estimates, Nafed's procurement.

Outlook –Soy meal (Spot, Indore): Soymeal prices closed higher side on improved demand. Prices may trade steady to weak tone in the coming days in expectation of dull demand of exporters. Prices are also being driven by domestic soybean prices and global market's outlook and may trade between Rs.31500 to 32000/MT in Indore market. Exporters are less active in the market.

Outlook-Rapeseed-Mustard (Spot, Jaipur basis) Mustard seed prices at Jaipur market declined on improved supplies. Prices may trade in steady to firm tone in coming week on good local demand against less supplies. Nafed's disposal activities may weigh on prices. Prices are likely to trade in the range of 4350 to 4480 in next week. NCDEX future prices of RM Seed may increase on good buying activities of speculators.

Weekly Weather Report

Tuesday 12 November 2019



Wednesday 13 November 2019



Thursday 14 November 2019



Friday 15 November 2019



The **Deep Depression** over coastal Bangladesh & neighborhood moved east-northeastwards and weakened into a Depression over southeast Bangladesh & adjoining south Tripura near Lat. 23.1°N and Long. 91.9°E, about 210 km north northeast of Khepupara (Bangladesh) and 110 km southeast of Agartala (Tripura). It is very likely to continue to move east north eastwards and weaken into a **Low-Pressure Area** during next 06 hours.

Weather is likely to be dry over the remaining parts of the country.

Kharif Oilseed Sowing Status

Kharif Oilseeds Sowing as on 04.10.2019 (In lakh Hectare)						
	Normal Area	Normal area as on date	2019	2018	Change (Y-o-Y)	% change of normal area
Groundnut	42.43	40.75	39.40	40.49	-1.09	-1.3
Soybean	111.49	112.42	114.24	113.10	1.1	1.8
Sunflower	1.91	1.54	1.12	1.17	0.0	-0.4
Sesamum	17.25	15.77	13.79	14.47	-2.0	-0.7
Niger	2.51	2.13	2.31	2.04	0.3	0.2
Castor	9.69	9.47	9.55	8.89	0.7	0.1
Total Oilseed	185.28	182.09	180.41	180.16	0.3	-1.7

Soybean

Domestic Market

Soybean prices rose at most of trading centers during this week on good demand of retailers, stockiest and traders. Arrivals are likely to increase further in market as farmers may bring new crops in full pace due to higher prevailing prices. Soybean prices may trade in steady to firm tone in expectation of good demand. Nafed's procurement activity and lower crop estimates of this season may support prices to rise.

NAFED has started to procure soybean Kharif 2019 season in Telangana state of India. As on 7th Nov. 2019, it has procured total 212 MT of Soybean from various trading centers of Telangana farmers. Total 3364.95 MT has been procured so far from 1993 farmers. The State government has requested the Centre to increase the quantity of procurement of the Soybean crop produced in Telangana than the approved quota since the market price has been ruling below the minimum support price of ₹3,710 per quintal. Centre has agreed to procure 58,608 tonnes about 30.2% of the estimated production, of Soybean.

Crop harvesting is almost completed. Continuous heavy rainfall received during monsoon season has severely damaged the crop in Rajasthan and Madhya Pradesh. Incidence of sucking pest and yellow mosaic virus has been observed in the field. Overall crop condition is below normal and yield is expected to be below normal. As per traders, total 20 to 25% soybeans are damaged in MP state majorly in the districts of Ratlam, Mandsaur and Neemuch. Madhya Pradesh received 38% more rainfall than the average since the start of four-month long monsoon season on June 1. Traders expect Soybean production in India at 85 lakh tonnes for 2019/20 due to heavy crop loss in MP& Rajasthan.

As per recent updates of SOPA, India may harvest 17.7 per cent lower Soybean crop at 89.9 lakh tonnes in 2019 against 109.3 lakh tonnes in 2018. The major Soybean producing states like Gujarat, Karnataka, Madhya Pradesh may harvest lower Soya crop by 30 per cent to 0.86 lakh tonnes, 7.1 per cent to 2.69 lakh tonnes, 31.1 per cent to 40.10 lakh tonnes respectively against last year record.

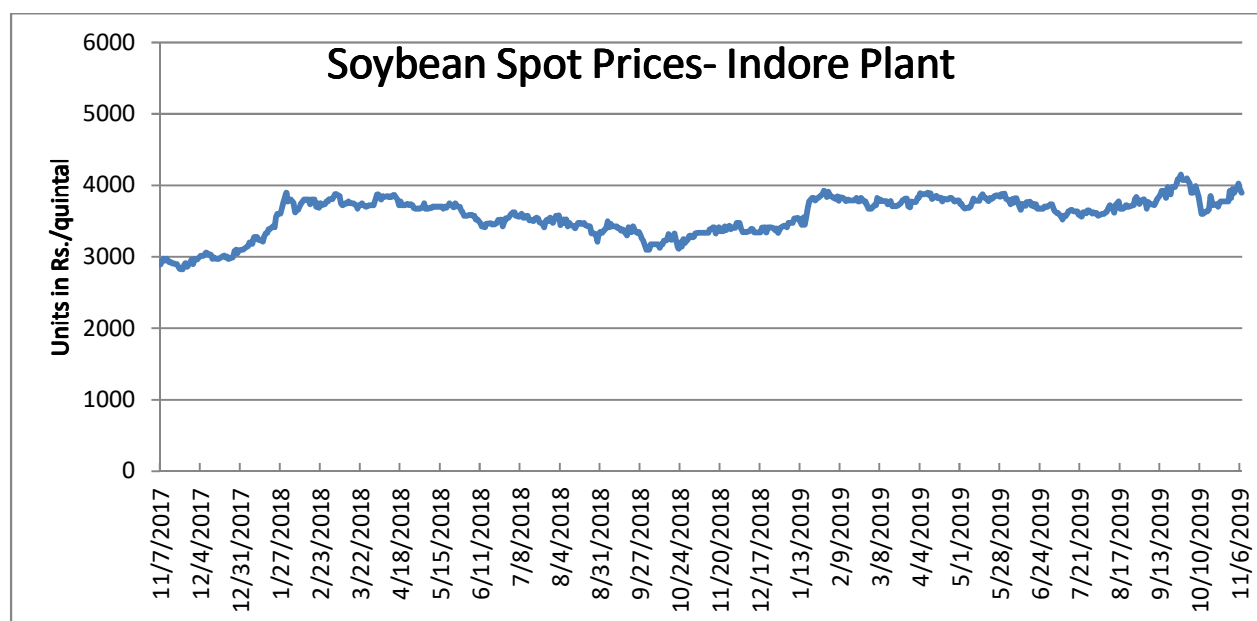
As per ministry report, All India sowing of soybean stood at 114.24 lakh hectares compared to 113.10 lakh hectares as on 04.10.2019. Sowing of soybean is higher in Madhya Pradesh at 55.16 lakh tonnes against 53.18 lakh tonnes in last year and Rajasthan at 10.61 lakh tonnes compared to 10.46 lakh tonnes in previous year.

As per the First Advance crop estimates 2019-20 of Ministry of Agriculture, Soybean production is estimated at 135.05 lakh tonnes as compared to 137.86 lakh tonnes in 2018-19.

The Ministry of Agriculture has fixed higher Minimum Support Price of Soybean (Yellow) at Rs 3710 per quintal for 2019-20 an increase of Rs 311 from Rs. 3399 per quintal in 2018-19.

As per the sources, recovery of monsoon this season in August has pulled down the prices of agricultural commodities during few days on expectations of a recovery in kharif output and favorable climatic condition for the Rabi harvest for 2020. Although crop damages have been reported in few areas due to excess rain. However, for Rabi crops, including mustard seed, good rain in September (as forecast by weather agencies), would provide better soil moisture for sowing. Besides, there are huge procured stocks of mustard seed with government, and the prices Mustard will remain under pressure.

The domestic soybean prices are likely to trade in steady to firm tone in coming days.



International Market

CBOT Soybean future prices closed on higher side supported by strong exports sale and fresh optimism about US-China trade talks. U.S. and China are agreed now to cancel the tariffs imposed during their months-long trade war as part of an interim deal. However, timeline and place are remaining pending. The US Department of Agriculture (USDA) reported net US soybean export sales of 1.8 million tonnes last week, above trade expectations for 600,000 to 1.2 million tonnes. The sales included 956,300 tonnes bound for China.

As per USDA, Farmers in U.S have harvested 75% soybean crops so far of this season lower from 81% in the corresponding period of time in last year. It is also lower from 87% in five-year average harvesting pace.

As per sources, European Union bought total 4.4 million tonnes of Soybean till Nov 3,2019 (season started on July 1) which is 2% lower than the volume as shipped on October 28 last year. EU soymeal imports had reached higher by 17% to 6.5 million tonnes, the year-earlier period, while palm oil imports stood at 1.8 million tonnes, down 13%.

As per government report, Brazil shipped total 4,868,800 tonnes in October 2019 lower from 4,447,700 tonnes in September 2019. It exports total 34,300 T of Soyoil in October lower from 81,900 T in September and 79,200 T in previous year.

As per USDA, U.S. shipped total 2.5 million tons to China and 5.3 million to the rest of the world at the end of October 31,2019 lower against previous year record in the corresponding period of time. Outstanding sales were 4.7 million tons to China and 3.8 million to the rest of the world. Last year at this time, accumulated exports to China were 339,000 tons and 5.9 million tons to the rest of the world, and outstanding sales to China were less than 600,000 tons and 6.6 million tons to the rest of the world. U.S. soybean export commitments (outstanding sales plus accumulated exports) to China totaled 7.1 million tons compared to less than 1.0 million tons a year ago. Total commitments to the world were 21.1 million tons, compared to 21.6 million for the same period last year.

As per USDA, the U.S. season-average soybean price for 2019/20 is forecast unchanged at \$9.00 per bushel. The soybean meal price is forecast at \$325.00 per short ton, up \$20.00. The soybean oil price forecast is raised 0.5 cents to 30.0 cents per pound. U.S. Gulf FOB soybean export bids in October averaged \$358/ton, up \$22 from September. Brazil Paranagua averaged \$372/ton, up \$10 from September. Argentina Up River FOB averaged \$354/ton, up \$6. U.S. soybean meal export bids in October averaged \$339/ton, up \$9 from September.

As per USDA recent released report, U.S. Soybean production for 2019/20 is forecasted slightly lower to 96.61 million tons in November compared to last month record i.e.96.62 million tons. Exports of U.S is unchanged at 48.30 million tonnes in this month. While, U.S crushing reports stood 57.25 million tonnes lower against 57.69 million tonnes in Oct month. Ending stocks of the country is expected 12.92 million tonnes higher from 12.52 in last month.

As per USDA forecast, soybean production of Brazil in 2019-20 is projected at 123 million tonnes higher against the previous year 117 million tonnes due to supportive weather condition and unchanged from previous month record. Exports of soybean in 2019-20 is expected to 76 million tonnes higher from 75.85 million tonnes in 2018-19 however lower from 76.50 million tonnes in October month.

As per the latest update from USDA, China soybean production is estimated at 17.1 MMT on higher-than-expected area. Most industry sources forecast the crop at 17 MMT or above. Encouraged by subsidies favoring soybean production, farmers have increased planted area; the subsidy has been particularly effective in Northeast provinces. Weather has been favorable as slightly higher yields are expected. Total imports of China are estimated at 8.5 million tonnes for 2019/20 season higher from 8.2 million tonnes in Oct. month. While crushing is forecasted at 8.4 million tonnes lower from 8.5 million tonnes in 2018/19.

As per WASDE report, world oilseed production for 2019/20 is projected at 571.30 million tons in Nov month, down 3.55 million tons from October due to mostly to lower soybean and cottonseed production. Soybean production is projected at 336.6 million tons, down by 2.4 million tons to a 4-year low, mainly reflecting lower production for the United States. Oilseeds crushing estimates is also down by 3.6 million to 494.7 million tons. Ending stocks are increased marginally from the October forecast mainly due to higher soybean stocks in Brazil and the United States partially offset by a 1.1-million-ton reduction in Argentina. Protein meal production is down 2.6 million tons from last month to 337.8 million tons primarily on lower soybean meal production in India. Vegetable oil production declines 1.0 million tons from October mostly due to lower production of soybean, rapeseed, and palm oil. Oil stocks are lowered 570,000 to 19.1 million tons, the lowest in 5 years.

During the week (Oct 25-31) US sold 92% percent higher Soybean to 1,807,400 MT for 2019/20 compared to the previous week and 41 percent from the prior 4-week average. Increases primarily for China (956,300 MT, including 198,000 MT switched from unknown destinations and decreases of 1,600 MT), the Netherlands (284,100 MT, including 155,000 MT switched from unknown destinations and decreases of 6,800 MT), Mexico (106,600 MT, including decreases of 2,500 MT), Vietnam (85,000 MT, including 70,000 MT switched from unknown destinations and decreases of 300 MT), and Japan (80,600 MT, including decreases of 400 MT), were partially offset by reductions primarily for unknown destinations (157,200 MT). Exports of 1,559,400 MT were down 10 percent from the previous week, but up 22 percent from the prior 4-week average. The destinations were primarily to China (821,300 MT), the Netherlands (148,200 MT), Vietnam (87,100 MT), Saudi Arabia (71,200 MT), and Mexico (68,300 MT).

As per IGC (International Grain Council), Global soybean output may decline by 18 million tonne to 341 million tonnes due to slight shortfall in U.S Soybean output for this season and lower planting area so far in Brazil.

As per Conab, Brazil may harvest higher Soybean crop by 4.7% to 120.39 Million tonnes in 2019/20 against 115.03 million tonnes in last year. Soybean area in Brazil is likely to stand higher by 1.9% to 36.571 Million Ha. in 2019/20 against 35.874 Million Ha. in 2018/19 season. Brazil may export total 72 Million tonnes in 2019/20 higher from 70 Million tonnes in 2018/2019 however the projected figure is lower from 83.257 million tonnes in 2017/2018. The state of Mato Grosso will increase its soybean acreage by 2.6% to 9.95 million hectares (27.2% of the total) followed by Rio Grande do Sul which will increase 1.0% to 5.83 million hectares (15.9% of the total), Parana will increase 0.9% to 5.48 million hectares (14.9% of the total), Goias will increase 2.0% to 3.54 million hectares (9.6% of the total), and Mato Grosso do Sul will increase 3.4% to 2.95 million hectares (8.0% of the total).

As per sources, Ukraine may export lower soybean by 19.8% to 2 million tonnes in 2019/20 against previous year record. While, it may export higher sunoil by 0.8% to 6.1 million tonnes in 2019/20 from last year record. The country may export 16.7% higher Rapeseed to 2.86 million tonnes in 2019/20 against 2018/19 season.

Soy meal

Soymeal prices closed up supported by rise in Soy oil prices in domestic market. Prices is highly affected by Soybean and Soyoil domestic markets.

As per recent report of USDA, India may produce lower Soymeal to 6.4 million tonnes in 2019/20 compared to 7.6 million tonnes in 2018/19 season. The estimate is lower from 7.7 million tonnes in Oct month estimates due to less lower supplies of Soybean in this season. Domestic consumption is forecast at 5.35 million tonnes for this season higher from 5.2 million tonnes in previous year record however it is lower from previous month record i.e. 5.8 million tonnes due to less demand.

During the week (Oct 25-31, 2019) US sold total 262,400 MT for the 2019/2020, primarily for the Philippines (143,200 MT), Colombia (53,300 MT), Mexico (16,000 MT), Japan (10,300 MT), and Burma (9,700 MT), were partially offset by reductions primarily for unknown destinations (3,000 MT), Nepal (1,600 MT), and Trinidad (500 MT). Exports of 149,600 MT were primarily to the Philippines (52,300 MT), Mexico (39,900 MT), Canada (15,700 MT), Burma (8,300 MT), and Nicaragua (7,800 MT).

As per recent SEA report, India shipped Oilmeals lower by 39% to 105,085 tons in October 2019 against 233,867 tons in September 2018. The overall export of oilmeals during April-Oct. 2019 is reported at 1,392,564 tons compared to 1,732,916 tons in April-Oct.2018 i.e. down by 24%. This is mainly due to disparity in export of oilmeals, specifically soybean meal due to higher MSP of beans which makes the domestic soybean meal expensive in international market compared to other origin. The export of castor seed meal has increased to 301,666(210,371) tons, mainly exported to South Korea.

During April-October 2019, Vietnam imported 192,440 tons of oilmeals (compared to 338,292 tons); consisting of 3668 tons of soybean meal, 124,590 tons of rapeseed meal and 64,182 tons of De-oiled Rice Bran Extraction. South Korea imported 557,510 tons of oilmeals (compared to 472,935 tons); consisting 27,326 tons of soybean meal, 253,523 tons of rapeseed meal and 276,661 tons of castor seed meal. Thailand imported 130,715 tons of oilmeals (compared to 198,798 tons) consisting 111,367 tons of rapeseed meal, 17,581 tons of Rice Bran Extractions and 1,767 tons of soybean meal.

The export from Kandla is reported at 518,525 tons lower (37%), followed by Mundra handled 450,064 tons (31%), and Mumbai including JNPT handled 98,394 tons (7%) and Kolkata handled 89,833 tons (7%) and Others Ports handled 235,748 tons (17%).

Indian Soymeal premium quoted higher side by \$129 per ton over Argentinean meal with Indian meal bullishness producing the premium rather than Argentinean meal bearishness. Such premiums may limit bookings of Indian Soymeal for forward as well as spot market.

Technical Analysis:

NCDEX Soybean FUTURE



Soybean Spot, Indore



Note: Daily Chart

Support & Resistance NCDEX Soybean – Nov. Contract

S2	S1	PCP	R1	R2
3800	3870	4017	4128	4200

- Soybean Nov. contract depicts weak trend and likely to find support at 3900 and resistance at 3850.
- On the upside, 4128 shall act as immediate resistance followed by INR 4200.
- On the downside, INR 3900 shall act as immediate support followed by 3850.
- Trade Recommendation (NCDEX-Soybean) -**Sell**

Weekly trade call: **Sell** Above-4020 Target – T1-3920; T2- 3850, SL – 4100

Soy DOC Rates at Different Centers			
Centres	Ex-factory rates (Rs/ton)		
	7-Nov-19	31-Oct-19	Parity To
Indore - 45%, Jute Bag	32500	31500	Gujarat, MP
Kota - 45%, PP Bag	34000	33000	Rajasthan, Del, Punjab, Haryana
Dhulia/Jalna - 45%, PP Bag	34700	33700	Mumbai, Maharashtra
Nagpur - 45%, PP Bag	33300	33500	Chattisgarh, Orissa, Bihar, Bangladesh, AP, Kar, TN
Nanded	34000	33500	Andhra, AP, Kar, TN
Latur	34200	33700	-
Sangli	34000	33500	Local and South
Solapur	33500	32700	Local and South
Akola – 45%, PP Bag	32500	32000	Andhra, Chattisgarh, Orrisa, Jharkhand, WB
Hingoli	34500	34000	Andhra, Chattisgarh, Orrisa, Jharkhand, WB
Bundi	33800	32800	-

Soy DOC at Ports			
Centers	Port Price		
	6-Nov-19	30-Oct-19	
Kandla (FOR) (INR/MT)	33500	32500	1000
Kandla (FAS) (USD/MT)	Unq	430	Unq
CNF Indonesia – Yellow SBM (USD/MT)	480	460	20

Rapeseed Meal	6-Nov-19	30-Oct-19	
FAS Kandla (USD/MT)	252	248	4
FOR Kandla (Rs/MT)	18000	17800	200
FOR Mundra (Rs/MT)	18400	18200	200
CNF Indonesia (USD/MT)	270	266	4

International Soy DOC			
Argentina FOB USD/MT	6-Nov-19	30-Oct-19	
Soybean Pellets	315	311	4
Soybean Cake Flour	315	311	4
Soya Meal	314	309	5
Soy Expellers	314	309	5

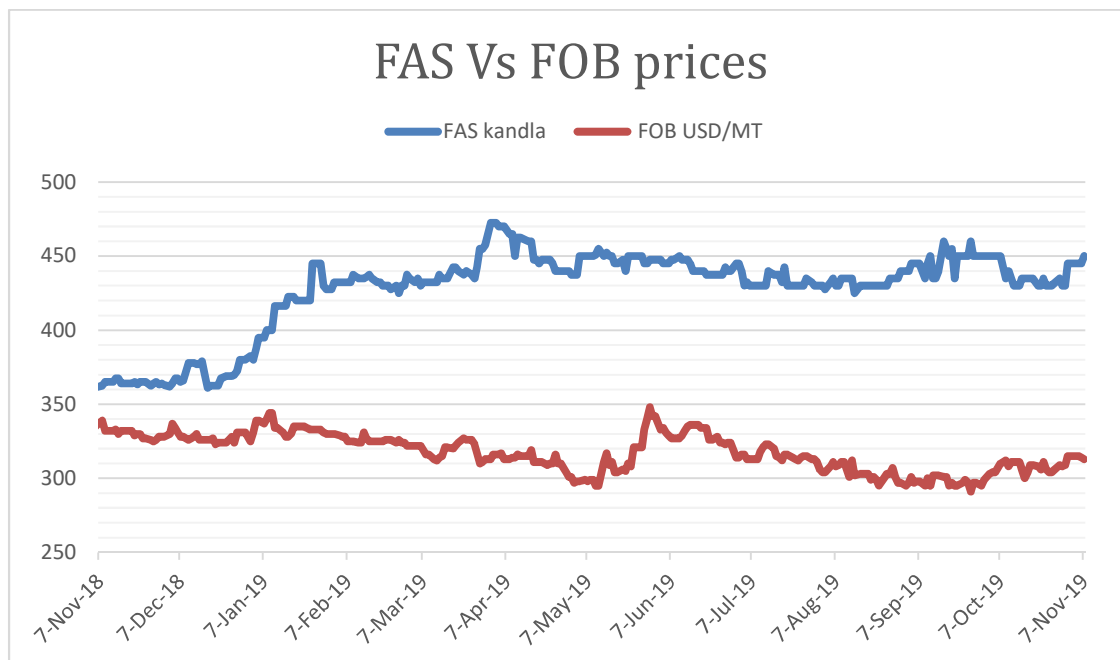
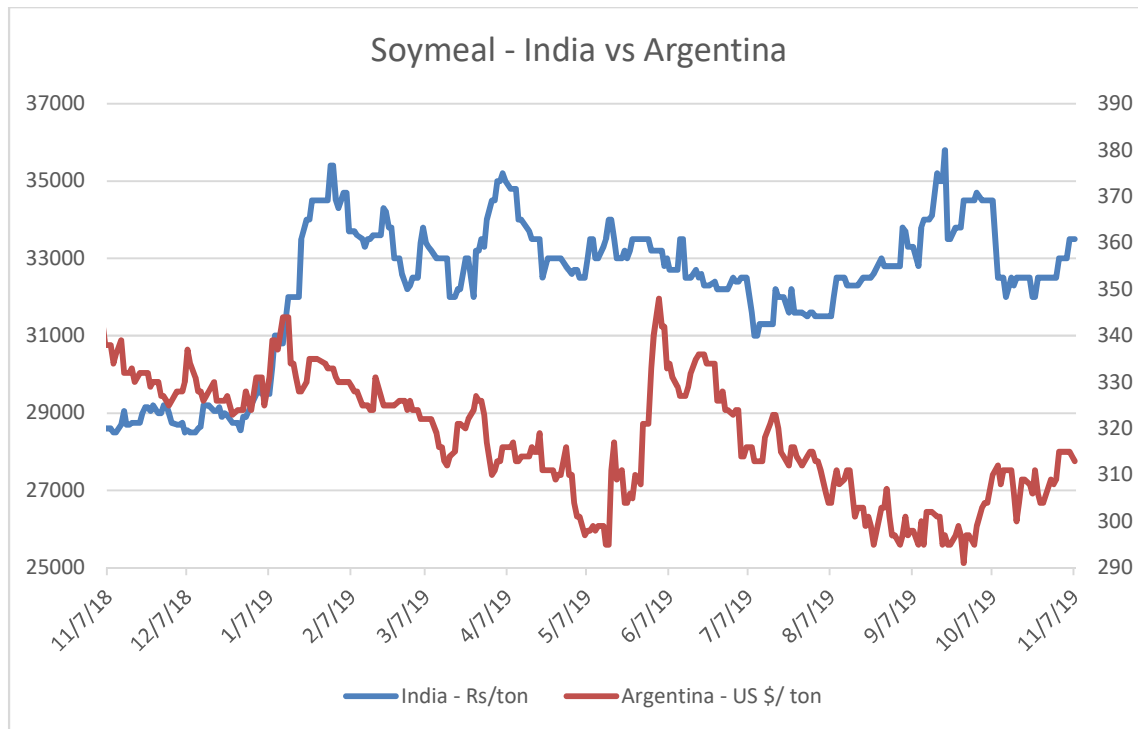
Sunflower (DOC) Rates	Ex-factory rates (Rs/ton)		
Centers	7-Nov-19	31-Oct-19	

Adoni	24000	24500	-500
Khamgaon	Unq	Unq	Unq
Parli	Unq	Unq	Unq
Latur	Unq	Unq	Unq

Groundnut Meal (Rs/MT)	7-Nov-19	31-Oct-19	
Basis 45%, Saurashtra	28000	Closed	Unq
Basis 40%, Saurashtra	26000	Closed	Unq
GN Cake, Gondal	28500	Closed	Unq

Mustard DOC	7-Nov-19	31-Oct-19	
Jaipur (Plant delivery)	17700	17800	-100
Kandla (FOR Rs/MT)	18000	18000	Unch

Mumbai Oil Meal Quotes:			
Rs/M.T.	7-Nov-19	31-Oct-19	
G.N. Extr (45%)	27000	27500	Unch
Kardi Extr	Unq	Unq	Unq
Undec Cottonseed Exp	32000	33000	-4000
Rice Bran Extr.	Unq	Unq	Unq
Sunflower Extr.	20500	21000	500
Rapeseed Extr.	Unq	Unq	Unq
Soymeal 48%	33913	32870	939
Castor Extr.	5950	Unq	Unch



Rapeseed - Mustard Seed

RM seed prices declined this week amid heavy pace of arrivals. Traders and farmers are releasing their stock at the current prevailing prices. At the end of week, mustard closed lower at 4388 per quintal as compared to 4428 per quintal in last week at the benchmark, Jaipur.

According to United States Department of Agriculture (USDA) October estimates, India's 2019-20 Rapeseed oil import estimates are revised lower at 1.20 lakh tonnes from 1.25 lakh tonnes in previous year. Domestic consumption lowered to 27 lakh tonnes from 27.30 lakh tonnes in previous year record. Ending stocks have been lowered to 1.44 lakh tonnes from 1.43 lakh tonnes in last year record. India may produce total 77 lakh tones of Rapeseed in 2019/20 lower from 80 lakh tonnes in 2018/19.

Mustard seed sowing for Rabi season is likely to begin soon in full pace. High water level in most reservoirs will support to increase yield. However, acreage may decline less as sowing is delaying due to recent rainfall in September and October and late harvesting of Kharif crops. Farmers are waiting water to dry up the sowing low lying land. The government expects Mustard seed production at 8.24 MT for 2019-20 lower than last year record. Government has announced Rs. 225 higher MSP of Mustard seed for Rabi 2020-21 season to Rs.4425 against Rs. 4200 in 2019-20.

As on 16th Oct 2019, Nafed sold total of 7920 MT of R-19 Mustard seed holdings in Rajasthan, Madhya Pradesh & Haryana markets. It disposed total 87419 MT of Mustard R-19 so far and holds remaining balance at 1001488.76 MT. It is likely to dispose total 7.47 lakh tonnes in next three month following 2.51 in November 2019, 2.50 Lakh tonnes in Dec 19, 2.45 lakh tonnes in Jan 20 from various trading centers of Lucknow, Indore, Jaipur, Chandigarh & Ahmedabad. It may sell total 1938.67 MT in Lucknow, 1.20 lakh tonnes in Indore, 4.35 lakh tonnes in Jaipur, 1.45 lakh tonnes in Chandigarh, 45541.18 MT in Ahmedabad during Nov. Month to Jan 2020.

As per the Mustard Oil Producers Association of India data, India crushed 13% lower mustard seed to 500,000 tonnes in September 2019 compared to last month record on account of lack luster demand of mustard meal exporters and less arrivals in physical markets. While, it is unchanged from last year record during the same month. In September 2019, total supply of mustard seed was 150,000 tonnes in Rajasthan, 85,000 tonnes in Uttar Pradesh 85,000 and 45,000 tonnes in Madhya Pradesh. Total available stocks with processors, stockiest and state-run agencies stood at 1.6 million tons in September 2019. It pegged total mustard crop output at 8.1 million tonnes in 2018-19 season which is higher from 7.1 million tonnes in last season. The estimated figure is lower than the farm ministry fourth advance estimate i.e. 9.3 million tonnes.

As per Fourth advanced estimates of government, it estimates Mustard seed output at 93.9 lakh tonnes for 2018/19 higher by 9.09 lakh tonnes from 84.3 lakh tonnes in 2017/18. It estimates groundnut crop size at 66.95 lakh tonnes for 2018/19 against 92.53 lakh tonnes.

Technical Analysis:
RM Seed Futures Contract

RM Seed Spot, Jaipur

Support & Resistance NCDEX RM Seed – Nov. contract

S1	S2	PCP	R1	R2
4100	4150	4241	4380	4420

- Mustard Nov. contract depicts firmness and further can get support at INR 4150
- Prices have tested the lower level of 4232 in this week.
- Trade Recommendation (NCDEX Rapeseed-Mustard) - **Buy**

Weekly trade call: **Buy** below – 4210 Target – T1-4270 T2- 4320, SL –4180

Annexure

India's Total Oilseeds Production Seen at 223.89 Lakh Tons in 1st Adv. Est. - GOI (Kharif)

The first Advance Estimates of production of major crops for 2019-20 have been released on 23rd Sep, 2019 by the Department of Agriculture, Cooperation and Farmers Welfare. The assessment of production of different crops is based on the feedback received from States and validated with information available from other sources. Few the major crops producing states have received good rainfall. As a result, the production of oilseeds kharif crops estimates for 2019-20 has witnessed higher than their normal production. Oilseeds production of India is placed higher by 11.11 lakh tonnes to 223.89 lakh tonnes against the production of 212.78 lakh tonnes in 4th advanced estimates for 2018-19. The estimated figure is also higher by 11.5 lakh tonnes than five years average oilseeds production.

The estimated production of major Oilseeds during 2019-20 is as under:

Oilseeds – 223.89 Lakh tonnes

- Soybean – 135.05 Lakh Tons
- Groundnut – 63.11 Lakh Tons
- Castorseed – 17.37 Lakh Tons
- Sesame/Sesamum/Gingelly/Til – 6.86 Lakh Tons
- Nigerseed – 0.83 Lakh Tons
- Sunflower – 0.67 Lakh tons

MSP for 2019/20 Kharif Oilseeds:

The Cabinet Committee on Economic Affairs, chaired by the Prime Minister Shri Narendra Modi, has given its approval for Minimum Support Prices (MSPs) for Kharif Crops of 2019-20 season, the MSPs of all the Kharif oilseeds are raised for this season. The MSP of Yellow Soybean is increased by Rs.311 from Rs.3399/qt in 2018-19 to Rs.3710/qt in 2019-20, Groundnut is increased by Rs.200 from Rs.4890/qt in 2018-19 to Rs.5090/qt in 2019-20, Sunflower is increased by Rs.262 from Rs.5388/qt in 2018-19 to Rs.5650/qt in 2019-20, Sesamum is increased by Rs.236/qt from Rs.6249/qt in 2018-19 to Rs.6485/qt in 2019-20, Niger seed is increased by Rs.63 from Rs.5877/qt in 2018-19 to Rs.5940/qt in 2019-20.

MSP for 2020/21 Rabi Oilseeds

Centre has increased the MSP of Mustard/Rapeseed by INR 225 from last year and kept it at INR 4425 per quintal. Last year the MSP of Mustard/rapeseed was INR 4200 per quintal including bonus of INR 200. Safflower MSP has been increased by INR 270 to INR 5215 from INR 4945 per quintal of last year. Last year MSP includes a bonus of INR 100 per quintal.

SOPA Soybean Production Estimates Kharif 2019-20 As On 10.10.2019

SOPA Soybean Estimates Kharif						
	2018-19			2019-20		
State	Area	Yield	Production	Area	Yield	Production
Gujarat	1.32	925	1.241	1.003	858	0.861
Maharashtra	36.39	944	34.34	37.363	971	36.295
Karnataka	3.19	911	2.90	3.302	816	2.694
Madhya Pradesh	54.1	1075	58.18	51.952	772	40.107
Chhattisgarh	1.281	865	1.108	0.742	726	0.539
Telangana	1.791	877	1.571	1.783	846	1.508
Rajasthan	9.212	971	8.945	9.627	681	6.56
Others	1.09	955	1.041	1.841	748	1.377
Total	108.4	940.4	109.3	107.6	802.3	89.9

Disclaimer

The information and opinions contained in the document have been compiled from sources believed to be reliable. The company does not warrant its accuracy, completeness and correctness. Use of data and information contained in this report is at your own risk. This document is not, and should not be construed as, an offer to sell or solicitation to buy any commodities. This document may not be reproduced, distributed or published, in whole or in part, by any recipient hereof for any purpose without prior permission from the Company. IASL and its affiliates and/or their officers, directors and employees may have positions in any commodities mentioned in this document (or in any related investment) and may from time to time add to or dispose of any such commodities (or investment). Please see the detailed disclaimer at <http://www.agriwatch.com/Disclaimer.asp>
 © 2017 Indian Agribusiness Systems Pvt Ltd.