

Oilmeals Weekly Research Report

Contents

- ❖ Executive Summary
- ❖ Outlook – Cash Market
- ❖ Sowing Status – Kharif Oilseeds 2019-20
- ❖ Weather Forecast and Current Status
- ❖ Soybean – Domestic & International
- ❖ Soy meal- – Domestic & International
- ❖ Technical Analysis - Soybean
- ❖ Rapeseed - Mustard
- ❖ Technical Analysis – RM Seed
- ❖ Annexure – Prices etc.

Executive Summary

There is no major trading activities due to do lock down in India to prevent from spreading COVID-19. Total 1071 cases of coronavirus have been observed in India where 29 people have died so far. Crushing is very less in the markets. Carry out stock of Soybean may stay at 1.5 million tonnes. Time period for lock down has been decided until 14th April 2020. Recent rainfall in this week may slow down and delay Mustard harvesting of this season. NCDEX Soybean & RM seed April contract rose amid buyer's interests. CBOT prices also increased due to supply concern of Soybean.

Agriwatch expects 7.21 million tonnes of Mustard crop for 2021-20 which 8.76% lower from 7.90 million tonnes as estimated for 2019-20. Yield size may decline 8.5% to 1036.88 Kg/Hac. against 1133 Kg/Hac in 2019-20 due to non-seasonal rainfall in Jan 2020 and March 2020. India received 46% excess rainfall during 1st March 2020 to 25th March 2020 compared to Normal rainfall which may damage seed quality and also delay harvesting of this season. Heavy Rainfall and hailstorm in early Jan month 2020 have affected standing mustard crops in Rajasthan, Western Uttar Pradesh and Southern Haryana states of India as a result the stem rot and white rust disease are seen at growth stage. Area of India is reported 0.29% lower to 6.95 million Hectares compared to 6.97 million hectares in 2019-20 as mustard area have shifted to Wheat, garlic and Barley crop in some growing belt of India.

Recent rainfall may cause 15 to 20% total crop loss in UP. Harvesting may delay for 30 days. In Bundelkhand, trader expect 15% crop loss on account of heavy rainfall and hailstorm. Heavy rainfall may cause the stem rot disease and leave the plant wilted which may reduce 10 to 15% yield size compared to last season.

COOIT has estimated 77 lakh tons of rapeseed crop in MY 2020-21 compared to crop of 75 lakh tons last year. In the second advanced estimate rapeseed crop has been estimated at 91.13 lakh tons compared to 92.56 lakh tons last year.

Sopa has revised Soybean Kharif production for 2019 from 89.94 lakh tonnes to 93.06 lakh tonnes after its recent field survey in Maharashtra, Madhya Pradesh and Rajasthan states. The revision is only for Maharashtra from 36.295 lakh tonne to 39.416 lakh tonne as sowing area stood higher side at 37.36 lakh ha. in 2019 against 36.39 lakh ha. in 2018. India may harvest 14.85 per cent lower Soybean crop at 93.06 lakh tonnes in 2019 against 109.3 lakh tonnes in 2018. The major Soybean producing states like Gujarat, Karnataka, Madhya Pradesh may harvest lower Soya crop by 30 per cent to 0.86 lakh tonnes, 7.1 per cent to 2.69 lakh tonnes, 31.1 per cent to 40.10 lakh tonnes respectively against last year record. Sopa has increased soymeal consumption at 50 lakh tones higher from 47.5 lakh tonnes from its earlier estimates.

There will be no major trading activities due to lock down condition in India.

Outlook – Cash Market

Outlook-Soybean (Spot, Indore): Soybean Indore plants are remain closed amid lock down condition in India. The market sentiments are now depending on the stocks to be carried over to the next marketing year, buyers demand & weather condition, Kharif crop size estimates & global sentiments, condition of COVID-19 in India as well as in the World.

Outlook –Soy meal (Spot, Indore): Markets are closed due to COVID-19 impact.

Outlook-Rapeseed-Mustard (Spot, Jaipur basis) Jaipur market are closed due to lock down in India. NCDEX future prices of RM Seed may increase on buyer's interest.

Weekly Weather Report

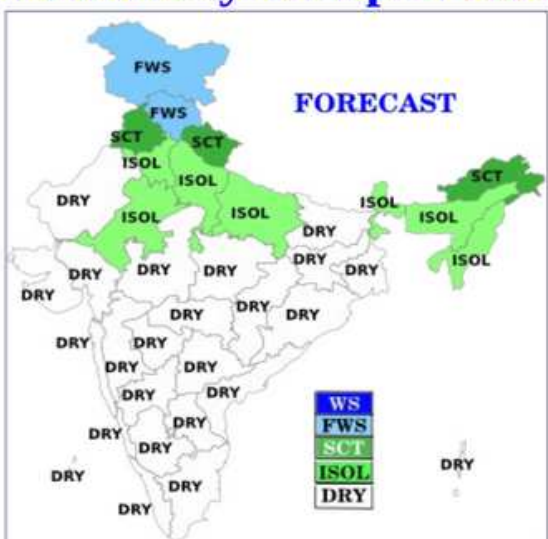
Monday 30 March 2020



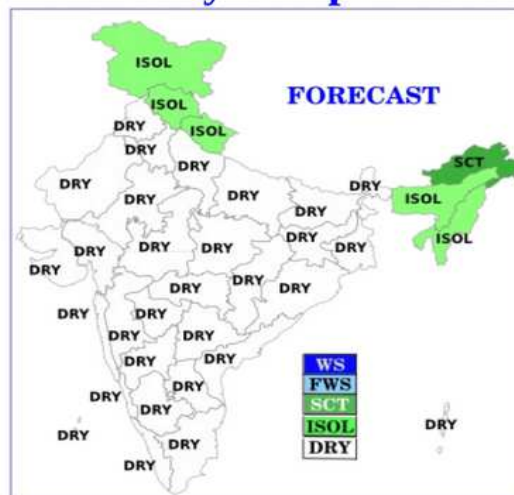
Tuesday 31 March 2020



Wednesday 01 April 2020



Thursday 02 April 2020



A through at 0.9 Km above mean sea level runs from north Kerala to south Chhattisgarh cross interior Karnataka, Marathwada, and Vidarbha. Under its influence, isolated to scattered rainfall with isolated thunderstorm lighting hail, & gusty wind (speed reaching 30-40 kmph) very likely over Madhya Maharashtra and Marathwada during next 2 days. Isolated thunderstorm lightning & gusty wind (speed reaching 30 to 40 kmph) are also likely over Vidarbha, Chhattisgarh, East Madhya Pradesh during the same period.

Rabi Oilseed Sowing Status

Rabi Oilseeds Sowing as on 31.1.2020 (In lakh Hectare)				
	Normal Area	2019-20	2018-19	Change (Y-o-Y)
Rapeseed & Mustard	60.48	69.15	69.76	-0.24
Groundnut	7.76	4.76	4.59	0.17
Safflower	1.41	0.63	0.43	0.20
Sunflower	2.96	1.04	1.13	-0.09
Sesamum	3.12	0.56	0.71	-0.15
Linseed	2.99	3.46	3.44	0.02
Others Oilseeds	0.14	0.34	0.30	0.04
Total-Oilseeds (Nine)	78.85	80.29	80.36	-0.07

Soybean

Domestic Market

Markets are closed on account of lock down in India on coronavirus.

Agriwatch estimates 8.74 million tonnes of Soybean output in India for 2019-20 season which is sharply down by 42.73% against 12.59 million tonnes in 2018-19 despite covering 1.02% higher soybean area in this year due to bad weather condition. Rains in MP came when harvest has ongoing and crop was damaged to the extent of 20% in the Malwa region. Damage was 30-35% in Neemuch, Mandsaur, Nagada and Janora and 10-15% in Indore, Dewas and Ujjain. Soybean seed was damaged and quality of soybean was inferior. The size of seed was small and quality of seed was bad. Some crop was damaged while drying in some areas. Rains came in Maharashtra when harvest was in progress. Crop damage is 5% of the total while 10% of area was affected in which damage was 50%. Waterlogging was the main reason for damage which led to seed damage and bad quality of the seed due to fungus. Vidharba reported higher damage with losses as high as 50% of the crop damaged in 20% of the area. Akola reported major damage. Latur, Solapur and Beed reported 10% damage while Parbani, Nanded and Hingoli reported 15% damage to the crop.

Total balance stock of Soybean with Nafed is 10,677.68 MT consisting 10,651.45 MT in Telangana and 26.23 MT in Maharashtra.

As per traders, total 20 to 25% soybeans are damaged in MP state majorly in the districts of Ratlam, Mandsaur and Neemuch. Traders expect Soybean production in India at 85 lakh tonnes for 2019/20 due to heavy crop loss in MP& Rajasthan.

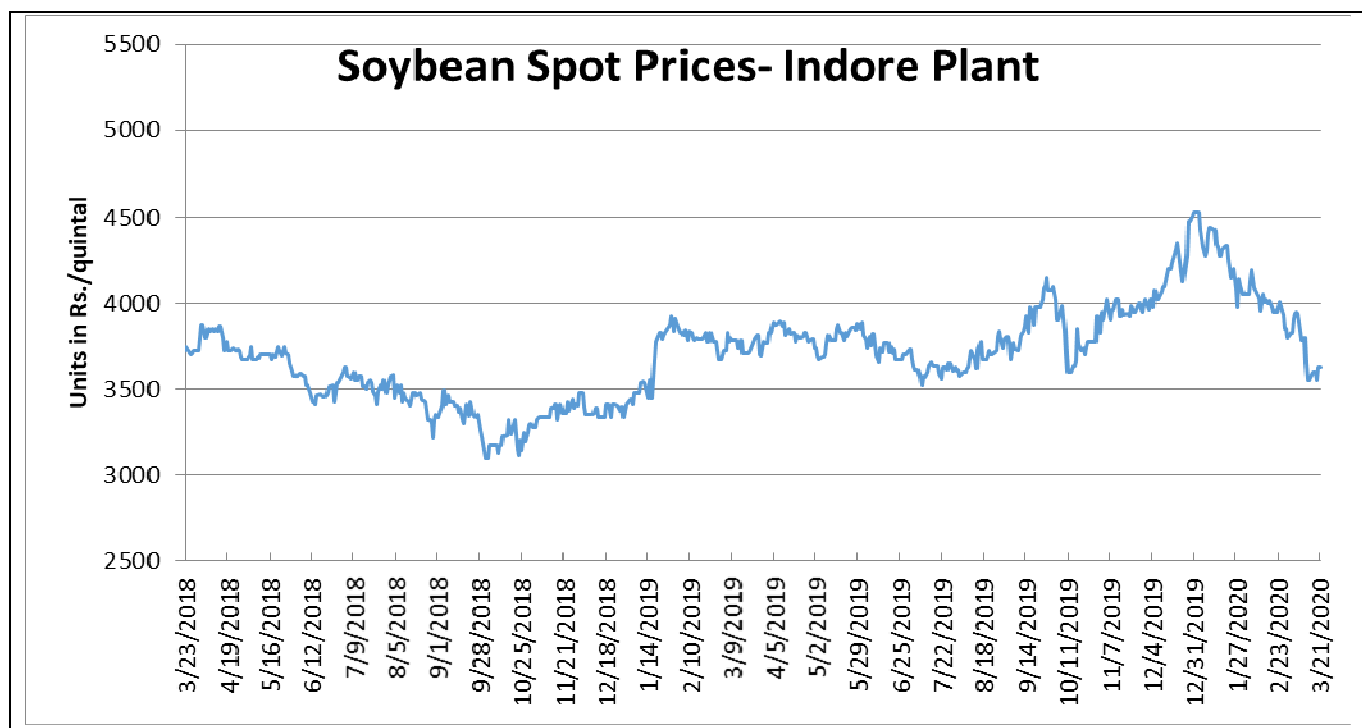
As per SOPA, Soybean arrivals is registered at 12 lakh tonnes in October month lower from 21 lakh tonnes in last year in same month and also lower of 4 years record due to less supplies. India has shipped total 0.20 lakh

tonnes in Oct month less than 0.24 lakh tonnes in last year. Planters, Traders and Farmers held 75.64 lakh tonnes of Soybean stocks so far of this season. India has crushed total 6.50 lakh tonnes in Oct 2019 lower from 9.50 lakh tonnes in previous year during the same month. India may produce total 89.84 lakh tonnes in 2019/20 season. SOPA expects carry over stock from last year at 1.70 lakh tonnes and 1.54 lakh tonnes for carry forward in next year. Imports of India are likely to stand at 3 lakh tonnes. Retained for sowing will be at 12 lakh tonnes while direct consumption is estimated at 2 lakh tonnes. Exports for 2019/20 may record at 1.50 lakh tonnes and crushing is estimated at 77.50 lakh tonnes. Soymeal production of the country is likely to stand at 62.78 lakh tonnes. Carry over stock of Soymeal is estimated at 1.59 lakh tonnes and 1.37 lakh tons of carry forward stocks. While export sea and land may stand at 10 lakh tonnes. Domestic consumption of Soymeal (Food) is estimated at 5.50 lakh tonnes and 47.50 lakh tonnes for Feed. In October month, India has exported total 0.50 lakh tonnes of Soymeal lower against 1.31 in Oct 2018 on lower overseas demand.

As per ministry report, All India sowing of soybean stood at 114.24 lakh hectares compared to 113.10 lakh hectares as on 04.10.2019. Sowing of soybean is higher in Madhya Pradesh at 55.16 lakh tonnes against 53.18 lakh tonnes in last year and Rajasthan at 10.61 lakh tones compared to 10.46 lakh tonnes in previous year.

As per the second advanced crop estimates 2019-20 of Ministry of Agriculture, Soybean production is estimated higher at 136.28 lakh tonnes as compared to 132.68 lakh tonnes in 2018-19.

The Ministry of Agriculture has fixed higher Minimum Support Price of Soybean (Yellow) at Rs 3710 per quintal for 2019-20 an increase of Rs 311 from Rs. 3399 per quintal in 2018-19.



Source: Agriwatch

International Market

CBOT futures prices are higher side in fear of less supplies in the market due to COVID-19. Fresh demand in China market may support CBOT prices to rise.

As per Arc Mercosul, farmers in Brazil have harvested 70.1% of the soybean area as on March 20, 2020 of this season. It is higher from 68.5% in last year record during the same period of time. In Mato Grosso, farmers have finished harvesting while 80% harvesting has been finished in Paraná state. In Rio Grande do Sul, farmers have harvested about 20% and suffering losses of beans due to drought. As per Safras and Mercado in Feb month review, Brazil may grow lower soybean to 124.2 million tonnes against 124.5 million tonnes in 2019/20.

During this week (13 to 19th March 2020), US exported 43% higher soybean at 904,300 MT for 2019/2020 from the previous week and also higher from the prior 4-week average. Increases primarily for unknown destinations (406,100 MT), China (199,300 MT), Indonesia (69,400 MT, including 55,000 MT switched from unknown destinations and decreases of 1,000 MT), Bangladesh (55,000 MT), and Peru (37,400 MT, including 35,000 MT switched from unknown destinations), were offset by reductions for Egypt (2,200 MT). For 2020/2021, total net sales of 500 MT were for Japan. Exports of 607,100 MT were up 26 percent from the previous week and 4 percent from the prior 4-week average. The destinations were primarily to Egypt (127,800 MT), Taiwan (94,800 MT), Japan (74,700 MT), Indonesia (74,400 MT), and China (64,300 MT).

As on 30th March 2020, total 724,436 cases in the world have been identified under Coronavirus impact where 34,009 people could not survive and 152,065 people were recovered. Today, 43 new cases has been confirmed in the world. The outbreak has reached more than 200 countries including US, Italy, Iran, South Korea, India, Japan, Pakistan, UK, France, Germany, Malaysia, Indonesia, Brazil, Argentina, Switzerland, South Korea, Australia, and Mexico. This has led to lockdown of various countries leading to breakdown of global supply chain of soybean. US has closed doors for travelers from Europe, China, Italy, Iran, South Korea are in state of complete shutdown. UK, France, Germany, Australia, Malaysia, Indonesia, Malaysia, Thailand and Indian have taken strong measures to control the epidemic.

As per sources, European Union bought total 9.9 million tonnes of Soybean till March 15, 2020 (season started on July 1) which is lower by 4% from last year record in Mar 10, 2020. EU soymeal imports had reached higher by 2% to 12.50 million tonnes against the year-earlier period, while Rapeseed imports went up by 40% to 4.42 million tonnes against last year record. However, palm oil imports stood down by 14% to 3.93 million tonnes.

As per recent Conab report, Brazil is likely to grow 0.81% higher soybean at 124.20 million tons in 2019-20 (crop year September-August) from its Feb month estimates i.e. 123.2 and also higher by 7.9% from last year record due to supportive weather condition. Soya yield is likely to stay higher at 3373 KG/ Ha. against 3349 Kg/Ha. in Feb month forecast and also higher from 3206 Kg/Ha. in last year. Planting area is estimated 0.05% higher to 36.82 million ha.against 36.80 million Ha. and 2.64% higher from 35.87 million Ha. in 2018-19. Brazil is likely to export total 72 million tonnes in 2019-20 higher by 3% against last year. Ending stocks are forecast 39% lower to 2.18 million tonnes.

Argentina may increase taxes on soybean, soyoil, and soymeal exports to 33% from the current 30%which may support CBOT price to rise.

According to China's General Administration of Customs (CNGOIC), China's Jan and Feb soybean imports rose 14.2 percent to 13.51 MMT from 11.83 MMT a year earlier. Imports in Dec were 9.54 million tonnes.

As per sources, Brazil has shipped 243% higher Soybean at 5.12 million tonnes in Feb 2020 compared to previous month record i.e.1.49 million tonnes. However, it is lower by 2.84% from 5.27 million tonnes in Feb 2019. Brazil exported 27% lower soymeal at 0.77 million tonnes in Feb month 2020 against 1.06 million tonnes in Jan 2020 and also lower by 14% from 0.9 million tonnes in Feb 2019.

Below table shows exports details of Brazil (as per Brazil's government monthly export released data as per):-

Brazil's Exports			
Products	Feb-20	Jan-20	Feb-19
Soybean (Mln Tons)	5.12	1.49	5.27
Soymeal (Mln Tons)	0.77	1.06	0.90
Soyoil (Tonnes)	60,400	12,600	36,100

As per sources, Argentina may grow higher soybean crop at 54.5 million tonnes in 2019-20 compared to its previous forecast i.e.53.1 million tonnes on account of good rainfall.

As per IGC (International Grain Council), Global soybean output for 2019-20 may decline by 5 million tonne to 345 million tonnes due to slight shortfall in U.S Soybean output. In 2020-21, U.S. may cover 4% higher soybean planting area.

As per USDA report, U.S. is likely to plant 11.69% higher Soybean at 85 million acres in 2020 from 76.1 million acres in 2019.

As per Agroconsult, Brazil is likely to harvest 126.3 million tons of soybean in 2019-20 higher against 124.3 in its prior forecast. It forecasts soybean exports of Brazil for 2020 at 73 million tonnes for this season lower against 76-78 from its prior forecast.

As per NOPA recent data, NOPA members have crushed total 176.94 million bushels of Soybeans in January 2020 which is higher from 174.81 million bushels in December 2019. It is also higher from 171.63 million bushels in January 2019. Crushing is above than the average trade estimate of 173.74 million bushels, based on data gathered by Reuters from 8 analysts. Soybean oil stocks rose to 2.01 billion pounds at the end of January against 1.75 billion pounds in December month and 1.54 billion pounds at the end of January 2019. Soymeal exports has been reported higher in January 2020 at 931,061 tons against 902,534 tons in December 2019 and 905,923 tons exported in January 2019.

As per WASDE March report, world oilseed production for 2019/20 is projected at 580.13 million tons in Mar month, higher against 576.82 million tonnes in last month after larger crops of Soybean and sunflower. Total oilseeds crushing has been decreased by 1 million tons to 497.94 million tons against last month estimates due to higher crushing estimates in China and Mexico however it is higher from 488.59 million tonnes in previous year. Ending stocks for the world is kept 3.56 million tons higher to 117.37 million tonnes against 113.81 million tons in last month estimates however lower from 129.82 million tonnes in 2018/19 due to higher crop production estimates in Brazil and China stockpiling.

As per USDA recent released report, U.S. Soybean production for 2019/20 is forecasted unchanged at 96.84 million tons in March 2020 against previous month. Exports of U.S are unchanged at 49.66 million tonnes in this

month against last month estimates however higher from 47.56 million tonnes in 2018-19. U.S crushing is unchanged at 57.28 million tonnes in March. Month and higher from 56.93 million tonnes in last year. Ending stocks of the country is expected to be lower at 11.55 million tonnes in Mar. month review against last month and lower from 24.74 million tonnes in 2018/19.

As per USDA, the soybean planted area in Brazil is likely to increase by 2% to 37 million hectares for 2019-20 against last year record and soybean production is forecast higher by 9 million tonnes to 126 million tonnes in normal weather condition as compared to last year i.e.117 million tones. While, the consultancy expects, total soybean planting area in Brazil at 36.4 million hac.and the production at 120.7 million tonnes in the current season.

As per USDA, U.S. Gulf FOB soybean export bids in February averaged \$346/ton, lower \$13 from January. Brazil Paranagua FOB averaged \$346/ton down by \$ 13 from January. Argentina Up River FOB averaged \$347/ton, down \$15.

As per USDA forecast, soybean production of Brazil in 2019-20 is projected at 125 million tonnes higher against the previous year 117 million tonnes due to supportive weather condition and also higher from previous month record i.e.123 million tonnes. Exports of soybean in 2019-20 is expected to 77 million tons higher from 74.59 million tonnes in 2018-19.

As per the latest update from USDA, China soybean production is estimated at 18.10 million tonnes on higher-than-expected area. Encouraged by subsidies favoring soybean production, farmers have increased planted area; the subsidy has been particularly effective in Northeast provinces. Weather has been favorable as slightly higher yields are expected. Total imports of China are estimated at 88 million tonnes for 2019/20 season higher from Jan. month. While crushing is forecasted higher at 86 million tonnes against 85 million tonnes in Jan. month estimates and also higher from 85 million tonnes in previous year.

As per USDA, U.S. soybean accumulated exports (shipments) to China totaled 11.4 million tons and 11.8 million to the rest of the world at the end of Jan month 2020. Outstanding sales were 611,000 tons to China and 3.3 million to the rest of the world. China had exported total 474,000 tons and 12.7 million to the rest of the world, and outstanding sales to China were 3.0 million tons and 12.3 million to the rest of the world in last season in the corresponding period of time. U.S. soybean export commitments (outstanding sales plus accumulated exports) to China totaled 12.0 million tons compared to 3.5 million a year ago. Total commitments to the world were 32.3 million tons, compared to 30.4 million for the same period last year.

Soy meal

No major trading activities are happening in the markets due to lock down in India.

According to trade source, one vessel (DODO) and one vessel (TROGIR) are expected to arrive at Tuticorin port for sunflower oil meal with total capacity of 31253 tons and 33000 tons respectively.

During the week (Mar.13 to Mar 19, 2020) US sold higher soybean cake and meal to 251,200 MT for 2019/2020 from the previous week and 39% higher from prior 4-week average. Increases primarily for the Philippines (50,500 MT), Indonesia (49,500 MT), Colombia (40,100 MT, including decreases of 600 MT), Israel (27,000 MT), and Canada (19,400 MT, including decreases of 1,100 MT), were offset by reductions for the Dominican Republic (1,800 MT). Net sales of 16,000 MT for 2020/2021 were primarily for Guatemala (15,600 MT). Exports of 289,700 MT were up 20 percent from the previous week, but down 3 percent from the prior 4-week average. The destinations were primarily to Spain (60,400 MT), Indonesia (50,600 MT), Mexico (34,200 MT), Colombia (31,700 MT), and Ecuador (31,600 MT).

As per recent report of USDA of March month, India may produce higher Soymeal to 6.6 million tonnes in 2019/20 compared to 6.4 million tonnes in Feb month estimates however it is lower from 7.6 million tonnes in 2018-19 season. Domestic consumption is forecast at 5.49 million tonnes for this season higher from 5.35 million tonnes in last month estimates and also from 5.28 million tonnes in last season.

As per USDA, U.S. soybean meal export bids in February averaged \$334/ton, down \$6 from January. Brazil Paranagua FOB averaged \$317/ton, down \$4 from January, and Argentina Up River FOB averaged lower by \$7 to \$330/ton.

As per to Container Corporation of India Ltd (CONCOR), export consignment of soybean derivatives declined to almost half in December 2019 as compared to previous year in the corresponding period of time. Total shipments of soybean derivatives has fallen to 3000 containers during September to December 2019 compared to 3417 containers in last year in the same period of time. A lot of export consignment goes through road directly to the port however volumes was reported lower due to limited supplies and high prices in international market.

Soymeal production of the country is likely to stand at 62.78 lakh tonnes. Carry over stock of Soymeal is estimated at 1.59 lakh tonnes and 1.37 lakh tons of carry forward stocks. While export Sea and land may stand at 10 lakh tonnes lower output and noncompetitive prices in world market. India had exported total 22 lakh tonnes in last year in 2018-19 season. Domestic consumption of Soymeal (Food) is estimated at 5.50 lakh tonnes and 47.50 lakh tonnes for Feed. In October month, India has exported total 0.50 lakh tonnes of Soymeal lower against 1.31 in Oct 2018 on lower overseas demand.

As per recent SEA report, India shipped Oilmeals lower by 74% to 76,017 tons in February 2020 against 294,510 tons in February 2019. India shipped total 20,309 tons of soymeal, 40,585 tons of Rapeseed meal, 3500 tons of Rice Bran Ext., 11,623 tons of castor seed meal in Feb 2020. The overall export of oilmeals during April-Feb. 2020 is reported 25% lower to 2,200,690 tons compared to 2,941,971 tons in April-Feb.2019 on account of disparity in export of oilmeals, specifically soybean meal due to higher MSP of beans which makes the domestic soybean meal expensive in international market compared to other origin. However, the export of castor seed meal has increased by 50% to 505,194 against 359,351 tons in Apr-to Feb 2020 compared to last season.

During April-February 2020, Vietnam imported 276,655 tons of oilmeals (compared to 592,697 tons); consisting of 6,417 tons of soybean meal, 167,643 tons of rapeseed meal and 102,595 tons of De-oiled Rice Bran Extraction. South Korea imported 809,733 tons of oilmeals (compared to 699,334 tons); consisting 51,098 tons

of soybean meal, 365,243 tons of rapeseed meal and 393,392 tons of castor seed meal. Thailand imported 218,320 tons of oilmeals (compared to 298,400 tons) consisting 197,798 tons of rapeseed meal, 17,581 tons of Rice Bran Extractions and 2905 tons of soybean meal.

During April-February 2020, the export from Kandla is reported at 754,590 tons (34%), followed by Mundra handled 703,303 tons (32%), and Mumbai including JNPT handled 172,169 tons (8%) and Kolkata handled 131,269 tons (6%) and Others Ports handled 439,359 tons (20%).

As per sopa, total shipment of soymeal has declined over 70% to 1.13 lakh tonnes in oil year October and November 2019 as compared to 4.57 lakh tonnes in previous year record in the same period of time. India shipped total 63,000 tonnes in October 2019 lower against 1.31 lakh tonnes and 50,000 tonnes in November 2019 lower against 3.26 lakh tonnes in previous year during the corresponding period of time. Higher soybean meal prices has affected poultry sector demand. DOC buyers may switch to other alternative meal products due to higher soymeal prevailing prices.

Indian Soymeal premium quoted higher side by \$52 per ton over Argentinean meal with Indian meal bullishness producing the premium rather than Argentinean meal bearishness. Such premiums may limit bookings of Indian Soymeal for forward as well as spot market.

Technical Analysis:

NCDEX Soybean FUTURE



Soybean Spot, Indore



*Note: Daily Chart

Support & Resistance NCDEX Soybean – Apr. Contract

S2	S1	PCP	R1	R2
3686	3700	3812	3889	3920

- Soybean Apr. contract depicts firm trend and likely to find support at 3700 and resistance at 3889
- On the upside, 3889 shall act as immediate resistance followed by INR 3920.
- On the downside, INR 3700 shall act as immediate support followed by 3686.
- Trade Recommendation (NCDEX-Soybean) -Buy

Weekly trade call: **Buy** below 3800 Target – T1-3850; T2-3880, SL – 3750

Soy DOC Rates at Different Centers			
Centres	Ex-factory rates (Rs/ton)		
	26-Mar-20	19-Mar-20	Parity To
Indore - 45%, Jute Bag	Closed	29500	Gujarat, MP
Kota - 45%, PP Bag	Closed	30200	Rajasthan, Del, Punjab, Haryana
Dhulia/Jalna - 45%, PP Bag	Closed	30700	Mumbai, Maharashtra
Nagpur - 45%, PP Bag	Closed	30500	Chattisgarh, Orissa, Bihar, Bangladesh, AP, Kar, TN
Nanded	Closed	32000	Andhra, AP, Kar, TN
Latur	Closed	31500	-
Sangli	Closed	30300	Local and South
Solapur	Closed	30200	Local and South
Akola – 45%, PP Bag	Closed	31300	Andhra, Chattisgarh, Orrisa, Jharkhand, WB
Hingoli	Closed	34000	Andhra, Chattisgarh, Orrisa, Jharkhand, WB
Bundi	Closed	30000	-

Soy DOC at Ports			
Centers	Port Price		
	25-Mar-20	18-Mar-20	Change
Kandla (FOR) (INR/MT)	Unq	32000	-
Kandla (FAS) (USD/MT)	Unq	410	-
CNF Indonesia – Yellow SBM (USD/MT)	Unq	425	-

Rapeseed Meal	25-Mar-20	18-Mar-20	Change
FAS Kandla (USD/MT)	Unq	220	-
FOR Kandla (Rs/MT)	Unq	16200	-
FOR Mundra (Rs/MT)	Unq	16600	-
CNF Indonesia (USD/MT)	Unq	242	-

International Soy DOC			
Argentina FOB USD/MT	25-Mar-20	18-Mar-20	Change
Soybean Pellets	365	338	27
Soybean Cake Flour	365	338	27
Soya Meal	357	341	16
Soy Expellers	357	341	16

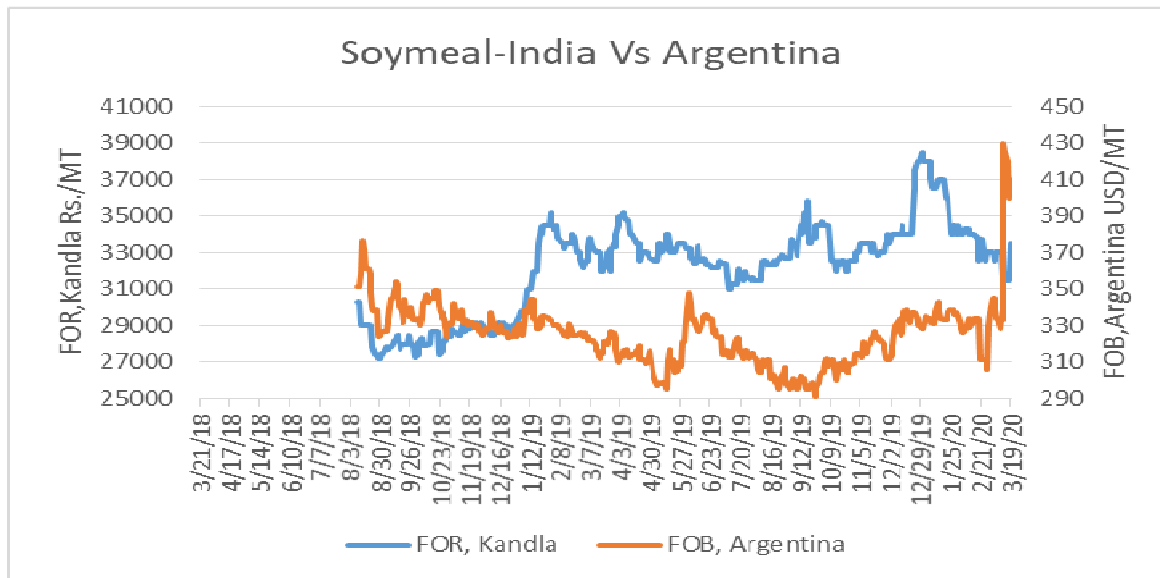
Sunflower (DOC) Rates	Ex-factory rates (Rs/ton)		
Centers	26-Mar-20	19-Mar-20	Change
Adoni	Closed	22000	-
Khamgaon	Closed	0	-
Parli	Closed	0	-
Latur	Closed	21500	-

Groundnut Meal (Rs/MT)	26-Mar-20	19-Mar-20	Change
Basis 45%, Saurashtra	Closed	26500	-
Basis 40%, Saurashtra	Closed	24000	-
GN Cake, Gondal	Closed	26000	-

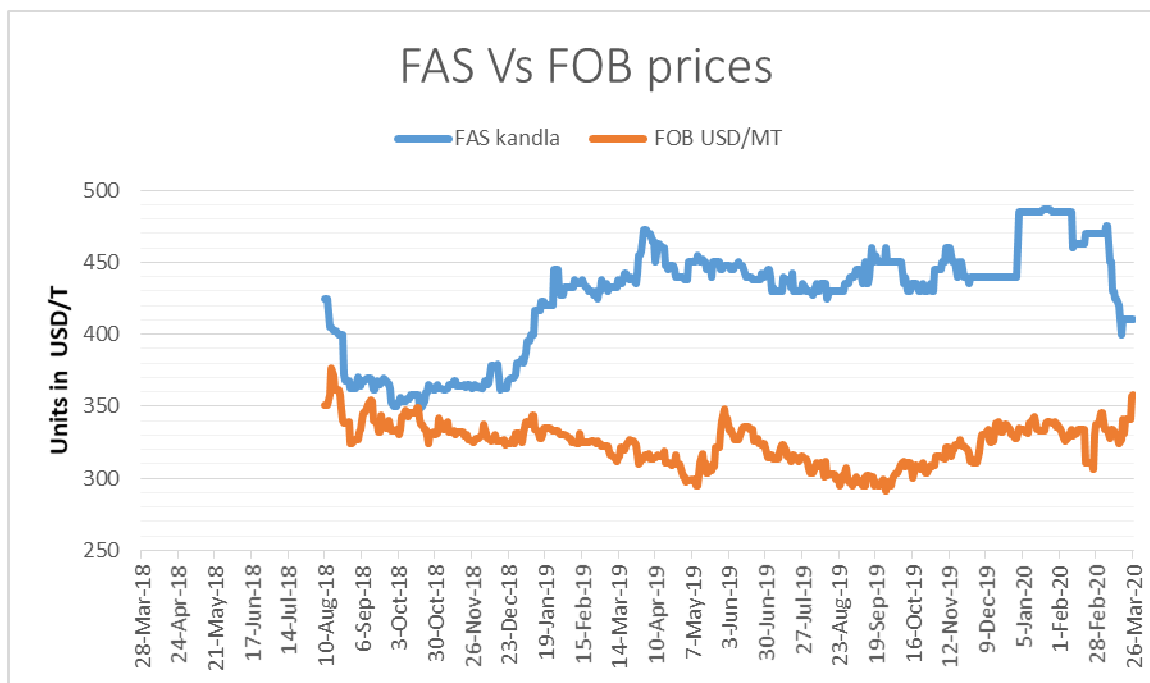
Mustard DOC	26-Mar-20	19-Mar-20	Change
Jaipur (Plant delivery)	Closed	15600	-
Kandla (FOR Rs/MT)	Closed	16200	-

Mumbai Oil Meal Quotes:			
Rs/M.T.	26-Mar-20	19-Mar-20	Change
G.N. Extr (45%)	Closed	25000	-
KardiExtr	Closed	0	-
Undec Cottonseed Exp	Closed	21000	-
Rice Bran Extr.	Closed	0	-
Sunflower Extr.	Closed	20000	-
Rapeseed Extr.	Closed	0	-
Soymeal 48%	Closed	30470	-
Castor Extr.	Closed	3550	-

Soymeal - India Vs Argentina



FAS SBM, Kandla Vs FOB SBM, Argentina – (US \$/tonne)



Rapeseed - Mustard Seed

There is no major trading activities due to lock down in India. Harvesting is likely to increase in next week in expectation of dry weather condition. Heavy rainfall in this week may remain slow down harvesting pace and affect mustard crops quality.

According to farm ministry recent data, India is likely to grow mustard crop at 9.34 million tonnes for 2019/20 season which is unchanged from last year record. Overall crop condition is good and likely to support mustard production to increase. However, hailstorm in early Jan month 2020 have affected standing mustard crops in some parts of northern and western part of India which may cause the stem rot disease and leave the plant wilted. In Rajasthan, western Uttar Pradesh and southern Haryana, white rust and stem rot diseases were reported which may curb any major rise in crop size. It pegged 6.2 million hectares of mustard sowing area for this season unchanged from last season. It expects total 2.7 million hectares of sowing area in Rajasthan. However, farmers may switch mustard area to wheat in MP, Haryana, Uttar Pradesh and West Bengal. Mustard yield for 2019-20 is likely to stay unchanged at 1.49 tonnes per hac. as compared to previous year. While, yield may increase to 1.9 tonnes per hac. in some parts of eastern UP.

As per recent released data of Ministry, the total area under Oilseeds is reported lower by 0.07 lakh hectares to 80.29 lakh hectares as on 31st Jan 2020 against 80.36 lakh hectares in the previous year in the corresponding period of time. There is a drop-in sowing of Mustard seed to 69.51 lakh hectares lower by 0.24 lakh hac. against 69.76 lakh hectares in last year. In Rajasthan, farmers have covered total 25.09 lakh hac. higher against 24.77 lakh hac. Farmers have covered total mustard seed area at 12.24 lakh hac. in Uttar Pradesh, 7.04 lakh hac. in MP, 5.87 lakh hac. in West Bengal, 5.62 lakh hac. in Haryana, 2.81 lakh hac in Jharkhand, 1.72 lakh hac. in Gujarat. Sunflower has been planted on 1.04 lakh hectares lower against 1.13 lakh hectares in last year. Sesame has been planted on 0.56 lakh hectares lower from last year i.e.0.71 lakh hac. However, total covering area of groundnut stood at 4.76 lakh hectares higher against 4.59 lakh hectares in last year. Safflower has been planted on 0.63 lakh hectares higher from last year record i.e.0.43 lakh hectares. Linseed has been planted on 3.46 lakh hectares higher against 3.44 lakh hectares in last year.

Acreage of Mustard in the current season is lower against 2018-19. Mustard crop major growing states are Rajasthan, Madhya Pradesh, and Uttar Pradesh and Haryana state. In Rajasthan, traders expect total 2 to 5% lower mustard sowing area as mustard area may shift to garlic and wheat crop due to good price hike in last season compared to mustard seed prices. Recent rainfall will also support to increase yield of wheat and garlic crop compared to mustard crop. In Baran and Kota district, sowing is likely to be lower by 20%. While in Alwar and Bharatpur districts, it is likely to be equal like 2018 season. However, sowing area may increase nearly 2 to 5 % in Ganganagar district due to good water availability.

High water level in most reservoirs will support to increase yield. However, acreage for Rabi season may decline as sowing has been delayed due to rainfall in October and November and late harvesting of Kharif crops. Farmers had waited water to dry up the sowing low lying land. Government has announced Rs. 225 higher MSP of Mustard seed for Rabi 2020-21 seasons to Rs.4425 against Rs. 4200 in 2019-20. As per second advanced estimates of government, it estimates Mustard seed output at 91.13 lakh tonnes for 2019/20 lower by 1.43 lakh tonnes from lakh tonnes in 2018/19.

As per the Mustard Oil Producers Association of India data, India crushed 550,000 tonnes of mustard seed in December 2019 unchanged from previous month record and it is almost same as in last year during the

corresponding period of time. Total supply of mustard in Rajasthan recorded at 100,000 tn in December 2019, 45,000 tn in Uttar Pradesh, and 30,000 tn in Madhya Pradesh. Total available stocks with processors, stockiest and state-run agencies stood at 1.2 million tons in December 2019. It pegged total mustard crop output at 8.1 million tonnes in 2018-19 season which is higher from 7.1 million tonnes in last season. The estimated figure is lower than the farm ministry fourth advance estimate i.e. 9.3 million tonnes.

According to United States Department of Agriculture (USDA) March estimates, India may produce total 77 lakh tones of Rapeseed in 2019/20 lower from 80 lakh tonnes in 2018/19. It is unchanged from last month estimates. Ending stocks of mustard seed have been lowered to 1.69 lakh tonnes from 4.69 lakh tonnes in last year record. India's 2019-20 Rapeseed oil production is revised higher at 26.60 lakh tonnes higher from previous year record i.e. 26.22 lakh tonnes. While, mustard oil import estimates are placed lower at 1.20 lakh tonnes from 1.25 lakh tonnes in previous year.

Technical Analysis:

RM Seed Futures Contract



Mustard Spot Jaipur



Support & Resistance NCDEX RM Seed – Apr. Contract				
S1	S2	PCP	R1	R2
4019	4042	4125	4207	4240

- Mustard Apr. contract depicts firmness and further can get immediate support at INR 3830
- Prices have tested the lower level of 3944 in this week.
- Trade Recommendation (NCDEX Rapeseed-Mustard) -**Buy**

Weekly trade call: **Buy** below –4110 Target – T1-4170 T2- 4190, SL –4080

Annexure

India's Total Oilseeds Production Seen at 341.88 Lakh Tons in 2nd Adv. Est. - GOI (Kharif+Rabi)

The first Advance Estimates of production of major crops for 2019-20 have been released on 18th Feb 2020 by the Department of Agriculture, Cooperation and Farmers Welfare. The assessment of production of different crops is based on the feedback received from States and validated with information available from other sources. Few the major crops producing states have received good rainfall. As a result, the production of oilseeds kharif and Rabi crops estimates for 2019-20 has witnessed higher than their normal production. Oilseeds production of India is placed higher by 26.66 lakh tonnes to 341.88 lakh tonnes against the production of 315.22 lakh tonnes in 2nd advanced estimates for 2019-20. The estimated figure is also higher by 47.67 lakh tonnes than five years average oilseeds production.

The estimated production of major Oilseeds during 2019-20 is as under:

Oilseeds – 341.9 Lakhtonnes

- Soybean – 136.28 Lakh Tons
- Groundnut – 82.44 Lakh Tons
- Castorseed – 20.43 akh Tons
- Sesame/Sesamum/Gingelly/Til – 6.64 Lakh Tons
- Nigerseed – 0.79 Lakh Tons
- Sunflower – 2.56 Lakh tons
- Mustard See-91.13
- Safflower-0.27
- Linseed-1.36

MSP for 2019/20 Kharif Oilseeds:

The Cabinet Committee on Economic Affairs, chaired by the Prime Minister Shri Narendra Modi, has given its approval for Minimum Support Prices (MSPs) for Kharif Crops of 2019-20 season, the MSPs of all the Kharif oilseeds are raised for this season. The MSP of Yellow Soybean is increased by Rs.311 from Rs.3399/qt in 2018- 19 to Rs.3710/qt in 2019-20,Groundnut is increased by Rs.200 from Rs.4890/qt in 2018-19 to Rs.5090/qt in 2019- 20, Sunflower is increased by Rs.262 from Rs.5388/qt in 2018-19 to Rs.5650/qt in 2019-20, Sesamum is increased by Rs.236/qt from Rs.6249/qt in 2018-19 to Rs.6485/qt in 2019-20, Niger seed is increased by Rs.63 from Rs.5877/qt in 2018-19 to Rs.5940/qt in 2019-20.

MSP for 2020/21 Rabi Oilseeds

Centre has increased the MSP of Mustard/Rapeseed by INR 225 from last year and kept it at INR 4425 per quintal. Last year the MSP of Mustard/rapeseed was INR 4200 per quintal including bonus of INR 200. Safflower MSP has been increased by INR 270 to INR 5215 from INR 4945 per quintal of last year. Last year MSP includes a bonus of INR 100 per quintal.

SOPA Soybean Production Estimates Kharif 2019-20 As On 10.10.2019

SOPA Soybean Estimates Kharif						
	2018-19			2019-20		
State	Area	Yield	Production	Area	Yield	Production
Gujarat	1.32	925	1.241	1.003	858	0.861
Maharashtra	36.39	944	34.34	37.363	971	36.295
Karnataka	3.19	911	2.90	3.302	816	2.694
Madhya Pradesh	54.1	1075	58.18	51.952	772	40.107
Chhattisgarh	1.281	865	1.108	0.742	726	0.539
Telangana	1.791	877	1.571	1.783	846	1.508
Rajasthan	9.212	971	8.945	9.627	681	6.56
Others	1.09	955	1.041	1.841	748	1.377
Total	108.4	940.4	109.3	107.6	802.3	89.9

Disclaimer

The information and opinions contained in the document have been compiled from sources believed to be reliable. The company does not warrant its accuracy, completeness and correctness. Use of data and information contained in this report is at your own risk. This document is not, and should not be construed as, an offer to sell or solicitation to buy any commodities. This document may not be reproduced, distributed or published, in whole or in part, by any recipient hereof for any purpose without prior permission from the Company. IASL and its affiliates and/or their officers, directors and employees may have positions in any commodities mentioned in this document (or in any related investment) and may from time to time add to or dispose of any such commodities (or investment). Please see the detailed disclaimer at <http://www.agriwatch.com/Disclaimer.asp>
 © 2017 Indian Agribusiness Systems Pvt Ltd.