

Oilmeals Weekly Research Report

Contents

- ❖ Executive Summary
- ❖ Outlook – Cash Market
- ❖ AW Oilseeds Index
- ❖ International Highlights
- ❖ Planted Area
- ❖ Soybean – Domestic & International
- ❖ Soy meal
- ❖ Technical Analysis - Soybean
- ❖ Rapeseed - Mustard
- ❖ RM Seed Supply, Rajasthan
- ❖ Technical Analysis – RM Seed
- ❖ Annexure – Prices etc.

Executive Summary

The domestic oilseeds posted gains in sync with the oilmeals on good buying support by the oilseed processors and consuming sectors.

Soybean and rapeseed-mustard and groundnut seed posted gains on improved overseas soymeal and rapeseed-meal demand.

Besides, local winter edible oil demand and bullish global oilseeds supply scenario continued to lend support to soybean and rapeseed-mustard complex at the higher levels. The crush margins in crushing these oilseeds have also improved.

The rapeseed-mustard prices improved by +5% also rapeseed meal edged up by +3%, soybean posted gains by +3% while soymeal edged lower by +4% and groundnut seed rose by +1%, all compared to the previous week's level.

Once again, rapeseed-mustard remained the leader and extended the rally. This is despite estimates of a bigger seed crop this season.

We feel the soy complex and rapeseed-mustard complex to feature range bound movement with firm bias on bullish global supply outlook and demand. Besides, groundnut prices will also feature range-bound movement with firm bias on bullish outlook following good overseas demand for Indian seed.

However, confirmed reports of bird flu in the states of Kerala, Rajasthan, Madhya Pradesh, Himachal Pradesh, Haryana and Gujarat have raised the concern on the consumption of poultry which will subsequently hit the local soymeal demand from the poultry sector, which is already reeling under local demand stress post COVID.

Outlook – Cash Market

Outlook - Soybean (Spot, Indore): The soybean prices will feature range-bound movement with firm bias on renewed buying by the oilseeds' crushers, to meet the improved overseas soymeal demand. Recovery in soymeal export sales in recent months and decline in the soyoil import should also lend support to the bean prices. However, cases of Avian flu could limit the gains. The prices (Indore, Plant basis) are expected to feature range bound movement in the price band of 4,600 – 4,700 level.

Outlook – Soy meal: Soymeal prices are likely to feature range bound movement with weak bias on reports of Avian-flu in almost 6 states. Dull demand from poultry sector will remain a negative for the market. However, some export demand in the last couple of months may help it regain some of the recent decline. Soy meal, Indore is expected to be in the range of 31,500 – 32,500/MT levels during the week.

Outlook - Rapeseed-Mustard (Spot, Jaipur basis): Rapeseed-mustard is expected to feature range-bound movement with firm bias on better rapeseed meal export sales. However, expectation of bigger rapeseed-crop and the sharp rise in the mustard oil prices, leading demand diversion to other edible oils to some extent. The seed prices are likely to witness the price levels between 6,650 – 6,850/Qtl; levels during the week.

International Highlights

- ❖ US soybean exports to all destinations in the first quarter of the 2020-21 marketing year, which commenced on 1st September totaled a record 29.8 million tonnes, 18% more than the previous high marked in 2016.
- ❖ In the December'20 report, the USDA has kept US 2020/21 soybean production unchanged at 113.5 million tonnes. It has also kept Brazil's soybean production unchanged at 133.0 million tonnes. Similarly for India, the estimates are unchanged at 10.5 million tonnes from previous month. However, it has slashed the Argentina's 2020/21 soybean production to 50.0 million tonnes from 51.0 million tonnes last month.
- ❖ The global 2020/21 soybean production is estimated at 362.1 million tonnes vs 362.6 million tonnes in the last report by USDA. World soymeal exports are expected to decline by 3.1 Mn T in 2020.
- ❖ US soybean processors have marked their largest November crush on record at 181.018 million bushels surpassing previous mark of 166.959 million bushels in November 2018, as per data released by the National Oilseed Processors Association (NOPA). However, the figure is down from the record 185.245 million bushels in October 2020.
- ❖ According to Safras & Mercado, Brazilian soybean farmers have sold 57.7% of 2020/21 crop in advance through January 8 versus 56.5% through December 4.
- ❖ The farmers had sold 43.1% of the crop during the corresponding period last year, the average for the period is 38.6%. Brazil is expected to produce 132.498 million tonnes of soybean in 2020/21 season – Safras & Mercado.
- ❖ Agroconsult has estimated Brazil's 2020/21 soybean production at 133.2 million tonnes versus government estimate of 134.953 million tonnes. Aprosoja, in its recent Brazil's 2020/21 soybean estimate has reduced the output by 2 million tonnes to 127 million tonnes from 129 million tonnes in its previous forecast, due to the month long dryness in the key producing regions.
- ❖ Argentina's 2020/21 soybean output is pegged at 50 million tonnes by Rosario Grain Exchange. The country harvested 50.7 million tonnes in 2019/20. The Buenos Aires Grains Exchange has estimated the soy crop at 46.5 million tonnes vs 49.6 million tonnes last season and increase the area under bean by 0.6% this year vs 17.3 million hectares last year.

Sown Area – *Rabi* Oilseeds, India 2020-21

In the latest official rabi oilseeds planting report, by the Ministry of Agriculture, the total coverage area under rabi oilseeds is reported at 81.80 lakh hectares, up 5.2% from 77.79 lakh ha in the corresponding period of last year. Of the major oilseeds, rapeseed-mustard sowing is reported up by 7% at 72.98 lha compared to 68.15 lha during the corresponding period of last year. Groundnut at 4.01 lha vs 4.12 lha, safflower at 0.58 lha vs 0.61 lha, sunflower at 0.92 lha vs 0.93 lha, sesamum 0.38 lha vs 0.45 lha and linseed at 2.73 lha vs 3.21 lha during the same period last year.

Area in Lakh Hectares

Crop	Normal Area (5 Year Avg.)	As on 08 Jan. 2021	As on 08 Jan. 2020	% Change
Rapeseed/Mustard	59.44	72.98	68.15	7.1
Groundnut	7.28	4.01	4.12	-2.7
Safflower	1.18	0.58	0.61	-4.9
Sunflower	2.41	0.92	0.93	-1.1
Sesamum	0.00*	0.38	0.45	-15.6
Linseed	2.75	2.73	3.21	-15.0
Others	0.13	0.20	0.32	-37.5
Total Oilseeds	73.19	81.80	77.79	5.2

Source: MoA, GOI

Soybean

Soybean witnessed gains on good buying support from the solvent extractors to meet the improved overseas soy meal and local winter soyoil demand.

The soy meal export enquiries are fairly good as compared to the previous season lending support to the domestic soybean, especially when local demand for the same from poultry is hit post-COVID.

The average weekly soybean plant delivery prices at Indore cash market edged-up by +3% to Rs. 4,665 a quintal compared to Rs. 4,508 a quintal a week ago.

Further, the international – CBOT soybean futures resumed the rally on Friday after mild losses on Thursday, and once again tested 6-1/2 year high on hopes of fresh export demand and expectations that USDA's-WASDE report this week will indicate tightening global supplies.

CBOT March soybeans settled up 19-1/2 cents at \$13.74-3/4 per bushel after it hit day's high of \$13.86, the highest price on a continuous chart of the most-active contract since June 2014, the strength have subsequently lent support to the domestic soybean.

However, outbreak of bird flu in the states of Madhya Pradesh, Rajasthan, Himachal Pradesh, Kerala, Haryana and Gujarat earlier this week have hit the poultry demand and this will consequently negatively impact on the local soy meal demand and limit the gains in the domestic soybean.

India's soy meal shipments improved by +28% to 6,36,981 metric tonnes in aggregate, during April -November of financial year 2020-21 compared to 49,7116 metric tonnes during the corresponding period last year.

Improved local winter edible oil demand, bullish global soy supply outlook on dry weather in Latin America which will hit the bean output in Argentina and Brazil. Argentine and workers strike after wage talk failed remained bullish for the international soy complex.

CONAB, in its December 2020 report, has forecast Brazil's 2020/1 soybean production estimate to 134.451 Mn T vs 134.953 Mn T in November 2020 and 124.845 Mn T in 2019/20.

The agency cites dryness as the major factor which has hit the soybean yield this season. The soybean yield projected at 3,522 kg/ha vs 3,528 kg/ha in November forecast and 3,379 kg/ha last year.

Agriwatch has revised its India's 2020/21 soybean output estimate to 10.7 million tonnes, up 22% from 8.74 million tonnes in 2019/20. USDA has pegged it at 11.2 million tonnes,

SOPA has pegged India's 2020/21 soybean estimate at 10.45 million tonnes against 9.31 million tonnes estimated for 2019. The yield is estimated at 883 kg/ha vs 865 kg/ha for the same period.

We expect India's soy meal exports to improve by 50-60% year-on-year for coming months, after fall in the soybean crushing in Argentina and Brazil as their stocks dried up.

India had imported 2,50,784 metric tonnes of crude soyoil in November 2020 to meet the supply gap, up +52%, compared to 1,64,750 metric tonnes in October 2020. This is mainly a seasonal surge.

Further, during November 2020, India's edible oil imports fell by -2% to 11,02,899 metric tonnes compared to 11,27,220 metric tonnes same period last year.

The decline in imports will support the domestic soybean crushing, but this seems short lived as import parity for soyoil may lose the opportunity after peak soybean crushing window.

The average weekly soybean plant delivery prices at Indore cash market edged-up by +3% to Rs. 4,665 a quintal (Rs 4,600-4,775/Qtl) from Rs. 4,508 a quintal (Rs 4450-4575/Qtl) a week ago.

The arrivals of bean improved to 4,30,000 bags in the cash market yards of Madhya Pradesh, during the week against 5,20,000 bags a week ago.

The major buyers are as follows: Agrawal, Neemuch, Shanti Overseas, Living Food, Goyal Protein, Bansal-Bhopal, Vippy-Dewas, ABIS, Sneha, Ruchi Soya, Shalimar Katol, Vippy Dewas, Dhanuka Neemuch, Avi Agri Ujjain, M.S. Neemuch, RH Seoni, Prakash, Kriti Dewas, Mahakali, Prestige Dewas, Itarsi Oil, Sanwaria Itarsi, MS Solvex Neemuch, MS Soya Pachore, during the week.

The domestic soybean prices are likely to recover on improved winter edible oil demand and possible soymeal exports opportunities for India, in near-term.

International:

Refinitive's trade flows have recorded 9.7 million tonnes of soybean imports by China during November 2020, the highest volume over the past three years during the same period.

Of the total about 6.8 million tonnes (70%) were shipped from the US which is double compared to October's US soybean imports by China.

China's soybean purchases are likely to remain strong over the next couple of months. It also said, in December, imports from the US will continue to increase to 7.6 million tonnes.

According to China's custom data, China's total soybean imports in 2020 will likely range between 101-105 million tonnes, compared to last year's 88.6 million tonnes.

USDA attache has projected China's 2020/21 soybean imports at 95 million tonnes which is lower than 98.5 million tonnes imported in 2019/20 by the country. The reason cited is the higher beginning stocks in the new marketing season following a buying spree in 2019/20.

China also imported 2.74 million tonnes of Brazilian soybean in November 2020, down 29% from 3.86 million tonnes same period last year. Brazilian exports during Jan-Nov'20 stood at 63.1 million tonnes, up 19% from 52.84 million tonnes corresponding period last year.

Brazil eliminated import tariffs for soybean and corn on 16th October 2020, seeking to maintain the supply balance amid record domestic prices for both commodities. For soybean, tariff-free imports are valid until 15 January 2021, while for corn the license goes until 31 March 2021.

According to Safras & Mercado the tariffs suspension in Brazil is likely to push soy imports to a maximum of 1 million tonnes this year, as compared with a current projection of 850,000

Argentina has temporarily slashed soybean export duty by 3% points to 30% to help stimulate trade, as the country struggles with recession and declining foreign reserves.

Argentina's 2019/20 soybean yield is estimated an average of 2.96 tonnes per hectare and the country's soybean production is pegged at 49.5 million tonnes, said the Buenos Aires Grains Exchange. The reduction is mainly due to the dry weather during the crop development phase.

Revised September'20: Brazil's 2020/21 soybean output is forecast up by around 5-6% between 127.3 million tonnes to 133.5 million tonnes by various agribusiness consultancies like Rabobank (127.3 Mn T), Abiove (131.5 Mn T), Datagro (131.69 Mn T), Celeres (131.4 Mn T), AgRural (131.3 Mn T) and Conab (133.7 Mn T) and USDA has pegged it at 133 Mn T currently.

These agencies have pegged the Brazil's 2020/21 planted area to 37.9 - 38.2 million hectares which is up 1.3 – 2.5 million hectares estimated by these agencies for 2019/20.

Industry estimates suggest this year's Brazilian soybean export may reach 80 million tonnes or more, which means another 12 million tonnes could be exported over the next few months.

China's domestic soybean production is seen at 18.81 million tonnes in 2020, up 3.9% from the previous year, according to forecasts of the agriculture ministry. The country's soybean crushing volumes were pegged at 85.98 million tonnes this year.

The strong Chinese demand will continue to lend support to the international soy prices during the season.

The international soybean prices are expected to feature range bound movement with firm bias on bullish supply outlook on dry weather condition in South America and strong Chinese soybean demand.

Soymeal

The domestic soymeal moved up by +4% in sync with soybean mainly on continued overseas demand. Strong international soymeal and fats market too remained supportive for the local soymeal.

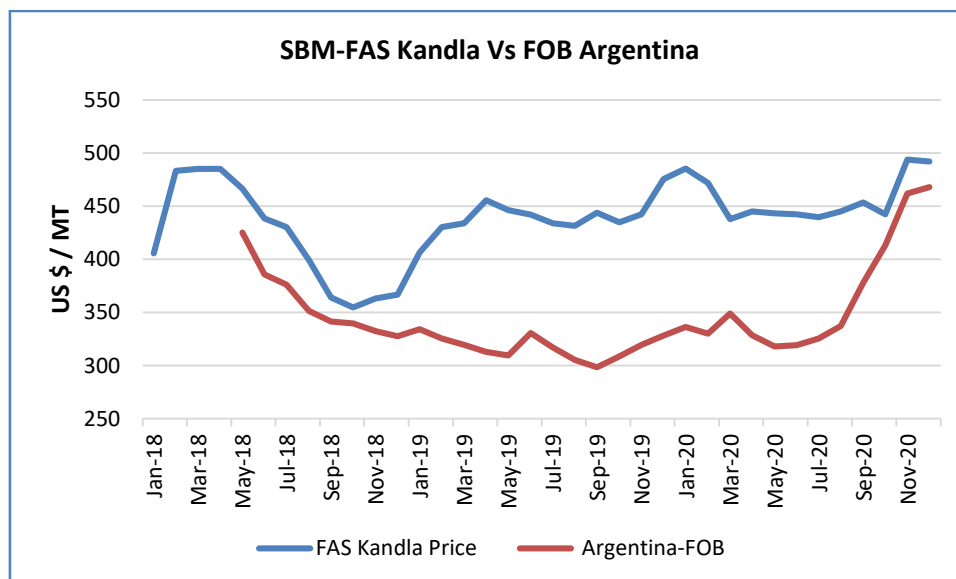
Bullish global supply outlook on dry weather in South America during soybean crop development phase and expected fall in the US soy inventories will continue to lend support to the domestic soymeal market in even in medium-term.

Currently , India's soymeal exports enquiries are good and the shipments are performing well this season compared to the previous year, mainly due to the global tight supplies.

In a major development, outbreak of bird flu which have been confirmed in seven Indian states of Gujarat, Haryana, Himachal Pradesh, Kerala, Madhya Pradesh, Rajasthan and Uttar Pradesh has hit the local poultry industry, which was already reeling under stress, post-COVID.

Poultry industry contributes more than 60% of the total domestic soymeal demand and thus soymeal prices are expected to be under pressure for next couple of weeks. The local meal demand has already suffered post-COVID. The shares of India's biggest poultry producer Venky's declined more than 4% on Thursday to their lowest level in two months after the reports of Avian Influenza.

The international soymeal prices are strong on the supply concerns, the Argentine soymeal prices have got dearer in last couple of months due to lean season, The soymeal export price spread of India vs Argentina (FAS Kandla and FOB Argentina) have further narrowed to US \$ 24/MT in December'20 vs US \$ 32/MT in November'20, creating exports opportunity for India.



As expected, India's soymeal exports improved after lower soybean crushing in Argentina and Brazil providing fresh opportunities for India's exports.

India's November 2020 soymeal exports improved by +186% to 1,98,776 metric tonnes compared to 69,415 metric tonnes in the same period last year. Further, the soymeal shipments improved by +28% to 6,36,981 metric tonnes in aggregate, during the last seven months (Apr.-Nov.) of financial year 2020-21 compared to 49,7116 metric tonnes during the corresponding period last year.

India's export of oilmeals for the month of November 2020 is reported at 3,31,171 metric tonnes compared to 2,08,401 metric tonnes in November 2019 i.e. up by +59%.

The overall export of oilmeals during April to November 2020 is also reported up by +12% at 19,48,699 metric tonnes compared to 17,34,875 metric tonnes during the same period last year.

In spite of tough competition in world market, export of rapeseed meal and ricebran extraction performed well, during the last seven months of financial year 2020-21.

The exports of rapeseed meal in November'20 is reported at 45,050 metric tonnes against last year's 73,235 metric tonnes during the same period i.e. down by -45%, and ricebran extraction is reported at 50,089 metric tonnes against last year 12,157 metric tonnes i.e. more than quadrupled (312%), as higher processing of de-oiled ricebran increased availability for the export.

The domestic weekly average soymeal prices at Indore improved to Rs 33,933/MT and was quoted between Rs 33,200 – 34,800/MT compared to the weekly average of Rs 32,460/MT and was traded between the price ranges of Rs 32,300 – 32,500/MT previous week.

At Latur soymeal prices remained improved to Rs 36,000 – 36,500/MT compared to Rs. 35,000 – 36,000/MT from a week ago and in Nanded it was quoted higher at Rs. 34,500 – 35,500/MT compared to Rs. 34,000 – 35,000/MT a week ago. Besides, in Kota, the meal improved to Rs. 34,200 – 35,200/MT compared to Rs. 33,500 – 34,000/MT previous week.

India's Y-o-Y soy meal prices, Indore, are currently lower. Soy meal Indore was quoted between Rs 33,200 – 34,800/MT during the week compared to Rs 34,000 – 36,800/MT during the corresponding period last year.

The soy meal prices (Indore) are likely to feature range-bound movement between Rs. 32,000– 33,000/MT on cases of bird flu in several Indian states.

Previous updates:

The international soy market is strong on bullish global supply scenario due forecast to lower than expected soybean production and likely fall in the US soy inventories in August 2021 followed by the Chinese buying spree.

In a major blow to the domestic soymeal market, which was already reeling under pressure, DGFT has blocked the online registration of Merchandise Export from India Scheme Claims (MEIS), this week, on its portal from exports undertaken 01.04.2020 onwards.

This will result in further decline in soymeal exports from India, as MEIS benefit of 5% is a significant incentive to compete in the world market. SOPA has made a representation to the government to revoke the suspension of the MEIS benefit immediately.

The revenue department have argued against continuing the MEIS, calling it wasteful and inefficient.

Instead of extending the Merchandise Exports of India Scheme, which cost Rs 43,500 crore in 2019-20, the NITI Aayog and the Ministry of Finance have called for putting financial resources into new Production-Linked Incentive (PLI) schemes in select sectors with core competency and potential for global exports.

However, SOPA has sought a stimulus package from the Centre to support the soybean industry, which has been hit by the lockdown and the collapse of poultry sector. It has asked the Center to increase the import duty in edible oils.

Besides, the SOPA members have addressed to Ministry of Agriculture and Farmers Welfare have demanded exemption of GST on soybean and soymeal, the same time.

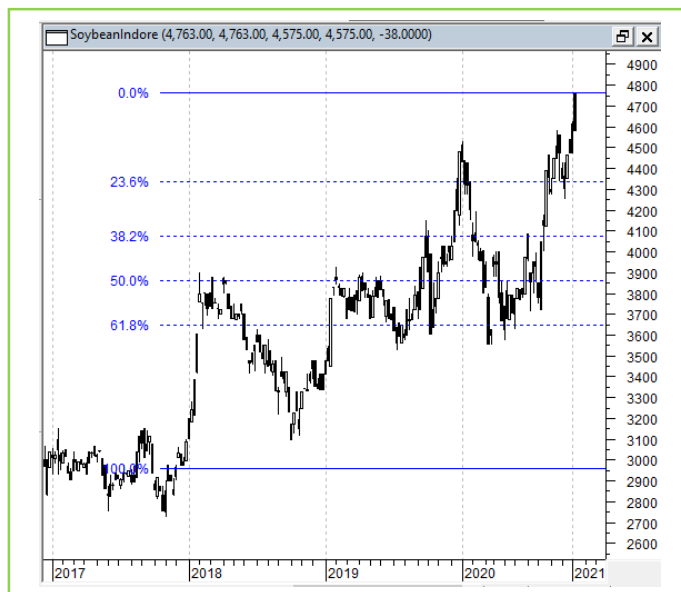
The poultry sector consumes 60% of the soymeal in India and there are no takers for it leading around half of the processing units being shut.

Technical Analysis:

NCDEX Soybean Futures



Soybean Spot, Indore



*Note: Daily Chart

Support & Resistance NCDEX Soybean – Feb. contract

S1	S2	PCP	R1	R2
4300	4200	4626	4900	5000

- Soybean took correction, on selling pressure in the market.
- Prices closed above 18-day EMA.
- RSI and stochastic are easing in the neutral zone.
- MACD is rising in the positive territory.
- The prices are expected to feature gains in the coming week.
- Trade Recommendation (NCDEX Soybean – Feb.) Week: **BUY** Above 4620. Levels: T1 – 4720; T2- 4800, SL - 4650.

Rapeseed - Mustard Seed

Rapeseed-mustard extended the rally on improved local winter mustard oil demand and continued rapeseed meal export sales from India.

The seed prices edged-up by +5% compared to the previous week indicating the underlying bullish sentiments. This is despite expectation of bigger seed harvest for the new season.

In the latest official rabi oilseeds planting report dated 08 January 2021, by the Ministry of Agriculture, the rapeseed-mustard sowing is reported up by 7% at 72.98 lha compared to 68.15 lha during the corresponding period last year.

The recent rains in the north Indian states will be beneficial for the standing rapeseed-mustard crop which is at the development stage, some growing pockets in the North India have received a good, beneficial, rain.

We expect the final acreage under the seed to increase by 8-9% to around 75 lakh hectares, this season from 69 lakh hectares last year.

India has been not importing rape oil (canola) since last several months on higher domestic crushing and comfortable mustard oil stock. We expect, India will not import the rapese oil in coming months too.

India's exports for rapeseed meal during April-November 2020 was up 312% at 50,089 metric tonnes compared to 12,157 metric tonnes during the same period previous marketing season.

However, India's export of rapeseed meal in November'20 is reported at 45,050 metric tonnes against last year 73,235 metric tonnes during the same period i.e. down by -45%.

HAFED, official spokesperson said the High Commissioner of Malawi assured that mutual cooperation between the country and Hafed for the export of rice and mustard oil would materialize in the near future.

NAFED and HAFED have been gradually disposing rapeseed-mustard. The Nafed has sold about 11.5 lakh tonnes of old and new stocks while Hafed has offloaded around 4.5 lakh tonnes of the seed of the total 5.30 lakh tonnes procured by the agency this year.

The all India rapeseed-mustard arrivals improved week-on-week and were reported at 4.30 lakh bags during the week compared to around 3.35 lakh bags, previous week. The supplies for the same were 7.1 lakh bags during the corresponding period last year.

RM seed prices edged up by +5% to the weekly average of Rs 6,488 a quintal from Rs 6,197 a quintal previous week and Rs 4,802 a quintal during the corresponding period last year in Jaipur.

The rapeseed-mustard meal too posted gains by +5% to the weekly average price of Rs. 2,601/qlt compared to the the weekly average price of Rs. 2,470/qlt previous week.

At NCDEX futures, the February contract of rapeseed-mustard surged to 6,153/Qtl compared to 5,807/Qtl previous week.

Previous Updates

The Solvent Extractors' Association (SEA) of India has urged the government to include rational provision in ASEAN agreement to restrict or regulate the imposition of export duty by the palm oil exporting countries. SEA feels that this will ensure a level-playing field for both the countries that export and import palm oil.

In a letter to its members, Atul Chaturvedi, President of SEA, said that there is always a bound rate for imposing highest export duty on palm oil and products imported by India under ASEAN agreement and Comprehensive Economic Cooperation Agreement with Malaysia.

He said the palm oil exporting countries seem to be free to impose export duty and levy as agreements overlook this issue. Indonesia has imposed US \$33 as export duty plus \$180 as a biodiesel levy making crude palm oil (CPO) expensive. Following this, India is compelled to pay high price for the same.

To support their local industry, that country has kept export duty and levy low on finished goods such as RBD palmolein.

Mr. Chaturvedi said, "Indirectly, India is subsidising their export duty and levy. Also, Malaysia is likely to impose 8 per cent export duty on export of CPO in early 2021.

Higher palm oil imports by India has always hit the domestic mustard oil demand and the rapeseed-mustard crush margins.

The Food Safety and Standards Authority of India (FSSAI) has withdrawn the order prohibiting blending of mustard oil.

The food regulator had until now allowed 20% blending in mustard oil under the standards for blended edible oil under FSS (Food Product Standards and Food Additives) Regulations. The decision to withdraw the September order was taken after stakeholders made a representation to the authority.

Director, Indian Council of Agricultural Research – Directorate of Rapeseed Mustard Research, expects productivity of the rapeseed-mustard to improve in 2020-21 from last year's level of 1.42-1.48 tonnes per ha, on adequate soil moisture and better package of practices.

The MSP for rapeseed-mustard has been increased in line with the recommendations of Swaminathan Commission to Rs. 4,650 per quintal for marketing season 2021-22 from Rs. 4,425 per quintal in 2020-21 an increase of Rs. 225 a quintal.

India had imported rapeseed oil (canola) of about 20,801 metric tonnes in August for the first time in last four months.

The total procurement of rapeseed-mustard by Nafed under PSS in 2020/21 from major seed producing states (Uttar Pradesh, Rajasthan, Gujarat, Haryana and Madhya Pradesh) stands at 8,03,853.33 metric tonnes with a total value of Rs. 3,55,705.10 Lakh and the total number of farmers benefiting from the scheme so far stands at 3,18,540.

Total procurement of the seed by Hafed in 2020/21 stands at 5,30,000 metric tonnes.

Agriwatch has projected India's MY 2020/21 rapeseed production at 7.2 million tonnes while Solvent Extractors of India has estimated the seed production at 7.7 million tonnes.

Favorable weather have raised 2020/21 Australia rapeseed outturn by above 2% to 3.4 from 3.0 million tons earlier.

Strategie Grains expects the planted area for the 2021 rapeseed crop in the European and Britain down compared with the current year harvest.

The farmers in Europe once again faced dry planting conditions during the late-summer sowing window for rapeseed, mainly in France.

Strategie Grains has kept this year's weather-hit rapeseed outturn for EU plus Britain unchanged at 17.1 million tonnes, slightly below 17.3 million tonnes estimated for 2019.

The consultancy has estimated EU and Britain rapeseed 2020-21 import to record 6.3 million tonnes, after estimating 6.2 million tonnes a month ago. EU had imported 6.0 million tonnes of rapeseed in 2019/20 season.

Outlook: *The rapeseed-mustard is expected to stay strong and feature range-bound movement with weak bias, as the stockists and the solvent extractors refrained from aggressive buying after mustard oil demand witnessed gradual fall followed by steep rise in the prices in the cash market.*

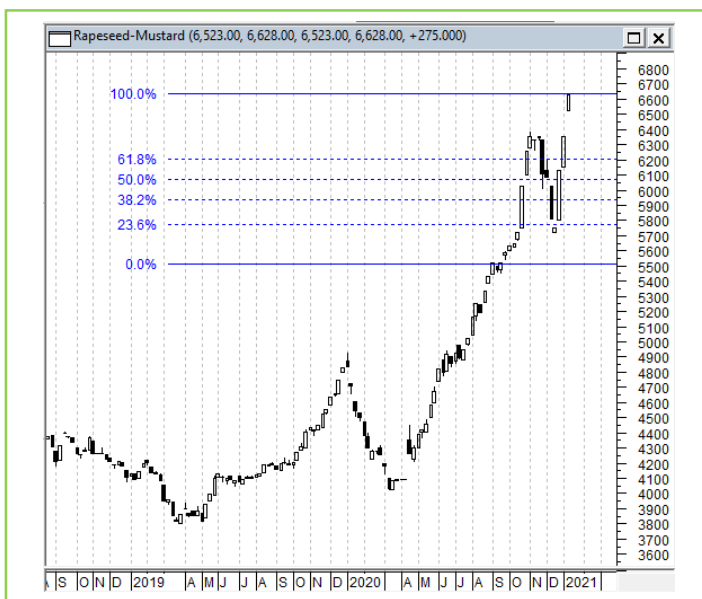
Technical Analysis:

NCDEX RM Seed Futures



*Note: Daily Chart

RM Seed Spot, Jaipur



Support & Resistance NCDEX RM Seed – Feb. contract

S1	S2	PCP	R1	R2
5800	5700	6153	6400	6500

- RM seed extended the rally on good buying support, during the week.
- Prices closed above 18-day EMA.
- RSI and stochastic are rising in the neutral zone.
- MACD is rising in the positive territory.
- The prices are expected to feature gains during the week.
- Trade Recommendation (NCDEX Rapeseed-Mustard – Feb.) Week: **BUY** Above 6150. Levels: Target – 6250; T2- 6300, SL – 6090.

Annexure

Soy DOC Rates at Different Centers			
Centres	Ex-factory rates (Rs/ton)		
	07-Jan-21	01-Jan-21	Parity To
Indore - 45%, Jute Bag	33500	33200	Gujarat, MP
Kota - 45%, PP Bag	34500	34200	Rajasthan, Del, Punjab, Haryana
Dhulia/Jalna - 45%, PP Bag	36000	35200	Mumbai, Maharashtra
Nagpur - 45%, PP Bag	34800	34800	Chattisgarh, Orissa, Bihar, Bangladesh, AP, Kar, TN
Nanded	35000	34500	Andhra, AP, Kar ,TN
Latur	36000	36500	-
Sangli	34500	34200	Local and South
Solapur	33600	33600	Local and South
Akola – 45%, PP Bag	34200	34200	Andhra, Chattisgarh, Orrisa,Jharkhand, WB
Hingoli	35000	34500	Andhra, Chattisgarh, Orrisa,Jharkhand, WB
Bundi	34300	34000	-

Soy DOC at Ports			
Centers	Port Price		
	06-Jan-21	01-Jan-21	Change
Kandla (FOR) (INR/MT)	37500	36800	700
Kandla (FAS) (USD/MT)	535	500	35
CNF Indonesia – Yellow SBM (USD/MT)	540	520	20

Rapeseed Meal	06-Jan-21	01-Jan-21	Change
FAS Kandla (USD/MT)	265	276	-11
FOR Kandla (Rs/MT)	18700	20000	-1300
FOR Mundra (Rs/MT)	20900	20300	600
CNF Indonesia (USD/MT)	340	325	15

International Soy DOC			
Argentina FOB USD/MT	06-Jan-21	01-Jan-21	Change
Soybean Pellets	516	510	6
Soybean Cake Flour	516	510	6
Soya Meal	509	497	12

Soy Expellers	509	497	12
---------------	-----	-----	----

Sunflower (DOC) Rates	Ex-factory rates (Rs/ton)		
Centers	07-Jan-21	01-Jan-21	Change
Adoni	25000	24500	500
Khamgaon	NA	0	-
Parli	NA	0	-
Latur	24500	24000	500

Groundnut Meal (Rs/MT)	07-Jan-21	01-Jan-21	Change
Basis 45%, Saurashtra	23500	23500	Unch
Basis 40%, Saurashtra	21000	21000	Unch
GN Cake, Gondal	24500	24500	Unch

Mustard DOC	07-Jan-21	01-Jan-21	Change
Jaipur (Plant delivery)	20300	19700	600
Kandla (FOR Rs/MT)	20800	20000	800

Mumbai Oil Meal Quotes:			
Rs/M.T.	07-Jan-21	01-Jan-21	Change
G.N. Extr (45%)	24000	24000	Unch
Kardi Extr	NA	0	-
Undec Cottonseed Exp	23500	22500	1000
Rice Bran Extr.	NA	0	-
Sunflower Extr.	25000	25000	Unch
Rapeseed Extr.	NA	0	-
Soymeal 48%	34957	33704	1253
Castor Extr.	4250	4200	50

MSP of Rabi Oilseeds for Marketing Season 2021-22- GOI

Sl. No	Crops	MSP for Rabi 2021-22	MSP for Rabi 2020-21	Increase in MSP (Absolute)
1	Rapeseed-mustard	4,650	4,425	225
2	Safflower	5,327	5,215	112

The Cabinet Committee on Economic Affairs (CCEA) chaired by the Hon'ble Prime Minister Shri Narendra Modi has approved the increase in the Minimum Support Prices (MSPs) for all mandated Rabi crops for marketing season 2021-22.

Government has increased the MSP of Rabi crops for marketing season 2021-22, to ensure remunerative prices to the growers for their produce. This increase in MSP is in line with the recommendations of Swaminathan Commission.

Among the Rabi oilseeds the MSP for rapeseed-mustard has been increased to Rs. 4,650 per quintal for marketing season 2021-22 from Rs. 4,425 per quintal in 2020-21 an increase of Rs. 225 a quintal.

The MSP of safflower to Rs. 5,327 a quintal from earlier Rs. 5,215 per quintal an increase of Rs 112 per quintal.

MSP of Kharif Oilseeds for Marketing Season 2020-21 - GOI

Sl. No	Crops	MSP for Kharif 2020-21	MSP for Kharif 2019-20	Increase in MSP (Absolute)
1	Groundnut	5275	5090	185
2	Sunflower seed	5885	5650	235
3	Soybean (yellow)	3880	3710	170
4	Sesamum	6855	6485	370
5	Nigerseed	6695	5940	755

The Cabinet Committee on Economic Affairs (CCEA) chaired by the Hon'ble Prime Minister Shri Narendra Modi has approved the increase in the Minimum Support Prices (MSPs) for all mandated Kharif crops for marketing season 2020-21.

Government has increased the MSP of Kharif crops for marketing season 2020-21, to ensure remunerative prices to the growers for their produce.

Among the Kharif oilseeds the MSP for groundnut has been increased to Rs. 5275 per quintal for marketing season 2020-21 from Rs.5090 per quintal in 2019-20 an increase of Rs.185 a quintal.

The MSP of sunflower to Rs. 5885 a quintal from earlier Rs. 5650 per quintal an increase of Rs 235 per quintal, Soybean-yellow to Rs. 3880 a quintal to Rs. 3710 per quintal last season, an increase of Rs. 170 a quintal, Sesamum to Rs. 6855 a quintal from 6485 earlier, an increase of Rs. 370 a quintal and the MSP of Nigerseed have been increased to Rs. 6695 a quintal from Rs. 5940 a quintal earlier, increase of Rs 755 per quintal.

Among all the Kharif crops, the highest increase in MSP is proposed for Nigerseed (Rs 755 per quintal) followed by Sesamum (Rs 370 per quintal), Urad (Rs 300 per quintal) and Cotton (long staple) (Rs 275 per quintal). The differential remuneration is aimed at encouraging crop diversification.

India's Oilseeds Production Seen at 25.73 Mn T vs 22.32 Mn in 1st Adv Est. for 2020-21- GOI

The 1st Advance Estimates of production of oilseeds for 2020-21 have been released by the Department of Agriculture, Cooperation and Farmers Welfare on 22nd September, 2020. The assessment of production of different crops is based on the feedback received from States and validated with information available from other sources.

The estimated production of major Kharif Oilseeds during 2020-21 is as under:

Kharif Oilseeds – 257.29 lakh tonnes in 2020-21 vs 223.16 lakh tonnes in 2019-20

- Groundnut – 95.35 lakh tonnes vs 83.67 lakh tonnes in the 4th Advance Estimate.
- Castorseed – 17.24 lakh tonnes vs 18.49 lakh tonnes
- Sesamum – 7.49 lakh tonnes vs 7.50 lakh tonnes
- Nigerseed – 0.63 lakh tonnes vs 0.42 lakh tonnes
- Soybean – 135.83 lakh tonnes vs 112.15 lakh tonnes
- Sunflower – 0.75 lakh tonnes vs 0.94 lakh tonnes.

The production estimates does not include the Rabi oilseeds' (rapeseed-mustard, safflower, rabi groundnut, rabi sunflower and Linseed) output estimates as its marketing season starts from February.

Sown Area – *Kharif* Oilseeds, India

In the last official Kharif oilseeds planting report by the Ministry of Agriculture, the total coverage area under Kharif oilseeds is reported at 197.18 lakh hectares, an increase by 9.8% from 179.63 lakh ha in the corresponding period of last year. Of the major oilseeds, soybean sowing is reported up by 6.4% at 121.24 lha compared to 113.95 lha during the corresponding period of last year, groundnut at 50.98 lha vs 39.48 lha, sesamum 14.14 lha vs 13.73 lha, castor seed at 7.92 lha vs 9.44 lha and niger at 1.67 lha vs 2.04 lha, during the same period last year. We feel country's final area under oilseeds to be above normal by 8-9% this season.

Area in Lakh Hectares

Crop	Normal Area (5 Year Avg.)	2020-21	2019-20	% Change
Groundnut	42.43	50.98	39.48	29.1
Soybean	111.49	121.24	113.95	6.4
Sunflower	1.84	1.23	0.99	24.2
Sesamum	14.13	14.14	13.73	3.0
Niger	2.41	1.67	2.04	-18.1
Castor	9.65	7.92	9.44	-16.1
Total Oilseeds	181.95	197.18	179.63	9.8

Source: MoA, GOI

Sown Area – *Rabi* Oilseeds, India 2019-20

In the final official Rabi oilseeds planting report, by the Ministry of Agriculture, the total coverage area under Rabi oilseeds is reported at 80.3 lakh hectares, slightly down 0.1% from 80.37 lakh ha in the corresponding period of last year. Of the major oilseeds, rapeseed-mustard sowing is reported down by 0.4% at 69.51 lha compared to 69.76 lha during the corresponding period of last year. Groundnut at 4.76 lha vs 4.59 lha, safflower at 0.63 lha vs 0.43 lha, sunflower at 1.04 lha vs 1.13 lha, sesamum 0.56 vs 0.71 and Linseed at 3.46 lha vs 3.44 lha during the same period last year.

Area in Lakh Hectares

Crop	Normal Area (5 Year Avg.)	2019-20	2018-19	% Change
Rapeseed/Mustard	60.48	69.51	69.76	-0.4
Groundnut	7.76	4.76	4.59	3.7
Safflower	1.41	0.63	0.43	46.5
Sunflower	2.96	1.04	1.13	-8.0
Sesamum	3.12	0.56	0.71	-21.1
Linseed	2.99	3.46	3.44	0.6
Others	0.14	0.34	0.31	9.7
Total Oilseeds	78.86	80.3	80.37	-0.1

Source: MoA, GOI

Disclaimer

The information and opinions contained in the document have been compiled from sources believed to be reliable. The company does not warrant its accuracy, completeness and correctness. Use of data and information contained in this report is at your own risk. This document is not, and should not be construed as, an offer to sell or solicitation to buy any commodities. This document may not be reproduced, distributed or published, in whole or in part, by any recipient hereof for any purpose without prior permission from the Company. IASL and its affiliates and/or their officers, directors and employees may have positions in any commodities mentioned in this document (or in any related investment) and may from time to time add to or dispose of any such commodities (or investment). Please see the detailed disclaimer at <http://www.agriwatch.com/Disclaimer.asp>
 © 2021 Indian Agribusiness Systems Pvt Ltd.