



Oil Meal Weekly Research Report

Contents

- ❖ Executive Summary
- ❖ Outlook – Cash Market
- ❖ Soybean – Domestic & International
- ❖ Soy meal
- ❖ Technical Analysis - Soybean
- ❖ Rapeseed - Mustard
- ❖ RM Seed Supply, Rajasthan
- ❖ Technical Analysis – RM Seed
- ❖ Annexure – Prices etc.

Executive Summary

The weekly average prices of Soybean Indore eased by 1.43% to Rs. 7,625/qtl. Prices traded in the range of Rs. 7,475-7,550/qtl. In upcoming week domestic soy prices may decline by 150-200 rupees/ qtl.

Indore Soymeal weekly average prices went up to Rs 60,250/MT as compared to last week's Rs.58,083/MT.

Week ended 1st April, FOB Argentina weekly average price went down by 2% to USD 539/ MT as compared to previous week's USD 550/MT. India's FAS Kandla soymeal price went marginally up by 0.8% at USD 841 MT as compared to USD 834.5/MT previous week. Soymeal FAS Kandla is still outpriced to FOB Argentina by USD 302/MT compared to previous week at USD 283/MT.

RM seed prices went marginally up by 0.8%, expected to trade rangebound with weak bias amid new crop arrivals. Out of the total arrivals about 65-70% of the RM seed is getting crushed. In upcoming week arrivals is likely to decline and may trade rangebound.

During the period, Mustard arrivals recorded down by 33% at 22.5 Lakh bags (85 Kg each) in Rajasthan as compared to previous week's at 33.5 Lakh bags. All india arrivals stood lower at 38.2 Lakh bags vs 60.5 Lakh bags previous week.

GOI has extened the period of stock limit, imposed on edible oils and oilseeds till 31st December, 2022 which was previously extended till 30th June 22 making difficult for traders to buy new stuff durin the season.

India's Soybean Production	2021-22	2020-21	% Change
Ministry of Agriculture	131.16	128.97	2%
Agriwatch	120	104.5	15%
USDA	119	104.5	14%

Fig. In Lakh tonnes

As per Agriwatch, India's 2020-21 Soybean production is estimated at 120 Lakh tonnes 15% up as compared to previous year. Whereas USDA and Government has estimated at 119 and 131.16 Lakh tonnes respectively.

Brazil'S Soybean Production (IN MMT)	March'22 Estimates	Feb'22 Estimates	% Change
USDA	127	134	-5%
CONAB	122.7	125.4	-2%

USDA in its March estimates, Brazil's 2021-22 Soybean production slashed by 5% to 127 MMT compared to 134 MMT previous month estimates. CONAB too slashed production by 2% to 122.7 MMT.

Argentina'S Soybean Production (IN MMT)	March'22 Estimates	Feb'22 Estimates	% Change
USDA	43.5	45	-3%
BAGE	40	40.5	-1%

USDA in its March estimates also slashed Argentina's 2021-22 Soybean production by 3% to 43.5 MMT compared to 45 MMT previous month estimates. Buenos Aires Grain Exchange, too slashed production by 1% to 40 MMT.

Outlook – Cash Market

Outlook - Soybean (Spot, Nagpur): In upcoming week, soybean prices are expected to trade range bound with weak bias on the back of correction in CBOT soybean. The prices (Indore, Plant basis) are expected to feature range bound movement in the price band of 7,300 – 7,600 level in the near term.

Outlook – Soy meal: Soy meal prices are likely to trade range bound. The soy meal prices (Indore) are likely to feature range-bound movement between Rs. 57,000 – 62,000 /MT.

Outlook - Rapeseed-Mustard (Spot, Jaipur basis): Rapeseed-mustard is expected to trade range bound with weak bias amid good demand from oil millers and heavy crop arrivals. The seed prices are likely to trade in the range between 6,700 – 7,200/Qtl. in the short-run.

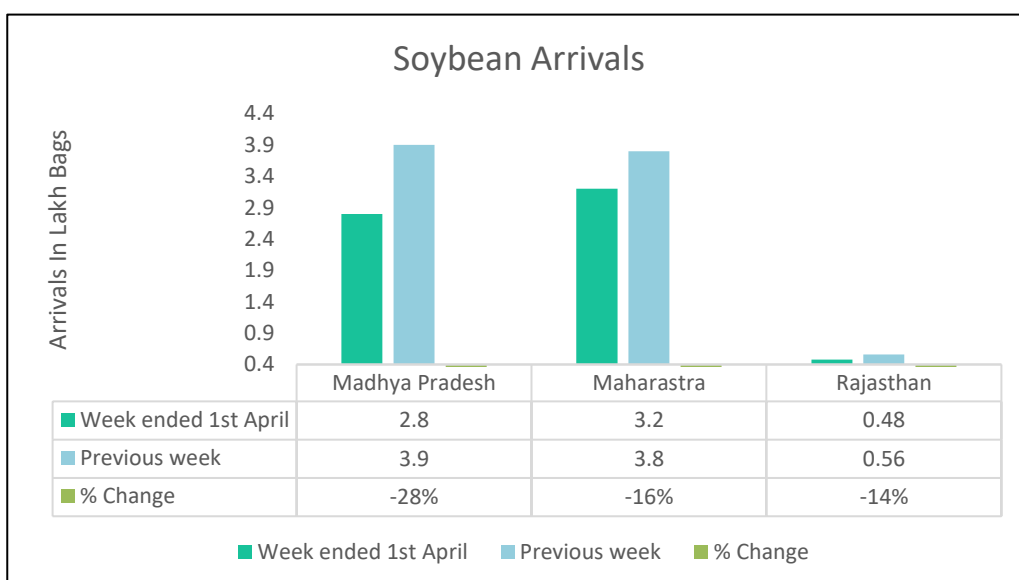
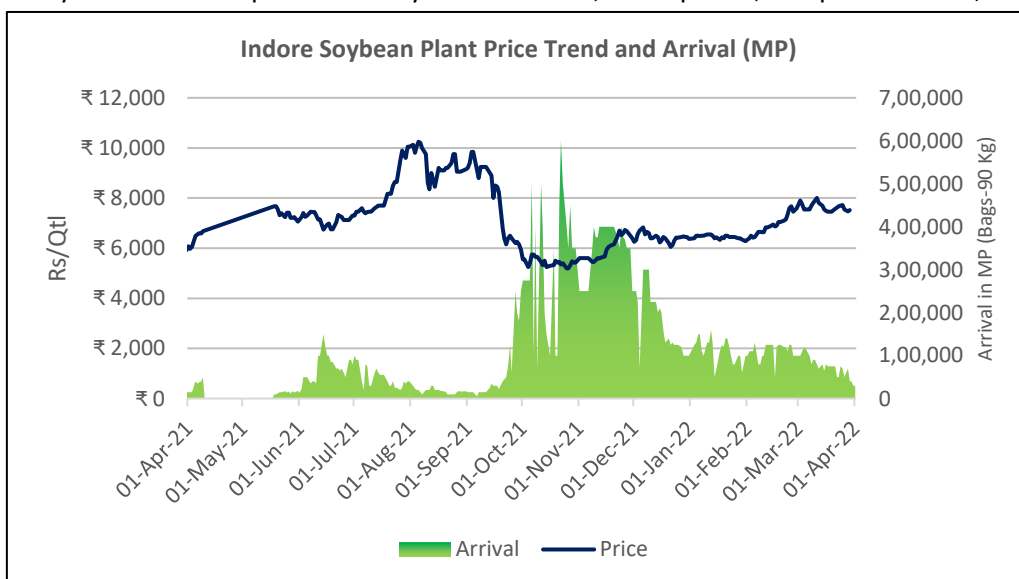
Soybean

This week, Soybean Indore plant weekly average prices went down by 1.43% on the back of weakness in CBOT Soybean during the week under review. 7800-8,000 level can be characterized as resistance level in near term. Tight crush margin continued. Upon low soymeal export demand, there is sluggish Soy demand by the crushers, arrivals has declined to seven months low. Farmers are still not releasing their holdings. Traders are more interested to buy Rabi crops such as mustard than Soybean at higher level, However stock limit is a hurdle to buy new stuff beyond 2000 Qtl.

The average weekly price of Soybean at Indore plant eased by 1.43% to Rs. 7,516 a quintal, compared to Rs.7,625 a week ago. The market made a low of Rs. 7,475 and high of Rs. 7,550 during the week. CBOT soybean dragged domestic prices lower and slumped by 7.46% on USDA 2022 Soy planting report.

This week, the total arrival in MP stood at 2.8 Lakh bags vs 3.90 Lakh bags last week. In Maharashtra arrivals stood at 3.2 Lakh bags Vs 3.8 Lakh bags last week and in Rajasthan the arrivals stood at 0.48 Lakh bags vs 0.56 Lakh bags previous week.

We expect 4-5 Lakh tonnes crushing in March while in Feb'22 SOPA reported 19% low crushing at 6.5 Lakh tonnes compared to 8 Lakh tonnes in Feb'21.



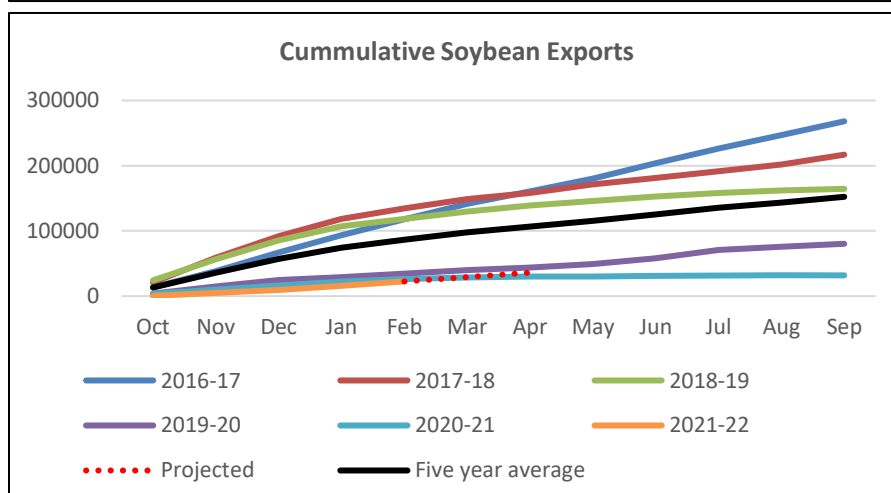
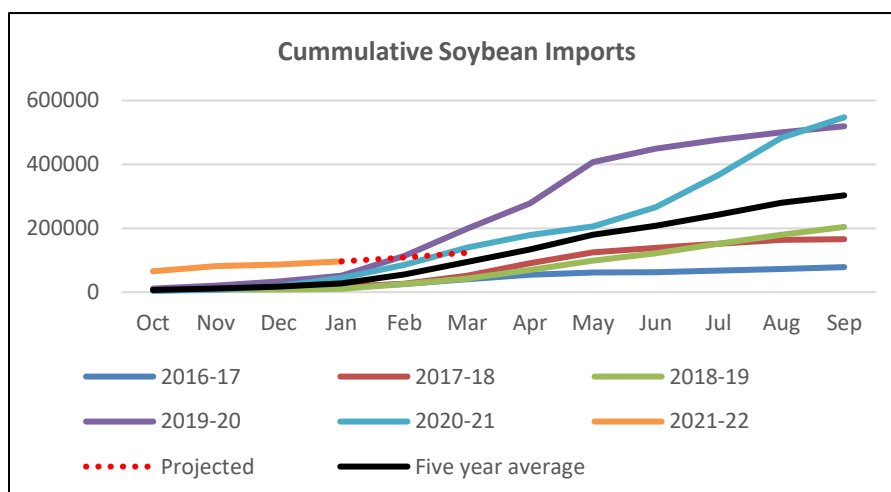
As per Agriwatch in 2021-22 100 Lakh tonnes crushing is estimated, which translates into 80 Lakh tonnes Soymeal and 18 Lakh tonnes Soy oil.

GOI has extended the period of stock limit, imposed on edible oils and oilseeds till 31st December, 2022 which was previously extended till 30th June 22. Exceptions have been given for exporters and importers. The quantity specified are listed below:

Stock limit by Department of Food and Public Distribution, As on 3rd February, 2022					
Name of Essential Commodity	Retail	Wholesale	Bulk consumers (Big chain retailers shops)		Processor
			Retail outlets	Depot	
Edible Oil	30 Qtl	500 Qtl	30 Qtl	1000 Qtl	90 days of storage capacity
Edible Oilseeds	100 Quintals	2000 Quintals	-----		90 days production of edible oils, as per daily input production capacity

Stock limit was imposed to check skyrocketing edible oil and oilseed prices due to supply crunch in the country. However, there will not be much impact on soybean prices, as arrivals and crush demand is low.

According to data from Department of Commerce, India's cumulative soybean import increased by 114% in the Oct-Jan'22 to 96,469 tonnes compared to 44,978 tonnes during same period last year. Imports were higher in first two months of current season on less availability in the country. However, the exports were lower by 13% in Oct-Feb'22 to 22556 tonnes compared to previous year same period at



26030 tonnes. Upon outpriced India's Soybean in global markets exports is likely to remain weak.

International:

CBOT May Soybean slumped by 7.46% to \$ 15.82 a bushel for the week ending 01st April after hitting one month low on USDA planting report.

According to USDA planting report, in 2022 Soybean growers intend to plant a record 90.96 million acres in 2022, up 4 percent from last year. The report also pushed China's soymeal prices lower. Domestic soybean prices may also decline by 150-200 Rupees in near term.



USA 2022 Planting intension	2021	% Change
90.96	87.2	4%
Source: USDA (In Million Acres)		

Brazilian soybean farmers have expanded their soybean acreage for 15 years in a row, but to Russia Ukraine conflict, Fertilizer prices are soaring, which may slow Soy expansion in Brazil in 2022-23 and global supply may remain tight.

According to AgResource, 2021/22 Brazil Soybeans 77% harvested, up 6% For the week.

According to Buenos Aires grains exchange, early frosts in Argentina's farming belt could cause further losses to soybeans for the maturing crop while production is already hit hard by drought earlier this year.

Technical Analysis

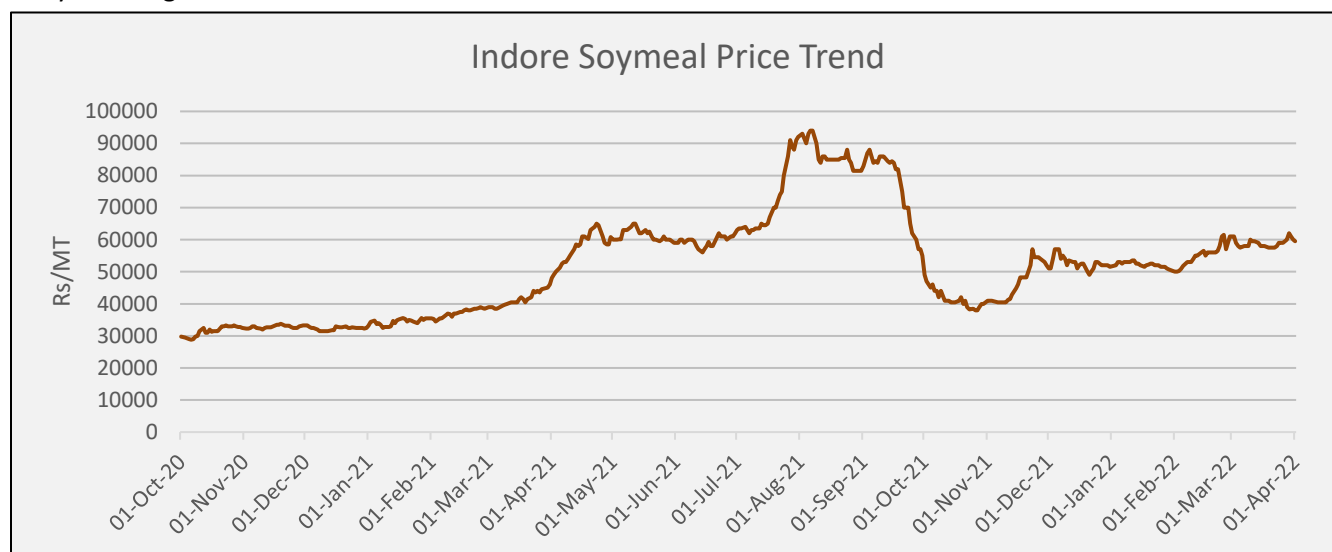
(Based on Indore Mandi prices)



Soybean Price Outlook for coming week: Soybean is currently trading at Rs. 7375/qtl. Upon bearish USA 2022 Soybean planting report, in upcoming week Indore Soybean prices may ease by 150-200 and may trade in the range of Rs. 7,200-7,500/Qtl.

Soymeal

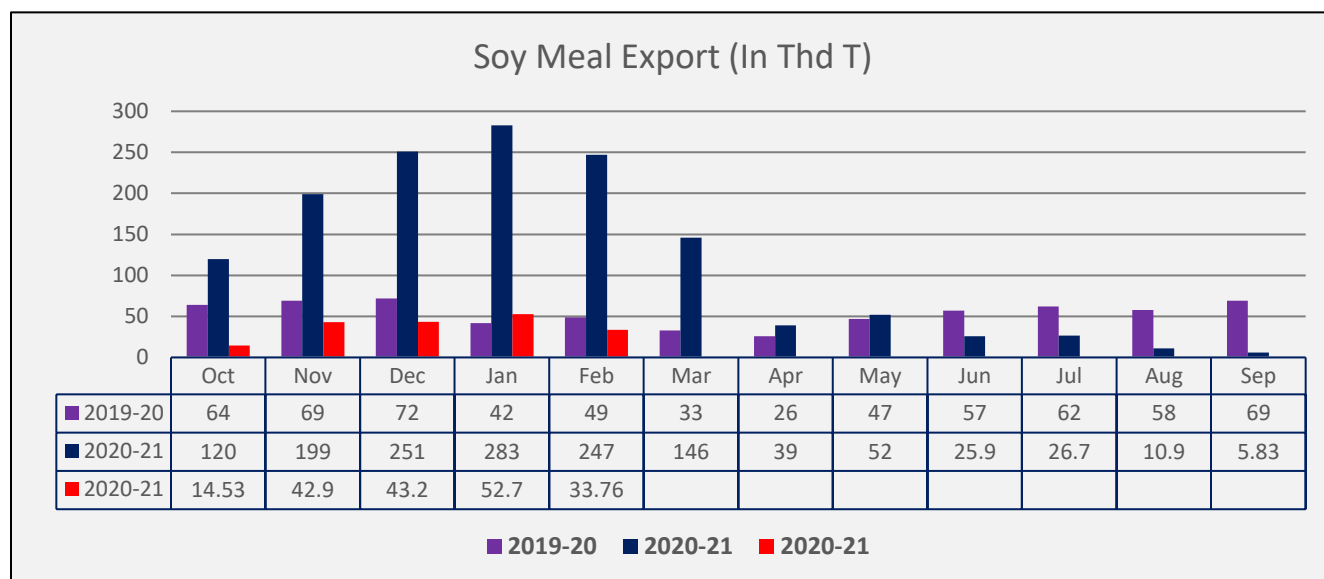
Indore Soymeal prices are still trading 19% up YOY and 2.6% up MoM. High Soymeal prices has kept poultry industry under pressure and exporters are also not getting good export demand, as a result there is low domestic Soy crushing.



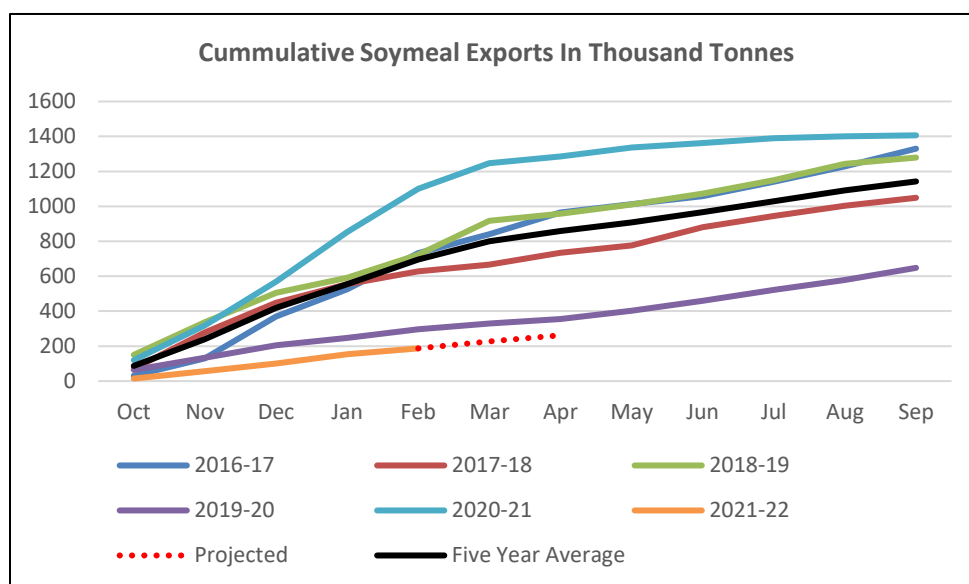
The weekly average prices of soymeal went up by 3.7% at Rs 60,250/MT as compared to last week at Rs 58,083/MT. Overall the prices quoted between Rs 59,000 – 62,000/MT throughout the week.

At Latur, the weekly average prices went up to Rs. 63,000/MT compared to Rs. 62,000/MT a week ago. In Nanded too it went down to Rs. 62,833/MT compared to Rs. 61,416/MT a week ago. In Kota the meal prices were down to Rs. 64,450/MT compared to Rs. 62,916/MT previous week.

Week ended 1st April, FOB Argentina weekly average price went down by 2% to USD 539/ MT as compared to previous week's USD 550/MT. India's FAS Kandla soymeal price went marginally up by 0.8% at USD 841 MT as compared to USD 834.5/MT previous week. Soymeal FAS Kandla is still outpriced to FOB Argentina by USD 302/MT compared to previous week at USD 283/MT. Usually, FAS Kandla trades slightly higher than other GM soymeal but price difference between Indian soymeal and Argentina soymeal soared to \$743 in Aug'21 and USD 670 in Sept'21. India's Soymeal export is likely to remain weak for the next few months due to non-competitive prices in global markets.



According to Solvent Extractor Association of India, country's February'2022 Soy meal exports declined by 86% to 33,760 metric tonnes compared to 2,47,085 metric tonnes in the same period last year. Further, the Soy meal shipments too declined by 75% to 3,48,868 metric tonnes in aggregate, during the months of April-Feb of Financial Year 2021-22 compared to 14,18,454



metric tonnes during the corresponding period last year. Export remained lower because of higher prices. Additionally, lower crushing of soybean also pushing higher import of crude Soybean oil in India. We expect low export in Upcoming month too and Soy meal export in 2021-22 is expected at 5-8 Lakh tonnes.

Additionally, export of oilmeals for the month of Feb'2022 provisionally reported at 1,87,320 tonnes compared to 3,97,517 tonnes last year same period i.e. down by 53%. The overall export of oilmeals during April – Feb'2022 is reported at 21,31,360 tonnes compared to 33,66,633 tonnes i.e. down by 37%.

According to USDA March'22 report, 2021-22 soy meal production is estimated higher at 8.16 million tonnes Vs 8 MMT previous month and 7.6 million tonnes last year estimates. However, ending stocks is estimated higher

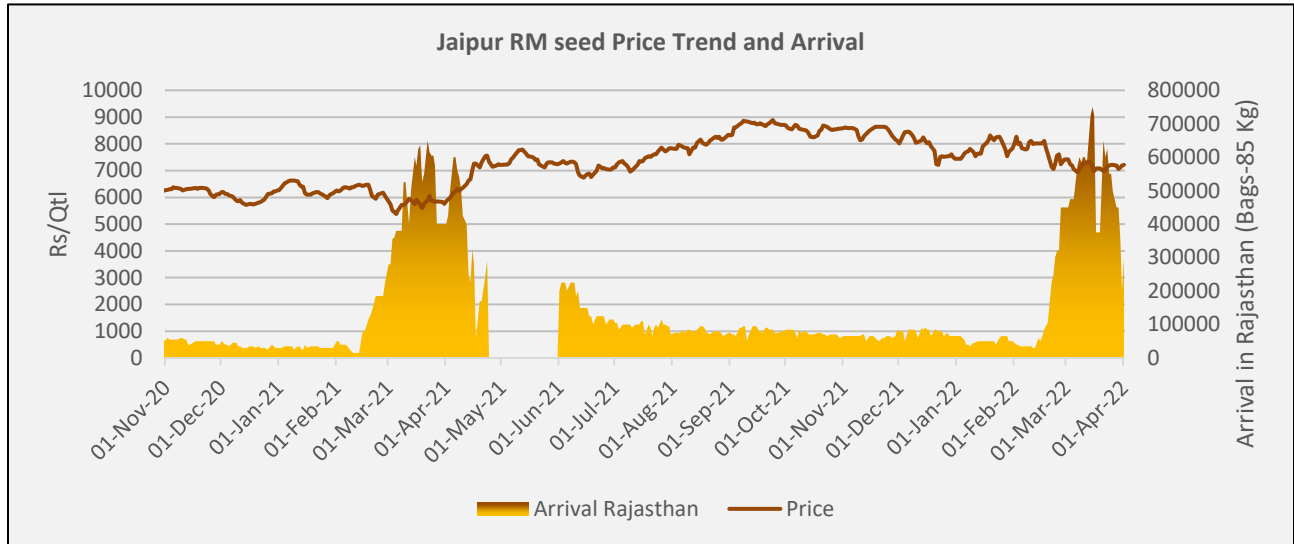
at 6.27 Lakh tonnes Vs last year it was estimated at 3.82 Lakh tonnes. Agriwatch estimates, 2021-22 Soy production higher at 12 MMT as compared to 10.5 MMT previous year.

Soymeal Price Outlook for coming week: Soybean meal prices are expected to continue trade range bound with in the range of 57,000-62,000/ MT amid tight crush margin and weak export demand. 62,000 is near term resistance which is 50 Days moving average and 57,000 is near term support.

Rapeseed - Mustard Seed

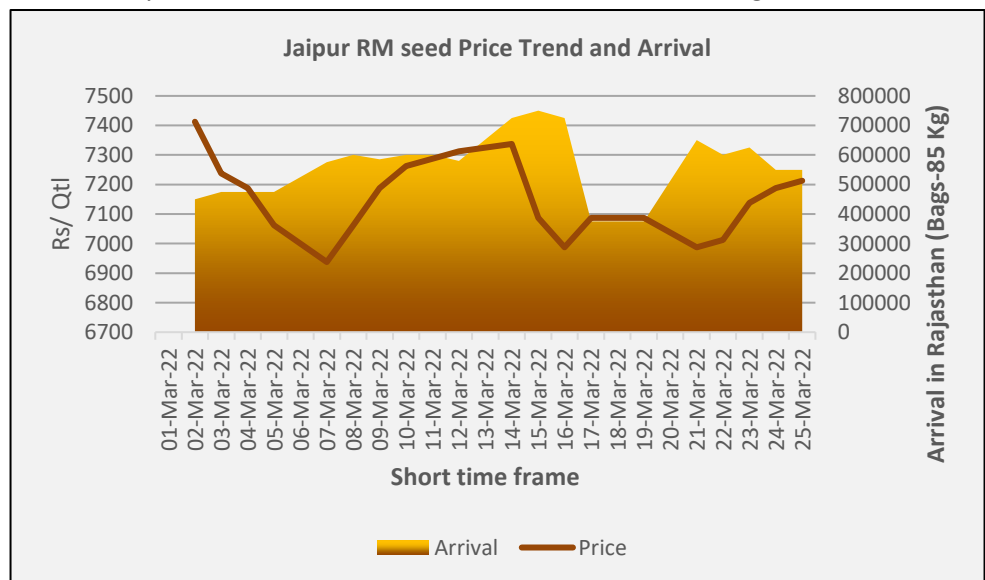
Currently RM seed harvesting is at full swing, arrivals has almost peaked, major new stuff were bought by the Oil millers, as they can buy for 90 days of their capacity. However, traders are facing difficulty because of stock limit and are seeking for stock limit removal. As of now RM seed is trading 19.5% YoY despite stock limit.

In upcoming week arrivals is likely to continue decline and RM seed prices may trade range bound.



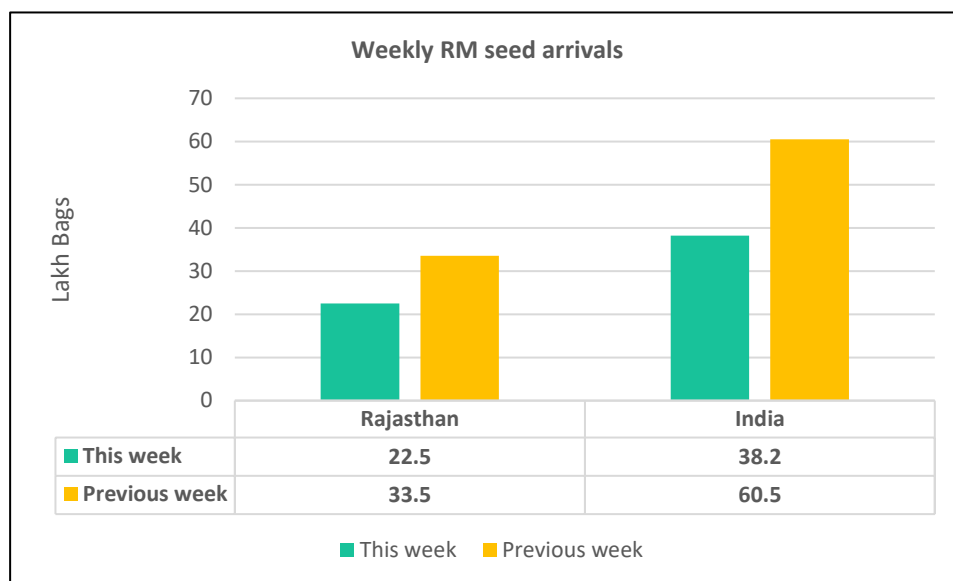
Rapeseed Mustard weekly average prices went marginally up by 0.8% to Rs.7,163/Qtl, as compared to Rs 7,104 /Qtl last week. The market made a low of Rs 7,063 and high of Rs 7,213 a quintal during the week. In Sri Ganganagar, the weekly average prices of Rapeseed oilcake went down by 1.02% and traded at Rs 2,912/Qtl from previous week at Rs. 2,942/qtl. There is good domestic and export demand of Rapeseed meal.

Amid Russia Ukraine conflict, India may face 25% or 4-6 lakh tonnes sunflower oil shortage, around 70% crude sunflower oil is imported from Ukraine and 20% from Russia. Refined sunflower oil constitutes 10% of the countries total consumption of 230-240 Lakh tonnes of edible oil annually and around 60% of demand is met from imports. However, Mustard oil is expected to fill the gap, as this season



Mustard oil production is estimated up by 27% at 43.6 Lakh tonnes as compared to previous year at 36.4 Lakh tonnes.

As arrivals has peaked, this week in Rajasthan, total mustard arrivals went down by 33% at 22.5 Lakh bags as compared to previous week's 33.5 Lakh bags. All India arrivals stood at 38.2 Lakh bags Vs 60.5 Lakh bags previous week. Oil mills are running at full pace, so far 65-70% get crushed.



In March'22 all India arrivals recorded higher by 22% where as in Rajasthan arrivals were up by 10%.

As per Agriwatch estimates, the production is expected to be 107.1 Lakh tonnes, which is all time high production.

Rajasthan's mustard crop production estimated at 45.1

March RM seed Arrivals in Bags (85 Kg Each)			
	Mar-22	Mar-21	% Change
All India	24920000	20485000	22%
Rajasthan	13290000	12125000	10%
Baran	885000	506500	75%
Newai	389000	497000	-22%
Alwar	300000	308000	-3%
Dabra	261000	84000	211%
Sri ganganagar	204150	60000	240%
Morena	111000	187500	-41%
Bhind	72000	66000	9%
Haathras	44650	30550	46%
Hapur	4950	17100	-71%

Lakh tonnes, Madhya Pradesh at 11.7 Lakh tonnes, Uttar pradesh at 14.10 Lakh tonnes. It is estimated that 102.5 Lakh tonnes will be crushed, which would translate into 43.05 Lakh tonnes oil and 59.45 Lakh tonnes RM seed DOC production.

According to USDA in its March'22 reports India's 2021-22 RM seed production estimated at 108 Lakh tonnes as compared to last year estimates at 85 Lakh tonnes, crushing estimated at 96.50 Lakh tonnes as compared to 75 Lakh tonnes previous year.

As per 2nd Advance Estimates, released by the Department of Agriculture and Farmers Welfare, the estimated production of RM seed during 2021-22 is 114.59 Lakh tonnes vs 102.1 Lakh tonnes last year.

Trade body Central Organization for Oil Industry and Trade (COOIT) has estimated Mustard Rabi 2022 crop at 113 Lakh tonnes marginally up from 110 Lakh tonnes last month, total production includes taramira too. COOIT has estimated mustard crop production in Rajasthan at 51 Lakh tonnes, 17 Lakh tonnes in Uttar Pradesh, 12.5 Lakh tonnes in Madhya Pradesh.

According to Solvent extractor association of India, India's exports for rapeseed meal during April-Feb'2022 was down 25% at 7,72,423 metric tonnes compared to 10,28,745 metric tonnes during the same period previous year.

The export of rapeseed meal in Feb'22 is reported at 42,666 metric tonnes against 37,790 metric tonnes during the last year same period i.e. up by 13%.

According to GOI, as on 04th Feb'22, All India Mustard sowing is up by 25.3% at 91.63 Lakh Ha compared with 73.12 Lakh Ha last year.

International

According to Agriculture and Agri-Food Canada's (AAFC) For 2021-22, canola supplies have tightened as compared to last year, declining 37% to 14.5 MMT, due to a 49% drop in carry-in stocks and 35% lower production following last summer's drought-reduced production in Canada.

Moreover, tight supplies and strong demand in Canada is underpinning record high prices. Canola crushing is estimated down by 18% from last year to 8.5 MMT, by comparison exports are expected to fall by 49%, to 5.4 MMT, due to the tight supplies.

Global rapeseed production is revised upwards to 71.11 MMT in USDA's March report from 70.6 MMT in previous report, whereas, on y-o-y comparison it is at downward compared to the 73.16 MMT last year. Global rapeseed oil production is also revised in latest report to 28.30 MMT compared to previous estimate of 28.27 MMT in February while, on y-o-y comparison it is lower compared to 29.16 MMT last year. Production is down for the year due to prolonged heat stress in Canada, whereas upward monthly revision in oil and oilseed is due to record production in India.

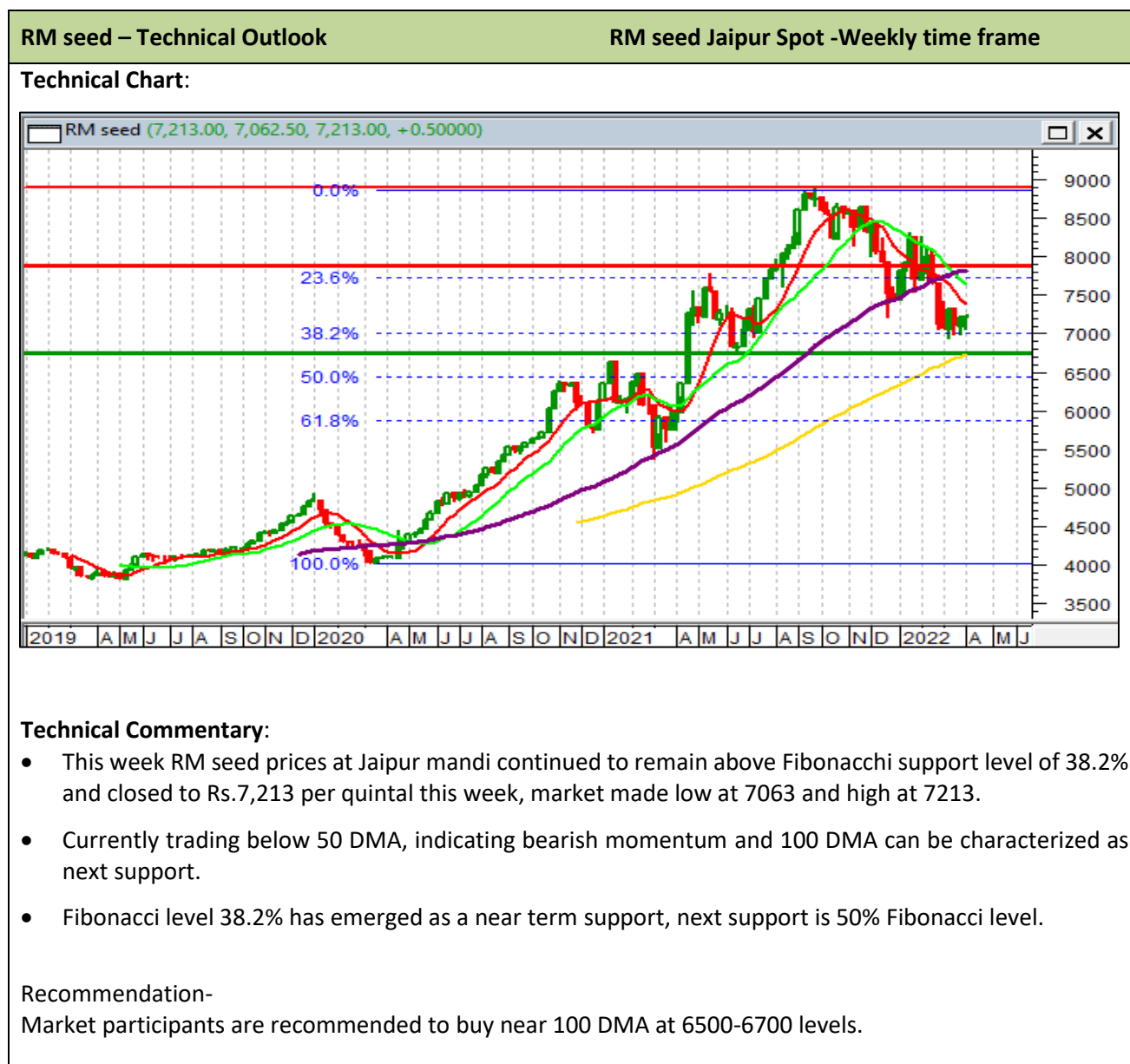
USDA in its March'22 report, estimated Canada canola production estimated at 12.6 MMT Vs 19.48 MMT previous year, China at 14 MMT Vs 14 MMT last year, EU at 17.15 MMT Vs 16.2 MMT previous year.

According to USDA March'22 report, Canada canola exports estimated down to 5.3 MMT Vs 10.51 MMT last year.

Lower canola production in Canada has disrupted exports and major importers likely turn to Australia to offset displaced imports.

Technical Analysis

(Based on Jaipur Mandi prices)



RM seed Price Outlook for coming week: RM Seed is expected to trade range bound in the range of 6700-7200 with weak bias amid strong demand by millers and new crop arrivals.

Annexure

Soy DOC Rates at Different Centers				
Centres	Ex-factory rates (Rs/ton)			Parity To
	01-Apr-22	26-Mar-22	Change	
Indore - 45%, Jute Bag	59500	59000	500	Gujarat, MP
Kota - 45%, PP Bag	64100	62000	2100	Rajasthan, Del, Punjab, Haryana
Dhulia/Jalna - 45%, PP Bag	63000	62000	1000	Mumbai, Maharashtra
Nagpur - 45%, PP Bag	61500	61000	500	Chattisgarh, Orissa, Bihar, Bangladesh, AP, Kar, TN
Nanded	62500	63000	-500	Andhra, AP, Kar ,TN
Latur	65000	61000	4000	-
Sangli	59000	58000	1000	Local and South
Solapur	58500	58500	Unch	Local and South
Akola – 45%, PP Bag	61000	60000	1000	Andhra, Chattisgarh, Orrisa,Jharkhand, WB
Hingoli	63000	62500	500	Andhra, Chattisgarh, Orrisa,Jharkhand, WB
Bundi	63900	61800	2100	-

Soy DOC at Ports			
Centers	Port Price		
	01-Apr-22	26-Mar-22	Change
Kandla (FOR) (INR/MT)	63000	63000	Unch
Kandla (FAS) (USD/MT)	840	840	Unch
CNF Indonesia – Yellow SBM (USD/MT)	-	-	-

Rapeseed Meal	01-Apr-22	26-Mar-22	Change
FAS Kandla (USD/MT)	330	322	8
FOR Kandla (Rs/MT)	24000	23800	200
FOR Mundra (Rs/MT)	-	-	-
CNF Indonesia (USD/MT)	365	384	-19

International Soy DOC			
Argentina FOB USD/MT	01-Apr-22	26-Mar-22	Change
Soybean Pellets	511	552	-41
Soybean Cake Flour	511	552	-41
Soya Meal	-	-	-
Soy Expellers	-	-	-

Sunflower (DOC) Rates	Ex-factory rates (Rs/ton)		
Centers	01-Apr-22	26-Mar-22	Change
Adoni	40000	35000	5000
Khamgaon	-	-	-
Parli	-	-	-
Latur	39000	34000	5000

Groundnut Meal (Rs/MT)	01-Apr-22	26-Mar-22	Change
Basis 45%, Saurashtra	40000	40000	Unch
Basis 40%, Saurashtra	36000	36000	Unch
GN Cake, Gondal	41000	41000	Unch

Mustard DOC	01-Apr-22	26-Mar-22	Change
Jaipur (Plant delivery)	23500	23000	500
Kandla (FOR Rs/MT)	24000	24000	Unch

Mumbai Oil Meal Quotes:			
Rs/M.T.	01-Apr-22	26-Mar-22	Change
G.N. Extr (45%)	41000	41000	Unch
Kardi Extr	NA	0	-
Undec Cottonseed Exp	37000	37500	-500
Rice Bran Extr.	-	-	-
Sunflower Extr.	29000	29000	Unch
Rapeseed Extr.	-	-	-
Soymeal 48%	63130	62609	521
Castor Extr.	10150	11350	-1200

MSP of Rabi Oilseeds for Marketing Season 2022-23- GOI

Sl. No	Crops	MSP for Rabi 2022-23	MSP for Rabi 2021-22	Increase in MSP (Absolute)
1	Rapeseed-mustard	5050	4,650	400
2	Safflower	5441	5,327	114

The Cabinet Committee on Economic Affairs (CCEA) chaired by the Hon'ble Prime Minister Shri Narendra Modi has approved the increase in the Minimum Support Prices (MSPs) for all mandated Rabi crops for marketing season 2022-23.

Government has increased the MSP of Rabi crops for marketing season 2022-23, to ensure remunerative prices to the growers for their produce. This increase in MSP is in line with the recommendations of Swaminathan Commission.

Among the Rabi oilseeds the MSP for rapeseed-mustard has been increased to Rs. 5,050 per quintal for marketing season 2022-23 from Rs. 4,650 per quintal in 2021-22 an increase of Rs. 400 a quintal.

The MSP of safflower to Rs. 5,441 a quintal from earlier Rs. 5,321 per quintal an increase of Rs 114 per quintal.

MSP of Kharif Oilseeds for Marketing Season 2021-22 - GOI

Sl. No	Crops	MSP for Kharif 2021-22	MSP for Kharif 2020-21	Increase in MSP (Absolute)
1	Groundnut	5550	5275	275
2	Sunflower seed	6015	5885	130
3	Soybean (yellow)	3950	3880	70
4	Sesamum	7307	6855	452
5	Nigerseed	6930	6695	235

The Cabinet Committee on Economic Affairs (CCEA) chaired by the Hon'ble Prime Minister Shri Narendra Modi has approved the increase in the Minimum Support Prices (MSPs) for all mandated Kharif crops for marketing season 2021-22.

Government has increased the MSP of Kharif crops for marketing season 2020-21, to ensure remunerative prices to the growers for their produce.

Among the Kharif oilseeds the MSP for groundnut has been increased to Rs. 5500 per quintal for marketing season 2020-21 from Rs.5275 per quintal in 2019-20 an increase of Rs.275 a quintal.

The MSP of sunflower to Rs. 6015 a quintal from earlier Rs. 5885 per quintal an increase of Rs 130 per quintal, Soybean-yellow to Rs. 3950 a quintal to Rs. 3880 per quintal last season, an increase of Rs. 70 a quintal, Sesamum to Rs. 7307 a quintal from 6855 earlier, an increase of Rs. 452 a quintal and the MSP of Nigerseed have been increased to Rs. 6930 a quintal from Rs. 6695 a quintal earlier, increase of Rs 235 per quintal.

Among all the Kharif crops, the highest increase in MSP is proposed for sesamum (Rs 452 per quintal) followed by Tur (Rs 300 per quintal) and Urad (Rs 300 per quintal). The differential remuneration is aimed at encouraging crop diversification.

India's soybean and Groundnut production seen higher in 1st Adv Est. for 2021-22-

The 1st Advance Estimates of production of soybean and groundnut for 2021-22 have been released by the Department of Agriculture, Cooperation and Farmers Welfare on 21st September, 2021. The assessment of production of different crops is based on the feedback received from States and validated with information available from other sources.

- Soyabean – 12.72 million tonnes vs 11.2 million tons last year.
- Groundnut – 8.25 million tonnes vs 8.55 million tons last year.

Total kharif oilseeds production in the country during 2021-22 is estimated at 23.39 million tonnes which is higher by 2.96 million tonnes than the average oilseeds production of 20.42 million tonnes.

India's Oilseeds Production Seen at 361.0 Lakh Tonnes vs 365.7 Lakh Tonnes in 4th Adv Est. for 2020-21- GOI

The 4th Advance Estimates of production of oilseeds for 2020-21 have been released by the Department of Agriculture, Cooperation and Farmers Welfare on 11th Aug, 2021. The assessment of production of different crops is based on the feedback received from States and validated with information available from other sources.

The revised estimated production of major Oilseeds during 2020-21 is as under:

Total Oilseeds production in the country during 2020-21 is estimated at record 36.10 million tonnes which is higher by 2.88 million tonnes than the production during 2019-20. Further, the production of oilseeds during 2020-21 is higher by 5.56 million tonnes than the average oilseeds production of 30.55 million tonnes.

- Groundnut – 102.1 Lakh tonnes vs 99.52 Lakh tonnes in 2019-20.
- Castorseed – 17.76 Lakh tonnes vs 18.42 Lakh tonnes
- Sesamum – 8.12 Lakh tonnes vs 6.58 Lakh tonnes
- Nigerseed – 0.41 Lakh tonnes vs 0.41 Lakh tonnes (No difference)
- Soybean – 129 Lakh tonnes vs 112.26 Lakh tonnes
- Sunflower – 2.24 Lakh tonnes vs 2.13 Lakh tonnes
- Rapeseed-mustard – 10.11 Lakh tonnes vs 91.24 Lakh tonnes
- Linseed – 1.40 Lakh tonnes vs 1.21 Lakh tonnes
- Safflower – 0.34 Lakh tonnes vs 0.44 Lakh tonnes.

Sown Area – Kharif Oilseeds, India 2021-22

In the latest official Kharif oilseeds planting report by the Ministry of Agriculture, the total coverage area under Kharif oilseeds is reported at 193.95 Lakh hectares, an decrease by 1.27% from 196.45. Lakh ha in the corresponding period of last year. Of the major oilseeds, soybean sowing is reported up by 0.47% at 121.77 lha compared to 121.20 lha during the corresponding period of last year, groundnut at 49.14 lha vs 50.98 lha, sesamum 13.31 lha vs 13.99 lha, castor seed at 6.96 lha vs 7.34 lha and niger at 1.13 lha vs 1.57 lha, during the same period last year. We feel country's final area under oilseeds to be above normal by 5-7% this season

As on 17th September'21

Area in Lakh Hectares

Source- GOI

	Normal Area	2019-20	2020-21	% Change
Groundnut	41.7	50.98	49.14	-3.60%
Soybean	112.88	121.2	121.77	0.47%
Sunflower	1.42	1.23	1.51	23.20%
Sesamum	13.13	13.99	13.31	-4.91%
Niger	1.95	1.57	1.13	-28.06%
Castor	8.95	7.34	6.96	-5.13%
Total Oilseeds	180.03	196.45	193.95	-1.27%

Sown Area – Rabi Oilseeds, India 2021-22

In the latest official rabi oilseeds planting report, by the Ministry of Agriculture, the total coverage area under rabi oilseeds is reported at 102.79 Lakh hectares, up 23% from 83.69 Lakh ha in the corresponding period of last year. Of the major oilseeds, rapeseed-mustard sowing is reported up by 25% at 91.63 lha compared to 73.12lha during the corresponding period of last year. Groundnut at 5.27 lha vs 5.18 lha, safflower at 0.76 lha vs 0.58 lha, sunflower at 1.19 lha vs 1.09 lha, linseed at 2.95 lha vs 2.80 lha.

Area in Lakh Hectares

<i>Crop</i>	<i>Normal Area (5 Year Avg.)</i>	<i>As on 04th Feb 2022</i>	<i>As on 04th Feb 2021</i>	<i>% Change</i>
Rapeseed/Mustard	61.55	91.63	73.12	25%
Groundnut	7.05	5.27	5.18	2%
Safflower	0.9	0.76	0.58	30%
Sunflower	1.86	1.19	1.09	10%
Linseed	2.53	2.95	2.80	6%
Others	0.04	0.10	0.09	11%
Total Oilseeds	73.9	102.79	83.69	23%

Source: MoA, GOI

Disclaimer

The information and opinions contained in the document have been compiled from sources believed to be reliable. The company does not warrant its accuracy, completeness and correctness. Use of data and information contained in this report is at your own risk. This document is not, and should not be construed as, an offer to sell or solicitation to buy any commodities. This document may not be reproduced, distributed or published, in whole or in part, by any recipient hereof for any purpose without prior permission from the Company. IASL and its affiliates and/or their officers, directors and employees may have positions in any commodities mentioned in this document (or in any related investment) and may from time to time add to or dispose of any such commodities (or investment). Please see the detailed disclaimer at <http://www.agriwatch.com/Disclaimer.asp>
© 2022 Indian Agribusiness Systems Limited