

Oil Meal Weekly Research Report

Contents

- ❖ Executive Summary
- ❖ Outlook – Cash Market
- ❖ Soybean – Domestic & International
- ❖ Soy meal
- ❖ Technical Analysis - Soybean
- ❖ Rapeseed - Mustard
- ❖ RM Seed Supply, Rajasthan
- ❖ Technical Analysis – RM Seed
- ❖ Annexure – Prices etc.

Executive Summary

The weekly average prices of Soybean Indore plant prices extended previous week loss and went down by 1.5% to INR 5,267/ Qtl. as compared to 5,346/qtl. previous week amid correction in oilseed complex and edible oil prices.

The weekly average prices of Indore soymeal too corrected and went down by 4% to INR 40,750/MT as compared to last week at INR 42,583/MT amid correction in oilseed complex and weak export demand.

During the week under review, Jaipur RM seed weekly average prices went down by 3.5% to INR. 6,400/qtl amid weak demand from crushers and correction in oilseed complex.

During the week under review, Rajkot groundnut bold prices went down by 2% at INR 6,122/Qtl. amid correction in oilseed complex.

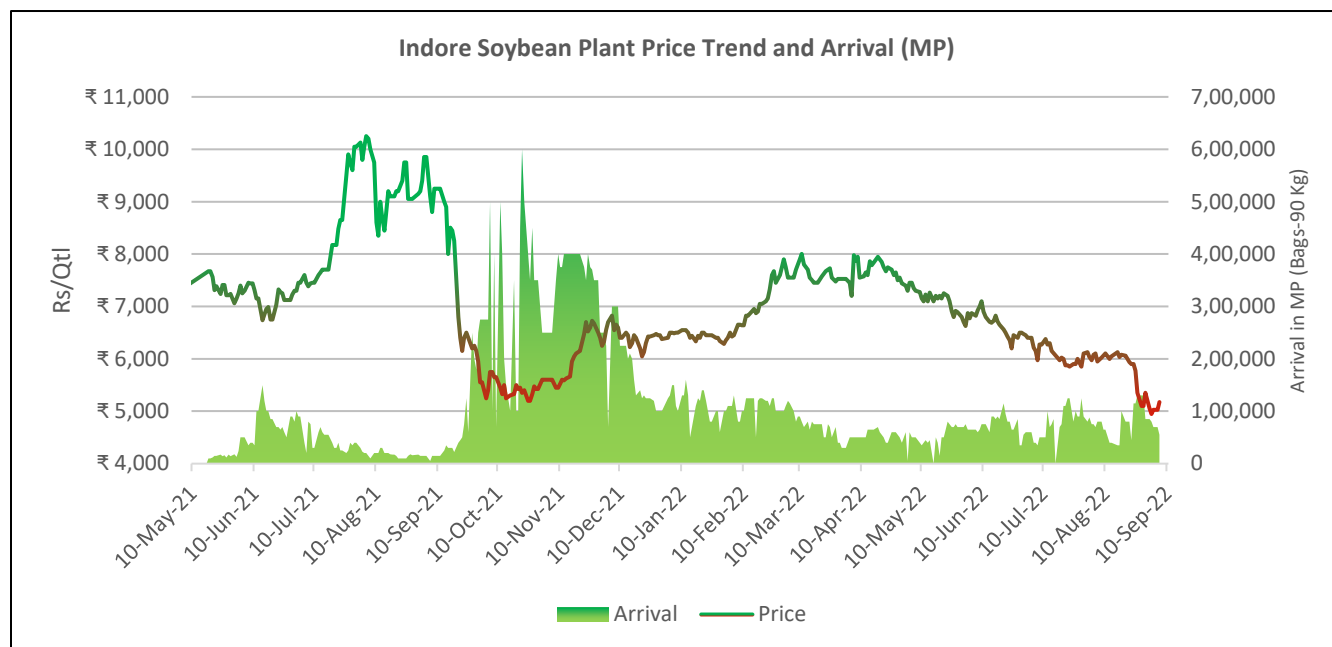
Outlook – Cash Market

Outlook - Soybean (Spot Indore): *In the coming week, soybean prices are expected to trade weak bias amid unchanged import tariff rates and correction in oilseed complex. The prices (Indore, Plant basis) are expected to feature range bound movement in the price band of 4,900-5,300 levels in the near term.*

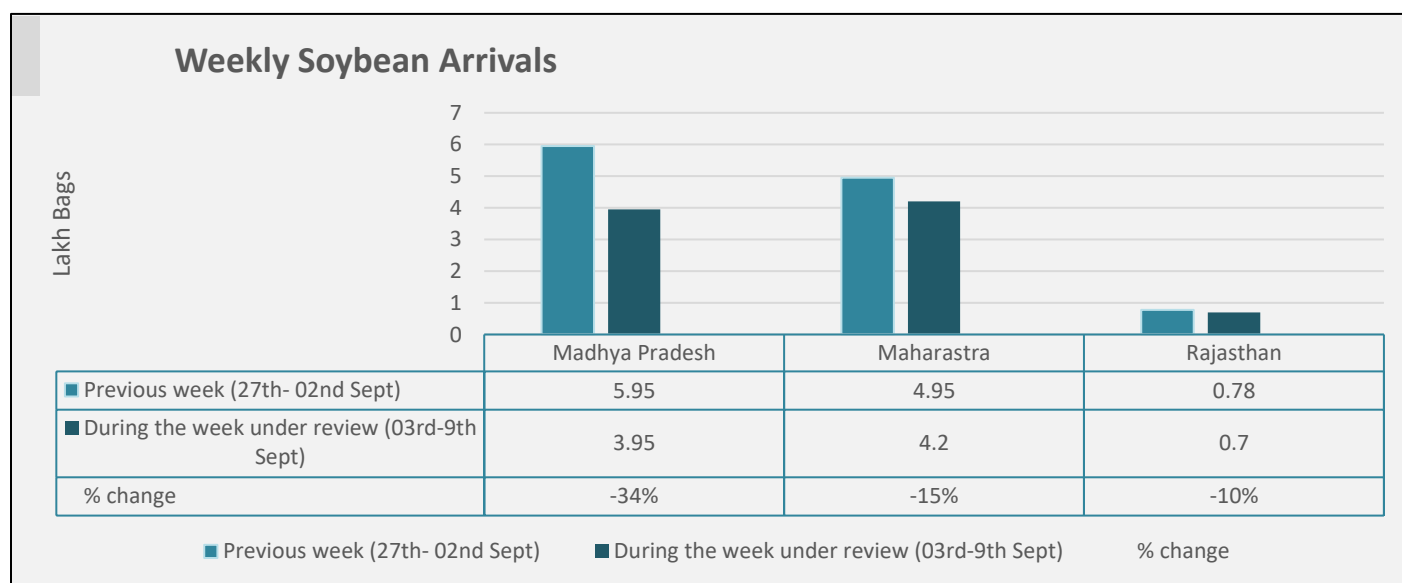
Outlook – Soy meal:
The soy meal prices (Indore) are likely to trade with weak bias in tandem with correction in soybean prices, GM Soymeal import and sluggish soymeal export demand. Soy meal Indore prices are likely to trade in the range of 40,000 – 45,000/MT.

Outlook - Rapeseed-Mustard (Spot, Jaipur basis): *Rapeseed-Mustard is expected to trade range bound with weak bias tracking weakness in oilseed complex. The seed prices are likely to trade in the range between 6,200 –6,500/Qtl. in the short-run.*

Soybean



During the week under review, Soybean indore plant prices extended previous day loss and went down by 1.5% to INR 5,267/ Qtl. as compared to 5,346/ qtl. previous week amid weak demand from crushers and high ending stock and unchanged edible oil import tariff, as market was expecting tariff hike and weakness in oilseed complex.



This week, the total arrival in MP declined to 3.95 Lakh bags Vs 5.95 Lakh bags previous week. In Maharashtra arrivals recorded marginally up to 4.20 Lakh bags vs 4.95 Lakh bags last week. However in Rajasthan the arrivals went down to 0.85 lakh bags Vs 0.78 Lakh bags previous week.

Soybean Sowing Updates and crop condition:

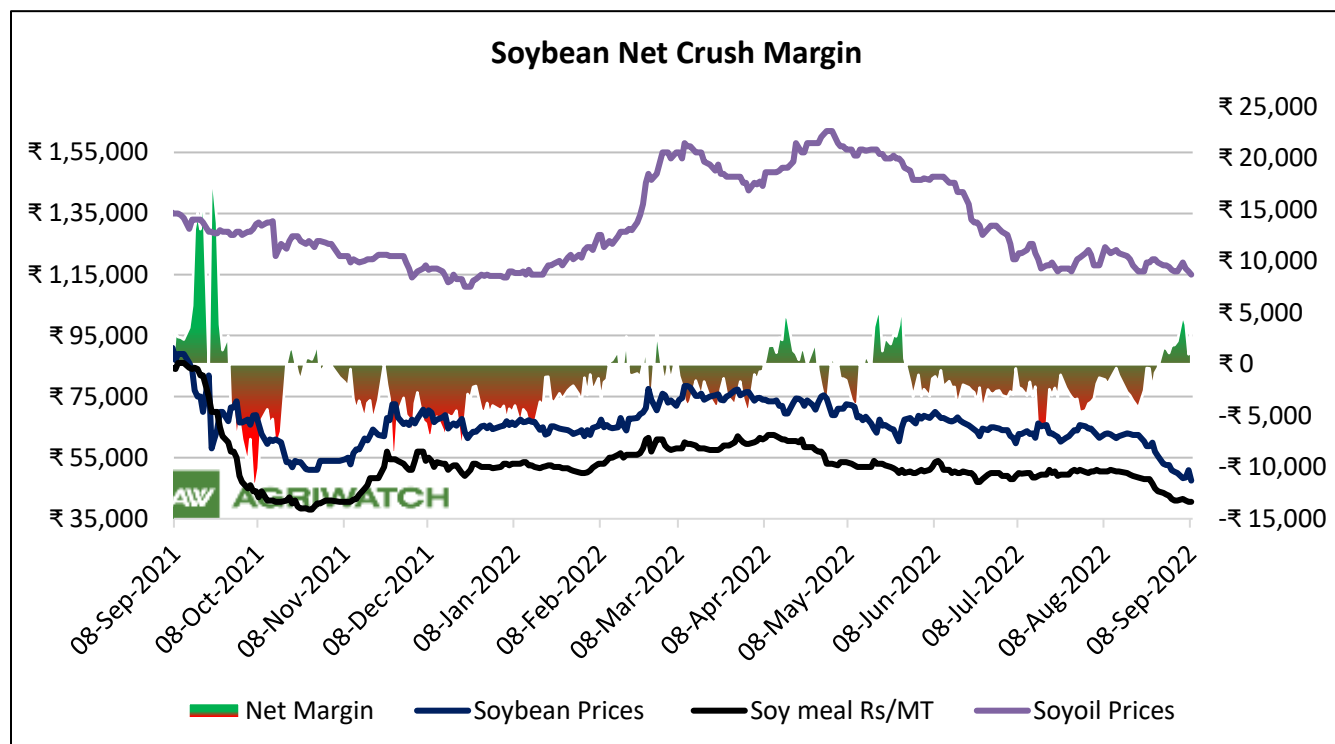
State wise Soybean sowing progress as on 09th Sept'22 (Lakh Ha)				
State	2022	2021	% Change	Cumulative Rainfall Departure (%) 1st June to 14th Sept'22
Maharashtra	48.76	46.02	6%	24%
Madhya Pradesh	50.18	55.14	-9%	18%
Rajasthan	11.51	10.63	8%	34%
Karnataka	4.37	3.83	14%	42%
Telangana.	1.74	1.41	23%	55%
Others	3.91	3.69	6%	
Total	120.48	120.71	-0.2%	

From 1st June'22- 14th Sept'22, cumulative rainfall recorded above average by 24% in Maharashtra, 18% in MP, in Rajasthan cumulative rainfall remained above average at 34%. As on 09nd Sept'22 All India Kharif soybean sowing progress is down by 0.2% to 120.48 Lakh hectare as compared to 120.71 Lakh hectare last year in the same period.

According to industry sources, Soybean crop all across India is in normal to good condition. Vegetative growth is excellent. Most crop is in flowering and pod formation stage. Soybean fields are mostly weed-free and there is no significant attack of insects or diseases. Due to excessive and continuous rains, in some districts of Maharashtra and Madhya Pradesh, water logging has been seen in low lying areas, causing yellowing of leaves and there may be some damage to crop and also yield loss in these areas. Yellow mosaic is not a major concern in any state. Overall rainfall is good in key growing districts of all the three states. Acreage in MP has declined by 9% due to acreage shift to maize and pulses. If the weather remains favourable in September and there is no sudden and significant variation in temperature and there are no continuous rains at pod filling stage or harvest time, it is expected to reap a good soybean crop this year.

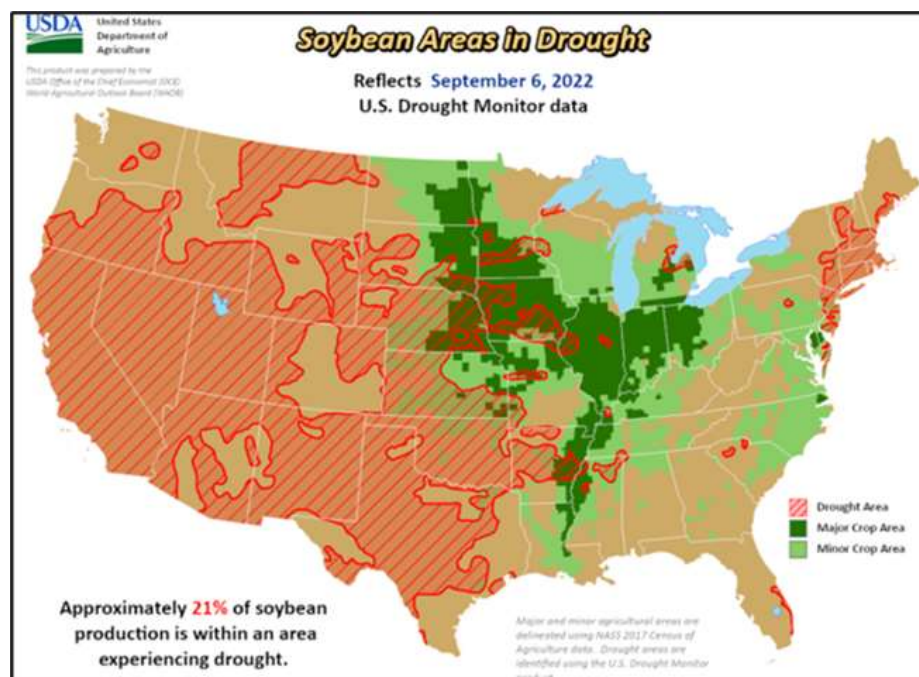
Soybean Crush Margin-

Soybean net crush margin turned positive on correction in bean prices, during the week under review, weekly average soybean net crush margin improved to INR 2404/ MT as compared to previous week at INR 1262/MT. In upcoming weeks, upon positive crush margin, soybean demand from crushers may underpin soy prices at lower level.



International:

According to USDA's latest report, 4% of Soybean crop is in very poor condition as compared to previous week at 4%, 9% is in poor condition unchanged as compared to previous week, fair condition remained unchanged at 30% as compared to previous week, 46% in good condition Vs 47% in previous week and 11% in excellent condition, as compared to previous week at 10%.



Currently in US, 21% of Soybean production is within an area experiencing drought as compared to 21% previous week.

Technical Analysis US Soybean futures



As depicted in the above chart, US Soybean is taking support from 50% fibonacci retracement level and trading above 9,18 and 50 DMA . RSI at 59 indicating firm buying strength. And MACD indicating firm momentum in short run. Over all market is expected to trade range bound and take support from 1375-1390 in short run and resistance from 1480-1500.

Technical Analysis (Domestic market)

(Based on Indore Mandi prices)

SOYBEAN – Technical Outlook

Soybean Indore Spot -Weekly time frame

Technical Chart:



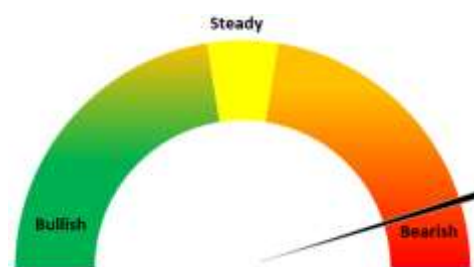
Technical Commentary:

- Soybean Indore prices corrected by more than 40% from all-time high since Aug '21 and down by almost 30% since April'22. Market is moving in down trend since April'22, making lower lows and lower high, lower channel can be characterized as support and upper channel can be characterized as resistance. Market is currently trading below 9,18 and 50 DMA indicating weak sentiments. Multi week support ,61.8% Fibonacci Retracement has been breached previous week. Immediate support seems to be around 4800-5000.

Recommendation-

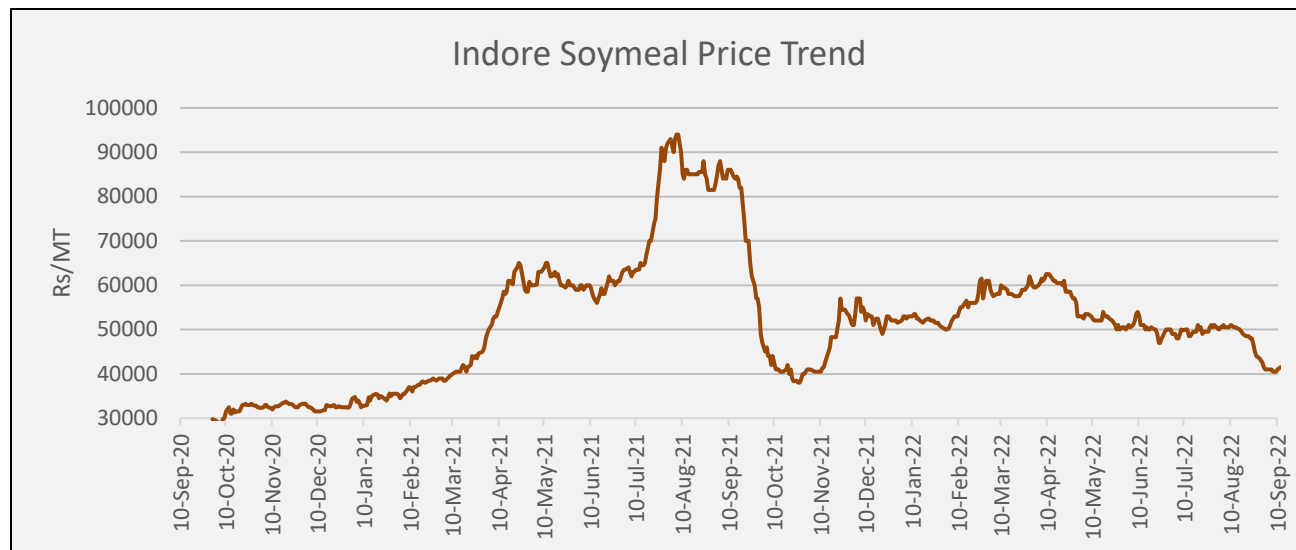
- Market Participants are recommended for need based buying at current level.

Soybean Price Outlook for coming week: Indore Soybean mandi prices are currently trading at INR. 5,275/qtl. and are expected to trade with weak bias in the coming week amid unchanged edible oil tariff rates, weak soymeal export demand and subdued demand from crushers and high ending stocks.

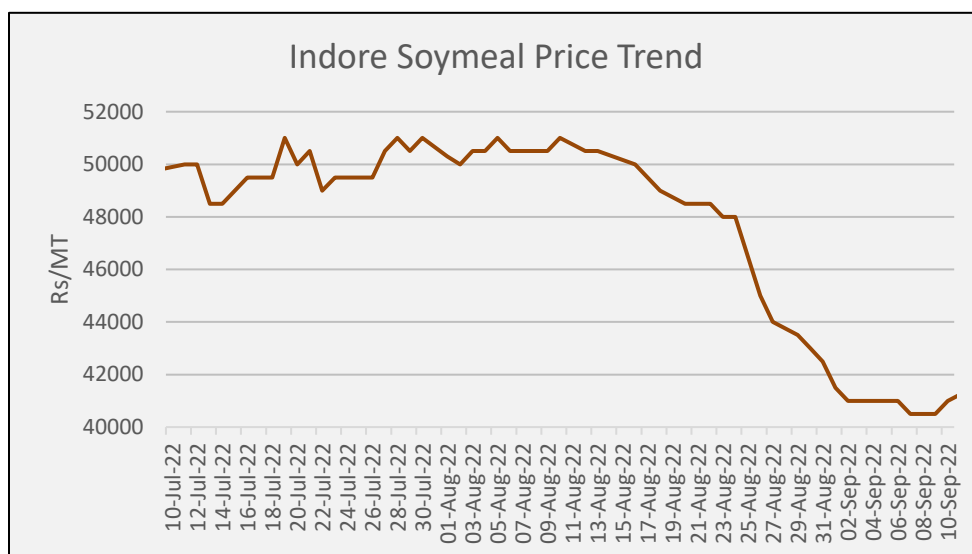


Soybean Mandi Price Outlook (INR./Qtl)	Previous week 27th Aug'22- 02nd Sept'22	Week under review 03rd Sept'22- 09th Sept'22	Next week 10 Sept'22- 16th Sept'22
Weekly Average Price	4,950-5,350	5,025-5,175	4,900-5,300

Soymeal



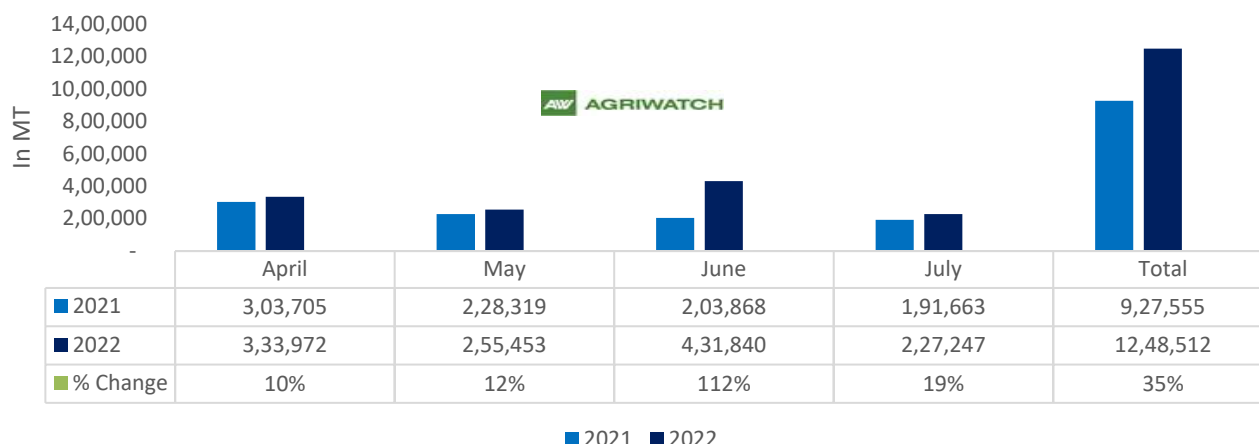
During the week under review, Indore Soymeal prices weekly average prices extended previous week loss and went down by 4% to INR 40,750/MT as compared to last week at INR 42,583/MT in tandem with soybean prices. Overall the prices quoted between INR 40,500 – 41,000/MT throughout



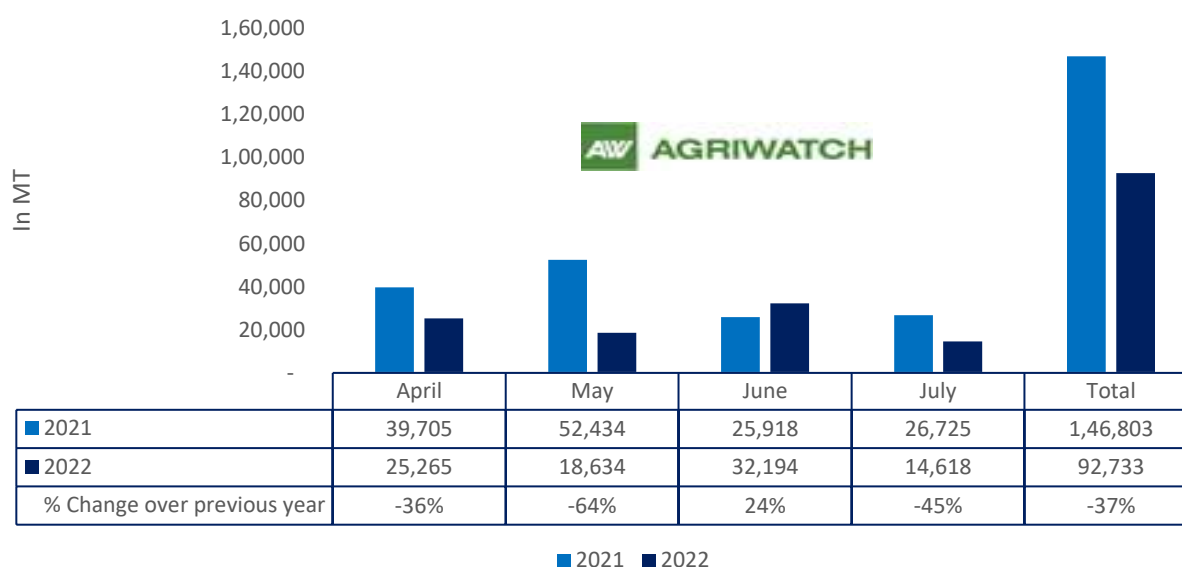
the week. There is a weak domestic demand from poultry industry amid higher prices as compared to competing meals such as Rapeseed meal. Additionally, Indian soymeal export demand is also weak in global market due to higher prices as compared to FOB Argentina SBM.

At Nanded, the weekly average prices went down at INR. 46,333/MT compared to INR. 49,916 MT a week ago. In Kota the meal prices were up at INR. 41,766/MT compared to INR. 44,266/MT previous week.

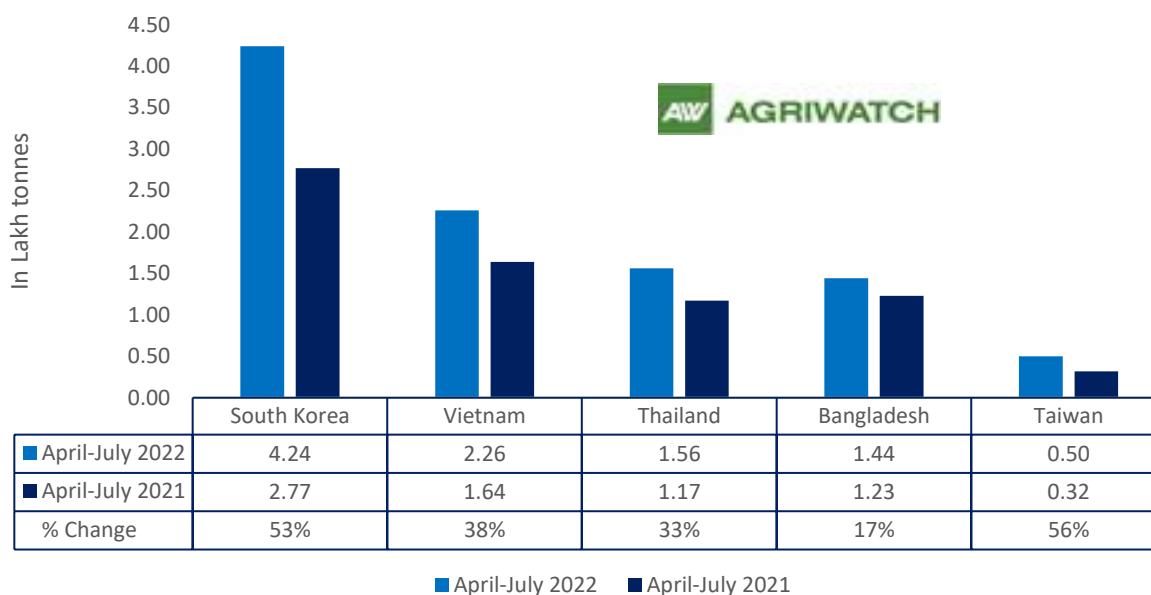
Total oil meal export



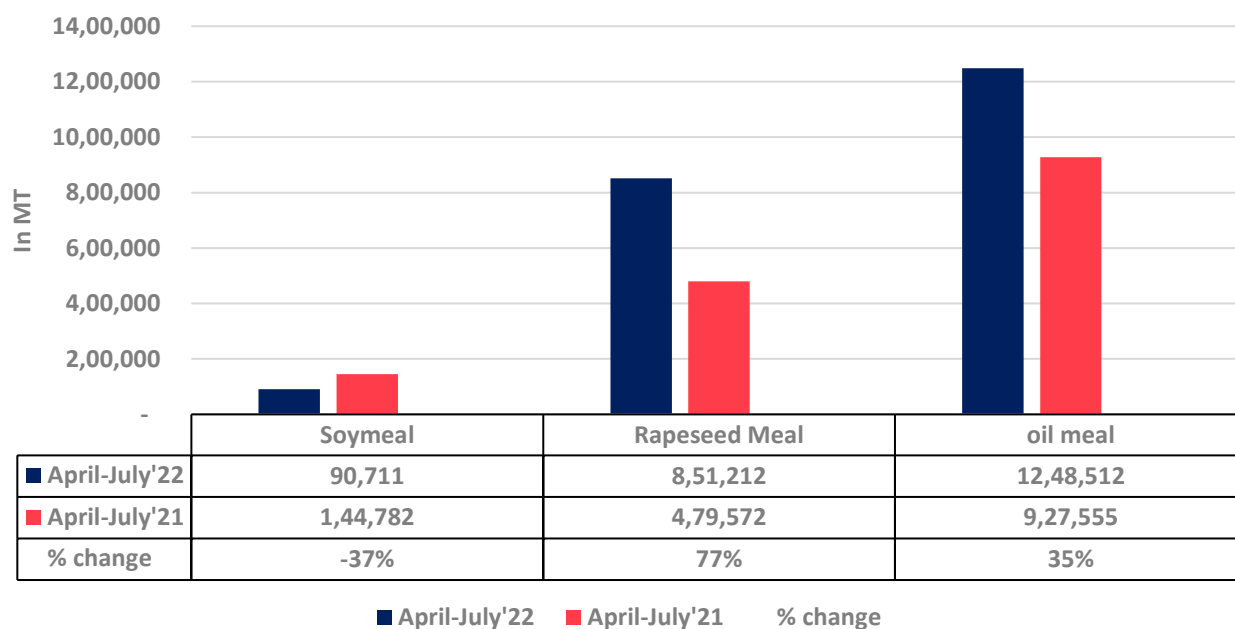
Soy meal export

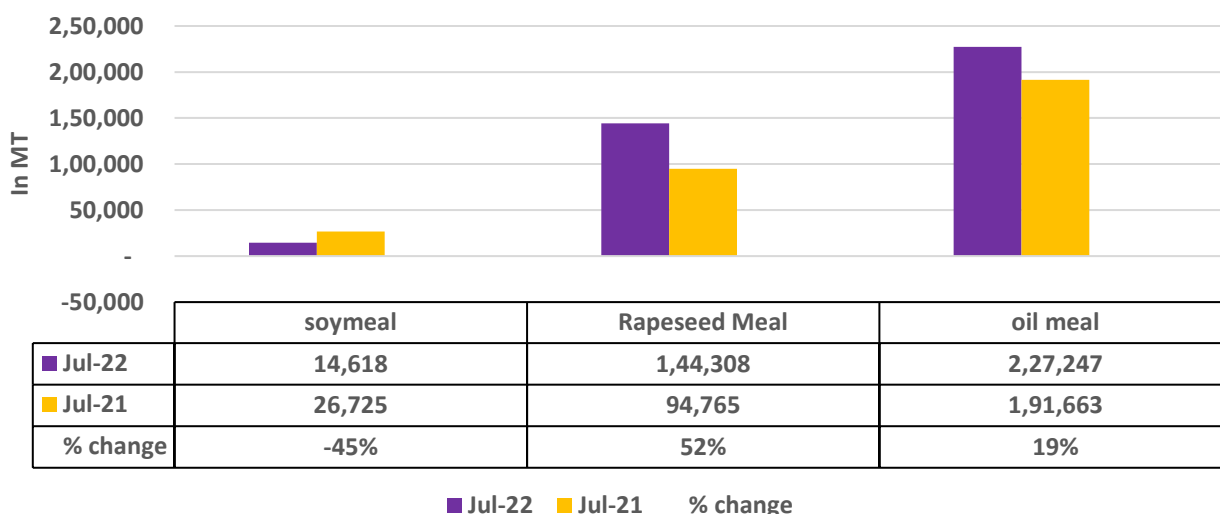


Country wise Oil meal export



Soy meal Vs Rapeseed meal Vs Oil meal export (April '22-July'22)

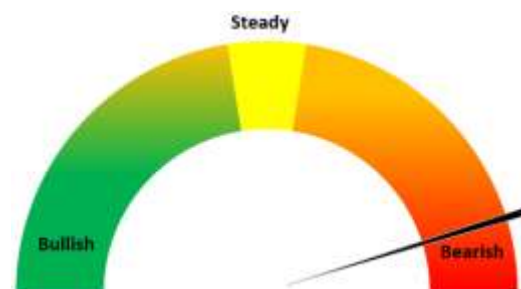


Soy meal Vs Rapeseed meal Vs Oil meal export (July'22)


Total oil meal exports in April- July'22 went up by 35% to 12.48 Lakh tonnes vs 9.27 Lakh tonnes previous year same period. However, Soymeal exports went down by 37% to 0.92 Lakh tonnes in April-July'22 Vs 1.46 Lakh tonnes previous year same period. Soymeal exports went down due to over-priced Indian soymeal in the global markets. And during the first four months of the current financial year.

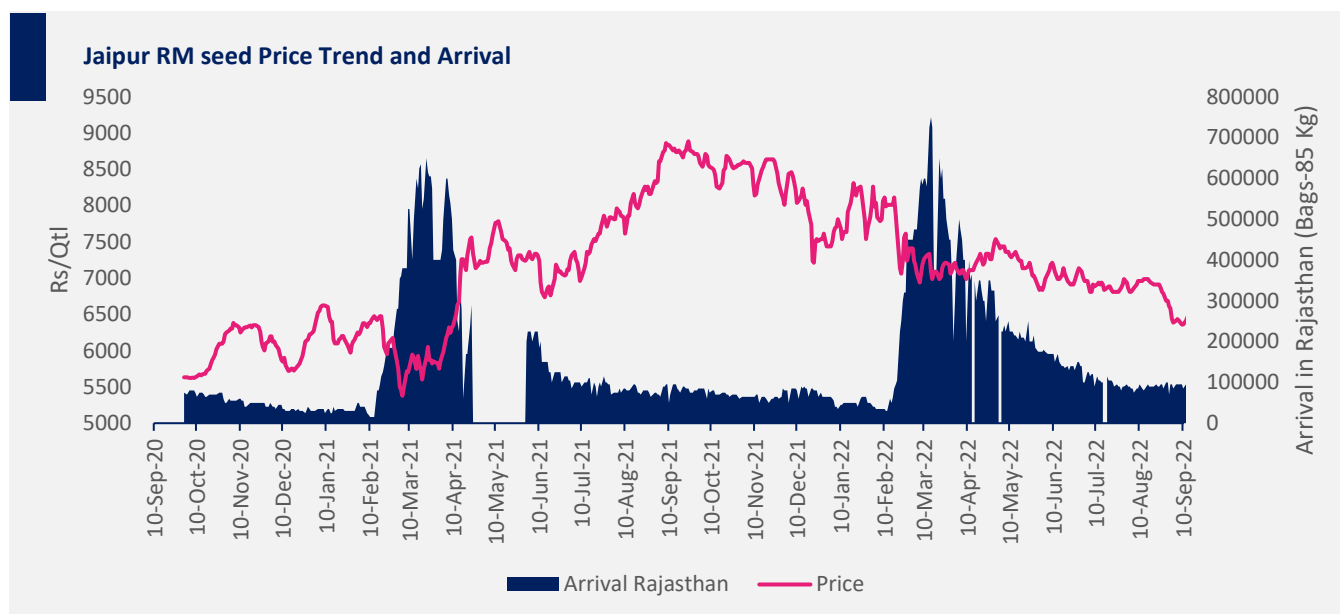
In Aug'22 SBM FAS Kandla was outpriced by USD 166/MT to FOB SBM Argentina prices as compared to \$ 195/MT. Upon pricy Indian SBM, export demand remained limited. In Sept'22 we expect Indian SBM to remain outpriced by USD 190/MT.

Soymeal Price Outlook for coming week: Soybean meal prices are expected to trade with weak bias tracking weak export demand and correction in soybean prices ahead of new crop arrival.

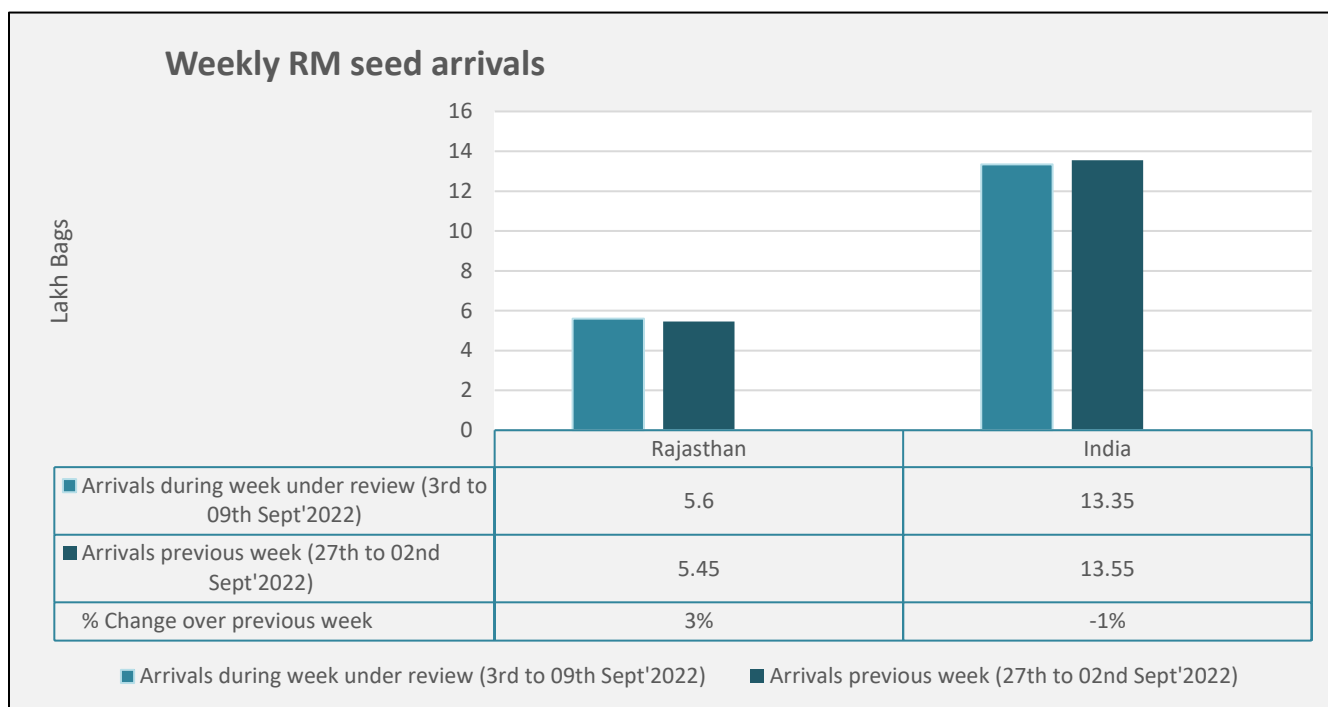


Soymeal Indore Price Outlook (INR./MT)	Previous week 27th Aug'22- 02nd Sept'22	Week under review 03rd Sept'22- 09th Sept'22	Next week 10 Sept'22- 16th Sept'22
Weekly Average Price	41,000-44,0000	40,500-41,500	40,000-45,000

Rapeseed - Mustard Seed

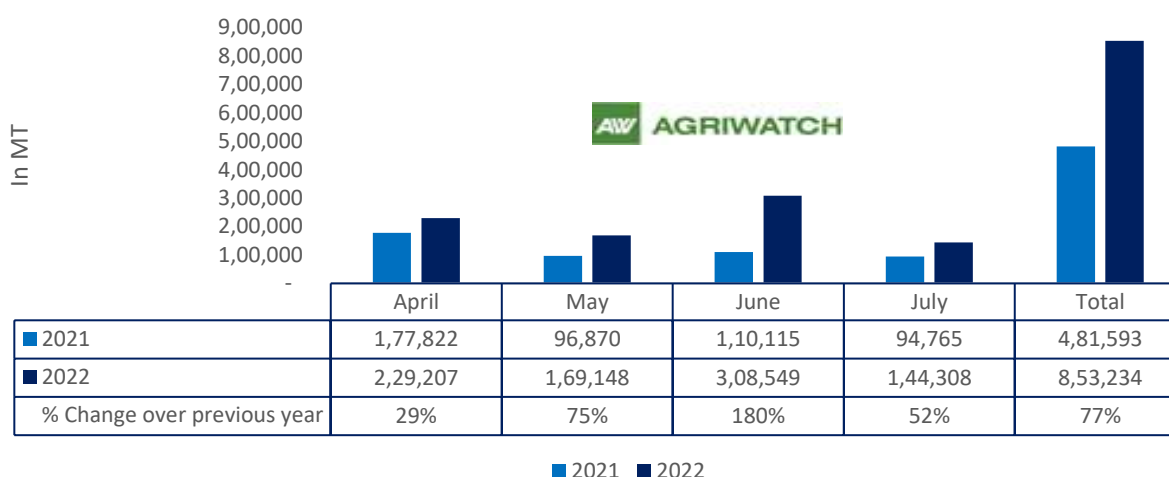


RM seed remained weak during the week under review, Jaipur RM seed weekly average prices extended previous week loss and went down by 3.5% to INR. 6,400/qrtl as compared to INR. 6,633/qrtl previous week amid correction in oilseed complex and edible oil prices.



All India Arrivals rebounded during the week under review, in Rajasthan, total mustard arrivals recorded up by 3% to 5.6 Lakh bags as compared to 5.45 lakh bags previous week. All India arrivals recorded down by 1% to 13.35 Lakh bags Vs 13.55 Lakh bags previous week.

Rapeseed meal export



There is a significant jump in export of rapeseed meal and reported at 8.53 Lakh tons compared to 4.81 Lakh tons i.e., up by 77%. And in July 22 exports recorded up by 52% to 3.08 Lakh tonnes vs 1.10 Lakh tonnes in the previous year same period. Upon record crop of rapeseed and crushing resulted in the highest processing, availability of rapeseed meal and export. Currently India is the most competitive supplier of rapeseed meal to South Korea, Vietnam, Thailand and other Far East Countries. In Upcoming months too, we expect good exports amid firm demand from South east Asia.

Production- As per Agriwatch, the production is expected to be 107.1 Lakh tonnes, which is all time high production. Rajasthan's mustard crop production is estimated at 45.1 Lakh tonnes, Madhya Pradesh at 11.7 Lakh tonnes, Uttar Pradesh at 14.10 Lakh tonnes. It is estimated that 102.5 Lakh tonnes will be crushed, which would translate into 43.05 Lakh tonnes oil and 59.45 Lakh tonnes RM seed DOC production.

According to USDA's April'22 reports India's 2021-22 RM seed production estimated at 108 Lakh tonnes as compared to last year estimates at 85 Lakh tonnes, crushing estimated at 96.50 Lakh tonnes as compared to 75 Lakh tonnes previous year.

As per 3rd Advance estimate released by the Department of Agriculture and Farmers Welfare, RM seed production during 2021-22 is estimated at 117.54 Lakh tonnes Vs 114.59 Lakh tonnes in 2nd advance estimates and 102.1 Lakh tonnes last year.

Trade body Central Organization for Oil Industry and Trade (COOIT) has estimated Mustard Rabi 2022 crop at 113 Lakh tonnes marginally up from 110 Lakh tonnes last month, total production includes taramira too. COOIT has estimated mustard crop production in Rajasthan at 51 Lakh tonnes, 17 Lakh tonnes in Uttar Pradesh, 12.5 Lakh tonnes in Madhya Pradesh.

International-

For 2022-23, the area seeded to canola is estimated at 8.7 million hectares (Mha), down 5% from last year, according to Statistics Canada's seeded area survey. Manitoba seeded 1.34 Mha of canola, Saskatchewan 4.61 Mha and Alberta 2.64 Mha. Canola acreage in Manitoba is slightly lower than previous estimates that were based on Statistics Canada's planting intentions survey while Saskatchewan and Alberta planted acreage slightly larger than original intentions.

Technical Analysis

(Based on Jaipur Mandi prices)

RM seed – Technical Outlook

RM seed Jaipur Spot -Weekly time frame

Technical Chart:



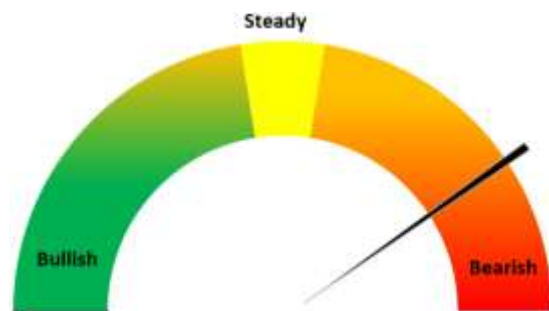
Technical Commentary:

- As depicted in the above chart, market is in down trend and trading below 9,18,50 and 100 DMA indicating weak sentiments.
- 61.8% Fibonacci retracement level and 100 DMA can be characterized as resistance whereas 6300 level can be characterized as immediate support level.
- Immediate support is at 6,300, next support is at 6000 and immediate resistance is at 6500, next resistance is at 6700.

Recommendation-

Market participants are recommended to do need based buying at current levels.

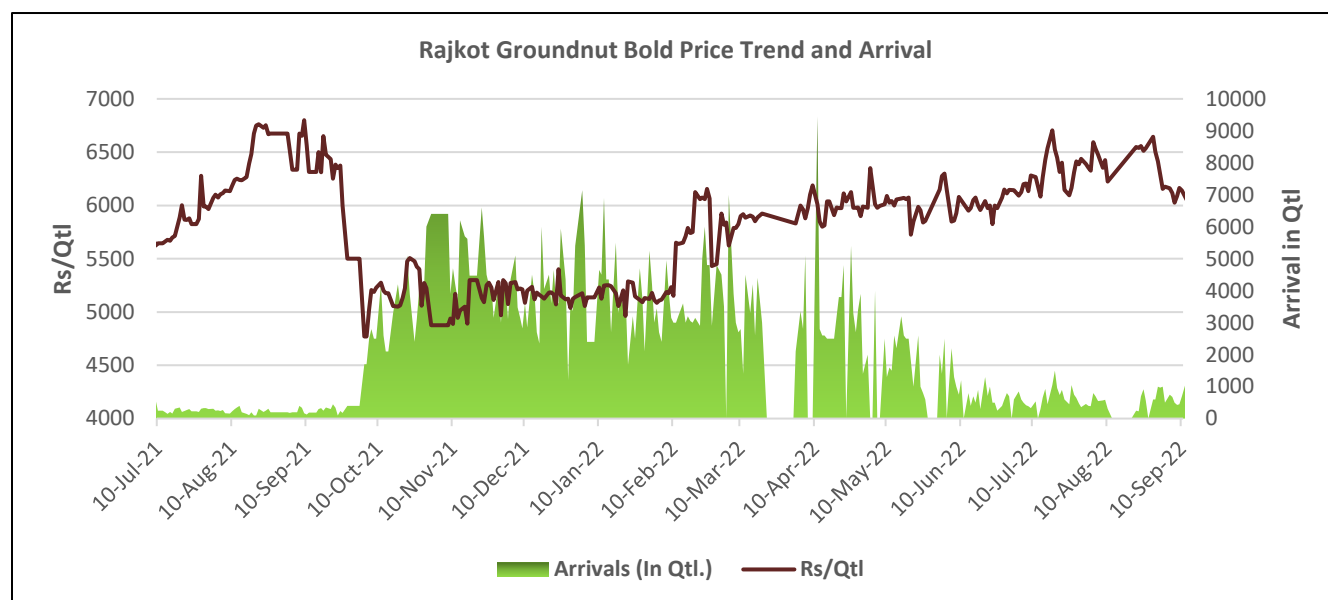
RM seed Price Outlook for coming week: RM Seed is expected to trade with weak bias amid weak demand from crushers on squeeze in crush margin and correction in edible oil prices.



Jaipur RM seed Mandi Price Outlook (INR./Qtl)	Previous week 27th Aug'22- 02nd Sept'22	Week under review 03rd Sept'22- 09th Sept'22	Next week 10 Sept'22- 16th Sept'22
Weekly Average Price	6,438-6,788	6,363-6,438	6,200-6,500

Groundnut

During the week under review, Rajkot Groundnut weekly average bold prices extended previous week loss and went down by 2% at INR 6,122/Qtl. as compared to 6,237/Qtl. amid correction in oilseed complex. All India arrivals recorded down by 58% at 9.8 thousand tonnes as compared to 23.56 thousand tonnes previous week.

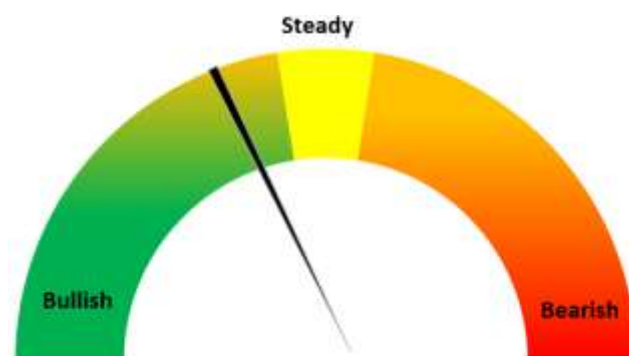


As on 09th Sept'22 All India Kharif Groundnut sowing progress is lagging by 7% to 45.35 Lakh hectare as compared to 48.94 Lakh hectare last year in the same period. From 1st June'22 to 14th Sept'22 cumulative rainfall departure recorded up by 27% in Gujarat, 34% in Rajasthan, 42% in Karnataka and 21% in Andhra Pradesh. Agriwatch expects Groundnut 2022-23 Kharif sowing acreage is likely to decline by 8-12%.

Statewise Groundnut sowing progress as on 09th Sept'22 (Lakh Ha)				
	2022	2021	% Change	Cumulative Rainfall Departure (%) 1st June to 14th Sept'22
Gujarat	17.08	19.10	-11%	27%
Rajasthan	7.90	7.77	2%	34%
Karnataka	3.70	4.75	-22%	42%
Andhra Pradesh	5.38	6.19	-13%	21%
Others	11.29	11.13	1%	
Total	45.35	48.94	-7%	

Acreage is likely to shift to cotton on lucrative prices.

Groundnut Price Outlook for coming week: Rajkot groundnut bold prices expected to trade steady to firm amid good domestic demand and decline in acreage and shrink in arrivals.



Rajkot Groundnut Bold Price Outlook (INR./Qtl)	Previous week 27th Aug'22- 02nd Sept'22	Week under review 03rd Sept'22- 09th Sept'22	Next week 10 Sept'22- 16th Sept'22
Weekly Average Price	5,472-6,645	6,028-6,178	5,800-6,200

Annexure

	% Change over previous week	Today	Week Ago	Month Ago	Year Ago	
Soy DOC Rates at Different Centers		09-Sep-22	02-Sep-22	09-Aug-22	09-Sep-21	
Centres		Ex-factory rates (Rs/ton)				parity To
Indore - 45%, Jute Bag	-1%	40500	41000	50500	86000	Gujarat, MP
Kota - 45%, PP Bag	-1%	41200	41700	53500	90000	Rajasthan, Del, Punjab, Haryana
Dhulia/Jalna - 45%, PP Bag	-2%	46000	47000	55000	93000	Mumbai, Maharashtra
Nagpur - 45%, PP Bag	-3%	42500	44000	53500	90000	Chattisgarh, Orissa, Bihar, Bangladesh, AP, Kar, TN
Nanded	-6%	45000	48000	55000	92000	Andhra, AP, Kar, TN
Latur	-5%	45000	47500	55000	84000	-
Sangli	-16%	41800	49500	52000	82000	Local and South
Solapur	0%	47000	47000	53000	87000	Local and South
Akola – 45%, PP Bag	-2%	41000	42000	50500	75000	Andhra, Chattisgarh, Orrisa, Jharkhand, WB
Hingoli	-3%	47000	48500	55000	63500	Andhra, Chattisgarh, Orrisa, Jharkhand, WB
Bundi	-1%	41000	41500	53300	88000	-
Soy DOC at Ports						
Centers		Port Price				
		09-Sep-22	02-Sep-22	09-Aug-22	09-Sep-21	
Kandla (FOR) (INR/MT)	-3%	41500	43000	54000	-	
Kandla (FAS) (USD/MT)	-4%	550	575	690	-	
CNF Indonesia – Yellow SBM (USD/MT)	-6%	580	615	-	-	

Rapeseed Meal		09-Sep-22	02-Sep-22	09-Aug-22	09-Sep-21	
FAS Kandla (USD/MT)	-	#N/A	252	0	252	
FOR Kandla (Rs/MT)	-	#N/A	18800	0	18800	
FOR Mundra (Rs/MT)	-	#N/A	NA	0	NA	
CNF Indonesia (USD/MT)	-	#N/A	286	0	286	
International Soy DOC						
Argentina FOB USD/MT		09-Sep-22	02-Sep-22	09-Aug-22	09-Sep-21	
Soybean Pellets	-	#N/A	493	0	493	
Soybean Cake Flour	-	#N/A	493	0	493	
Soya Meal	-	#N/A	NR	0	NR	
Soy Expellers	-	#N/A	NR	0	NR	
Sunflower (DOC) Rates		Ex-factory rates (Rs/ton)				
Centers		09-Sep-22	02-Sep-22	09-Aug-22	09-Sep-21	
Adoni	-9%	32000	35000	35000	39000	
Khamgaon	-	0	0	0	0	
Parli	-	0	0	0	0	
Latur	-9%	31000	34000	34000	38000	
Groundnut Meal (Rs/MT)		09-Sep-22	02-Sep-22	09-Aug-22	09-Sep-21	
Basis 45%, Saurashtra	-1%	31800	32000	32500	48000	
Basis 40%, Saurashtra	-1%	27800	28000	28000	44000	
GN Cake, Gondal	-1%	32300	32500	33000	49000	
Mustard DOC		09-Sep-22	02-Sep-22	09-Aug-22	09-Sep-21	
Jaipur (Plant delivery)	-1%	18200	18400	19800	23500	
Kandla (FOR Rs/MT)	2%	19300	19000	20700	25500	
Mumbai Oil Meal Quotes:						

Rs/M.T.		09-Sep-22	02-Sep-22	09-Aug-22	09-Sep-21	
G.N. Extr (45%)	0%	31500	31500	32000	46000	
Kardi Extr	-	0	0	0	0	
Undec Cottonseed Exp	0%	33500	33500	33000	33500	
Rice Bran Extr.	-	0	0	0	0	
Sunflower Extr.	-8%	23500	25500	29000	31000	
Rapeseed Extr.	-	0	0	0	0	
Soymeal 48%	-2%	43304	44348	52957	86608	
Castor Extr.	-4%	11350	11850	11950	8250	

Disclaimer

The information and opinions contained in the document have been compiled from sources believed to be reliable. The company does not warrant its accuracy, completeness and correctness. Use of data and information contained in this report is at your own risk. This document is not, and should not be construed as, an offer to sell or solicitation to buy any commodities. This document may not be reproduced, distributed or published, in whole or in part, by any recipient hereof for any purpose without prior permission from the Company. IASL and its affiliates and/or their officers, directors and employees may have positions in any commodities mentioned in this document (or in any related investment) and may from time to time add to or dispose of any such commodities (or investment). Please see the detailed disclaimer at <http://www.agriwatch.com/Disclaimer.asp>

© 2022 Indian Agribusiness Systems Limited