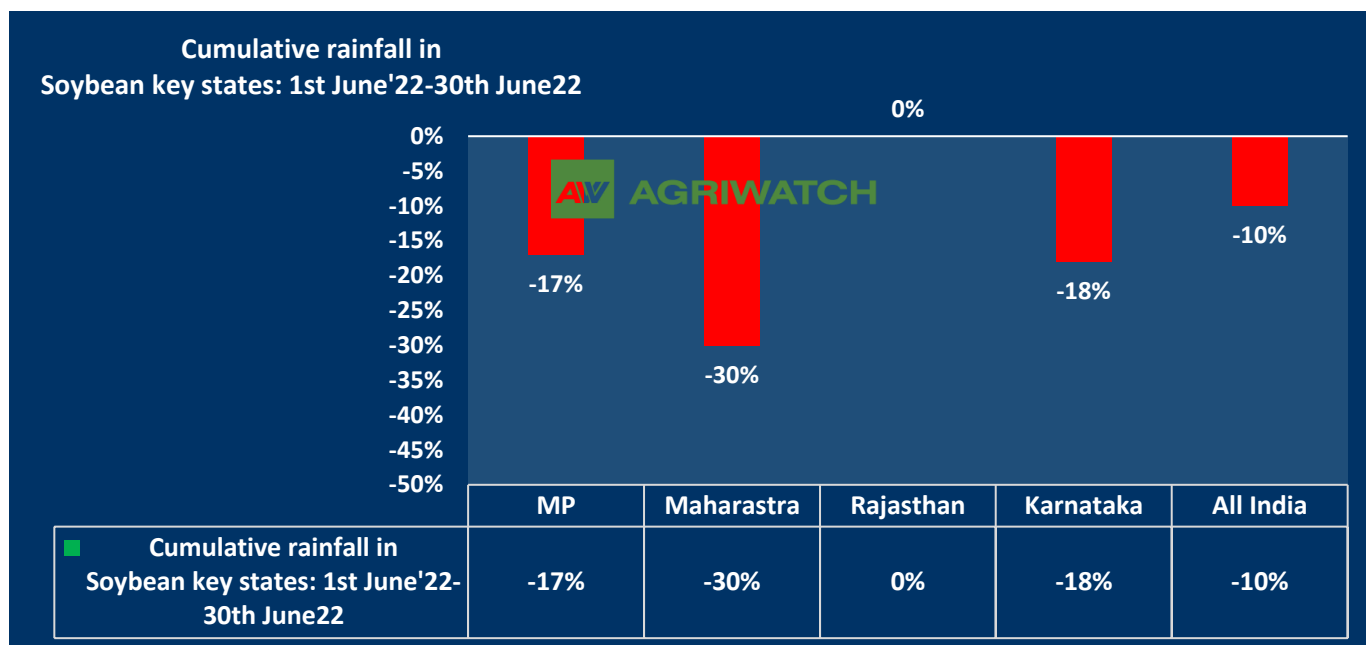


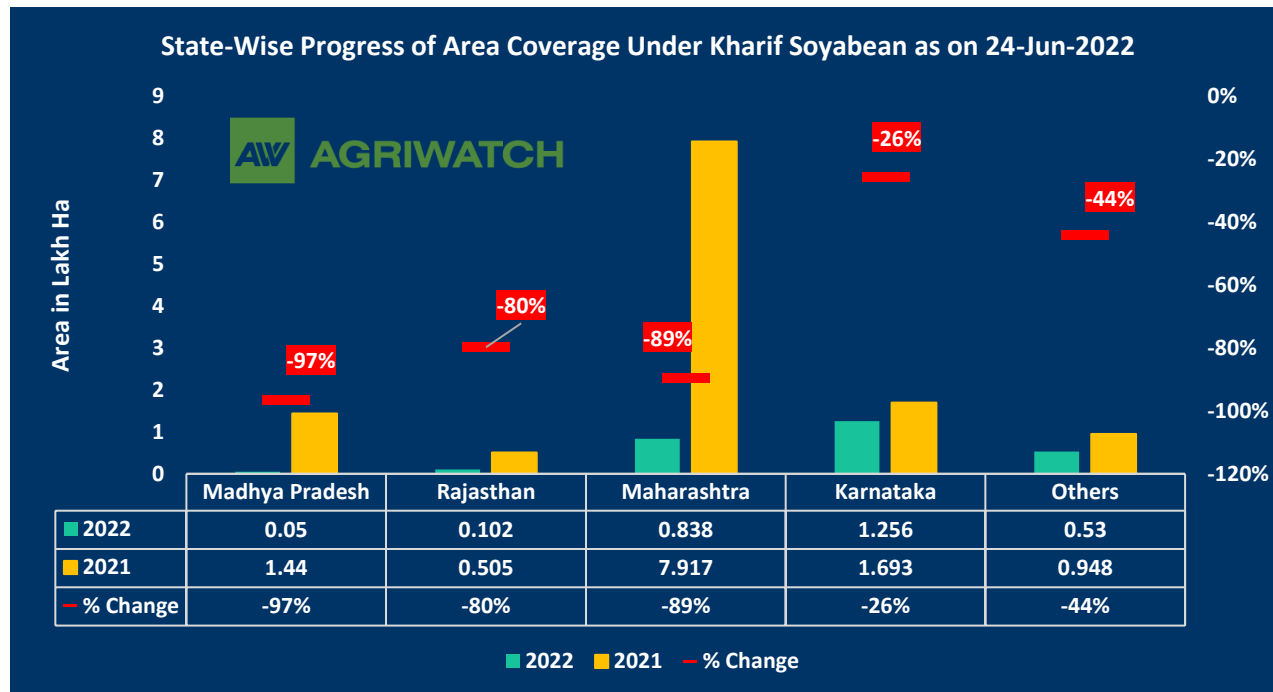
Oilseeds Domestic Fundamentals:

Today's Update-

Today in Indore, soybean plant prices went marginally down by 0.76% to Rs. 6,500/qtl. In other cash markets soybean traded with weak sentiments amid soymeal import. Soybean (plant delivery, Indore) prices are expected to trade with weak bias in the range of 6300-6700/qtl levels in the near-term tracking soy meal import.



Cumulative rainfall recorded low by -17% in MP, -30% in Maharashtra, and -18% in Karnataka, However, in Rajasthan cumulative rainfall remained at 0% .Soybean sowing likely to pick up from next few week as monsoon normalizes. Currently, As on 24th June'22 All India Kharif soybean sowing progress is lagging by 78% to 2.78 Lakh hectare as compared to 13 Lakh hectare last year same period.

Soybean Sowing Updates:


Source- Department of Agriculture & Farmers Welfare

As on 24th June'22 All India Kharif soybean sowing progress is lagging by 78% to 2.78 Lakh hectare as compared to 13 Lakh hectare last year same period. From 1st June'22 to 23rd June'22 cumulative rainfall is deficit by -5% in Madhya Pradesh, -39% in Maharashtra whereas 38% above normal in Rajasthan.

Update on SW Monsoon Progress

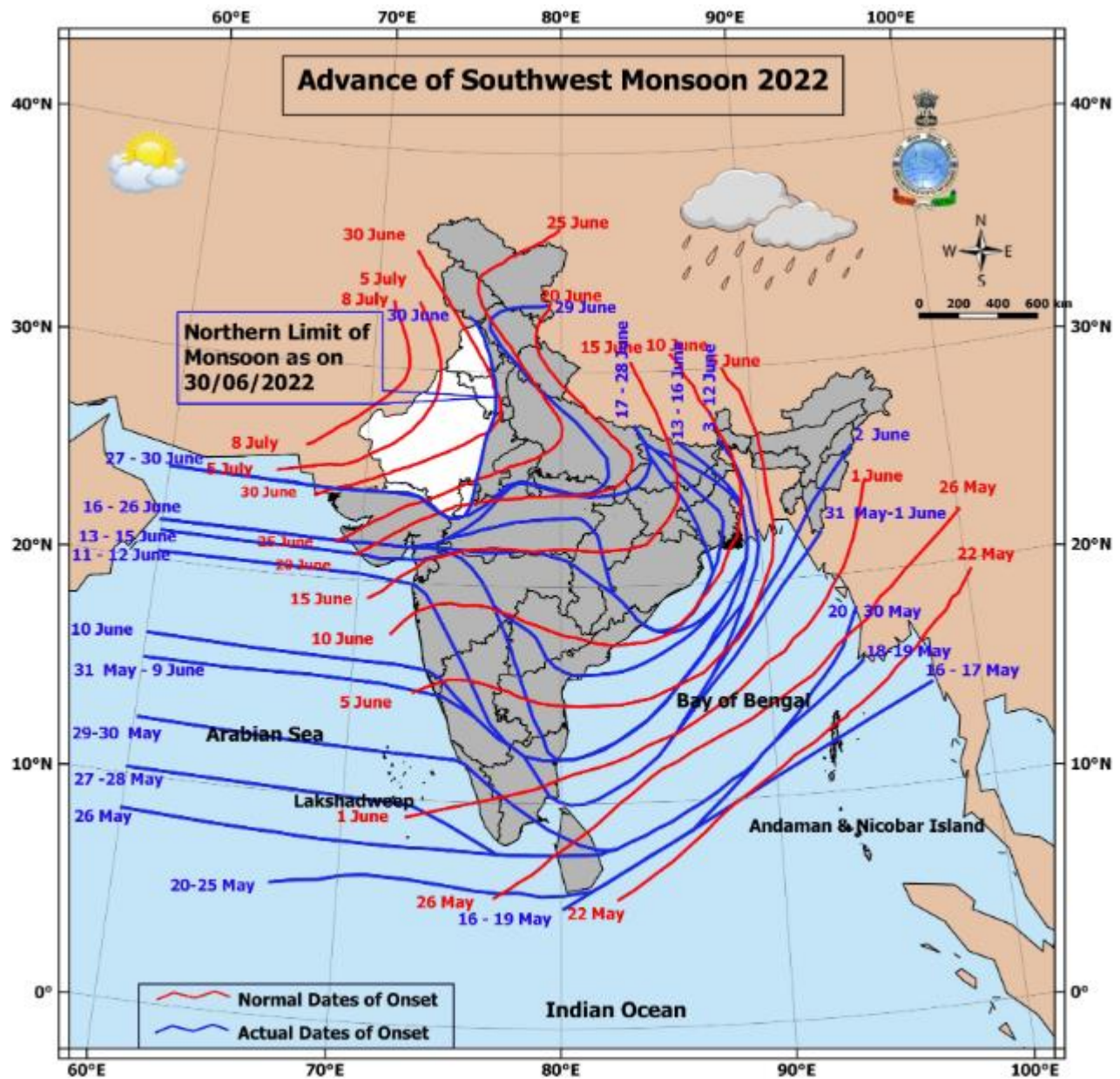


Image Source: IMD

Soybean pre sowing intensions: According to Agriwatch, Soybean 2021-22 Kharif sowing acreage likely to decline by 5-8%. Acreage is likely to shift to cotton and Maize on lucrative prices.

Previous Update:

Oct-May'22 crushing remained low by 29% to 53 Lakh tonnes as compared to 75 Lakh tonnes previous year, weak soymeal export demand attributed to low crushing this season till May'22. And arrivals went down by 12% to 70 Lakh tonnes as compared to 79.75 Lakh tonnes previous same period.

International:

According to USDA latest report, 2% of Soybean crop is in very poor condition, 7% is in poor condition, 31% fair condition, 51% in good condition and 9% in excellent condition.

Despite a bearish tone in, US weather and soybean crop condition is a key watch point moving forward. According to USDA latest report, US Soybean planting progress reached at 97% vs 88% a week ago, 94% a year ago and 93% five-year average.

RM seed**Today's Update-**

Today Jaipur RM seed prices went down by 1.1% to Rs. 7,025/qtl. In other cash markets traded with mixed sentiments amid weak demand from crushers and shrinking arrivals. In Rajasthan arrivals recorded at 1.0 Lakh bags vs 1.40 Lakh bags previous day. There is subdued demand from oil millers on disparity whereas, farmers are unwilling to sell their produce at discounted price. Moreover, traders are not able to aggressively buying due to stock limit and strict inspections/stock checks by the government. RM seed prices are expected to trade with weak bias in the range of 6,900-7200 in near term tracking weakness in oilseed basket.

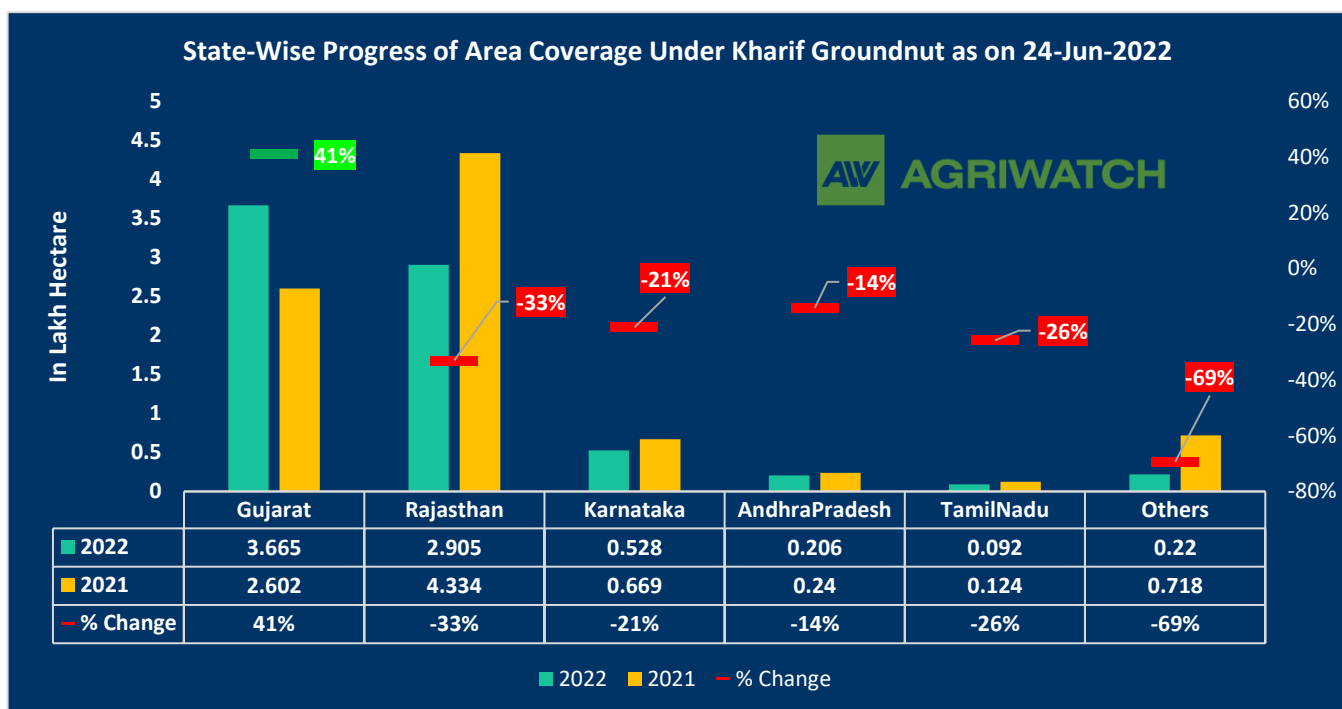
Previous Updates-

- In May'22 Palm oil futures went down by 14% and till 14th June'22 the Jun'22 is down by 7.22% as top producer Indonesia lowered its maximum export levy rate to boost exports. Indonesia issued regulations backing recently announced changes on a palm oil export tax policy, including lowering the maximum levy rate to \$200 a tonne from \$375 and charging special rates for its export acceleration programme. Indonesia's export allocation for palm oil products that is tied to domestic cooking oil distribution has been raised to 2.25 million tonnes from around 1 million previously. In upcoming week, RM seed prices likely to trade range bound with weak bias, amid correction in palm oil prices.
- As per Agriwatch estimates India's MY 2022-23 RM seed crushing, out of 102.5 Lakh tonnes available for crushing, 68% (69.7 Lakh tonnes) crushing is expected till June'22 this compares with 72% (57.8 Lakh tonnes) last year same period. And approx. 10 lakh tonnes are in the hands of crushers and traders and rest is still with the farmers.

- China has removed a three-year restriction on imports of Canadian canola seed. China, the world's top oilseed buyer, suspended two Canadian canola exporters in March 2019, alleging that pests had been detected in shipments.
- However, low stocks of canola, are expected to limit export to China. Canada, the world's biggest producer and exporter of canola, produced its smallest canola crop in 13 years in 2021, pushing buyers to look elsewhere for supplies, and supporting record global edible oil prices.
- For 2022-23, the area seeded to canola is expected to decrease by 7% to 8.5 million hectares (Mha) based on Statistics Canada's Seeding Intentions Survey.
- Statistics Canada has pegged Canada's 2022 canola plantings at 20.9 million acres, down 7% from last year, 6% below the five-year average and lighter than analyst expectations of 22.1 million.
- According to of Agriculture and Agri-Food Canada's (AAFC), Demand for Canadian Canola remains firm on a strong world oilseed crush and high prices for competing oilseeds and vegetable oils. Disruption of Black Sea exports of sunflower seed oil as a result of the Russian invasion of Ukraine is tightening world supplies and supporting world prices. Domestically, processing of canola is estimated to fall to 8.5 Mt, a drop of 18% from last year, while exports are expected to fall by 49% to 5.4 Mt, as commercial buyers outbid exporters for the tight supplies. For the crop year, the major importers of Canadian canola to-date are China, Japan, Mexico and the European Union.

Groundnut:

Groundnut bold 60/70 prices continued to trade above Rs. 8,800/qtl. on good domestic demand. However, there is sluggish export demand this year on high freight charges to the potential destinations. 60/70 Groundnut bold average prices are likely to trade with firm bias in the range of INR 8,800-9,100/Qtl. in short run.



As on 24th June'22 All India Kharif Groundnut sowing progress is lagging by 13% to 7.6 Lakh hectare as compared to 8.7 Lakh hectare last year same period. From 1st June'22 to 23rd June'22 cumulative rainfall is deficit by -47% in Gujarat, 38% above normal in Rajasthan, 21% deficit in Karnataka.

Groundnut pre sowing intensions: According to Agriwatch, Groundnut 2021-22 Kharif sowing acreage likely to decline by 5-10%. Acreage likely to shift to cotton on lucrative prices.

In Oct-May'22, India's Groundnut oil export went down by 95% to 10,139 tonnes as compared to 2.11 Lakh tonnes previous year same period. The lower exports can be attributed to low demand from China. Last year China imported groundnut oil heavily from India on account of local crop damage. In Oct-June'22 we expect India's Groundnut oil export at 10500-11000 tonnes

Oilseed Prices at Key Spot Markets:

Commodity / Centre	Prices (Rs/Qtl)				Change
Soybean	01-Jul-22		30-Jun-22		
	Low	High	Low	High	
Indore –Plant	6400	6500	6400	6550	-50
Indore–Mandi	6100	6350	6100	6350	Unch
Nagpur-Plant	6700	6860	6550	6860	Unch
Nagpur – Mandi	5500	6560	5400	6560	Unch
Latur – Mandi	5800	6615	6100	6620	-5
Akola – Mandi	NA	NA	5650	6420	-
Kota-Plant	6200	6550	6200	6570	-20
Kota – Mandi	5900	6450	5900	6470	-20
Bundi-Plant	6300	6500	6400	6550	-50
Bundi-Mandi	5900	6200	6000	6250	-50
Baran-Plant	6200	6600	6350	6675	-75
Baran-Mandi	5800	6300	6000	6375	-75
Bhawani Mandi Jhalawar–Plant	Closed	Closed	Closed	Closed	-
Jhalwar-Mandi	Closed	Closed	Closed	Closed	-
Rapeseed/Mustard					
Jaipur-(Condition)	7000	7025	7075	7100	-75
Alwar-(Condition)	6600	6650	6350	6400	250
Sri Ganganagar-(Non-Condition)	6200	6300	6200	6300	Unch
New Delhi–(Condition)	6750	6800	6820	6870	-70
Kota-(Condition)	6350	6450	6450	6550	-100

Agra-(Condition)	6952	7048	6952	7048	Unch
Neewai-(Condition)	6600	6800	6500	6700	100
Hapur (UP)-(Condition)	6850	6900	6875	6925	-25
Groundnut Seed					
Rajkot	Closed	Closed	1100	1100	-
Sunflower Seed					
Gulbarga	4000	5200	4000	5200	Unch
Latur	7100	7200	7100	7200	Unch
Sholapur	7100	7200	7100	7200	Unch
Soybean Prices are in INR/qtl. (1 bag=90 kg). Mandi prices – Loose, Mustard Seed Prices are in INR/qt (1 bag=85 kg) C – Condition (42%), *Groundnut seed in Rs/20 kg, Sunflower Seed in Rs/qtl.					

Oilseed Arrivals in Key Centers:

Commodity / Centre	Arrivals in Bags/Qtl		Change
Soybean	01-Jul-22	30-Jun-22	
Madhya Pradesh	60000	55000	5000
Maharashtra	70000	70000	Unch
Kota	11000	12000	-1000
Bundi (Raj)	300	700	-400
Baran (Raj)	2000	8000	-6000
Jhalawar (Raj)	Closed	Closed	-
Rapeseed/Mustard			
Rajasthan	100000	140000	-40000
Alwar	500	800	-300
Sri Ganganagar	700	700	Unch
Kota	600	1300	-700
Groundnut Seed			
Rajkot (Gujarat)	Closed	6145	-
Sunflower Seed			
Sholapur (Maharashtra)	500	500	Unch

Other Oilseed Prices at Mumbai (INR/100 Kg):

Oilseeds	1-Jul-22	30-Jun-22	Change
Groundnut Kernel	8050	8000	50
Gr. Bolds 60/70	8850	8850	Unch
Gr. Javas 60/70	9950	9950	Unch

Gr Javas 70/80	8900	8900	Unch
Gr.Javas 80/90	9400	9400	Unch
KardiSeed 2% Exp Qly	5300	5300	Unch
Sesame White 98/2/1 FM	9900	9900	Unch
Whitish 95/5/FFA/1FM	9700	9700	Unch
Brown 48/2 FFA/4 FM	9500	9500	Unch
Brown 48/3 FFA/4 FM	9200	9200	Unch
Brown 48/4 FM/* No FFA Guarantee	8900	8900	Unch
Sunflower Seed	7000	7000	Unch
Niger Seed (4% FM)	8000	8000	Unch

Disclaimer

The information and opinions contained in the document have been compiled from sources believed to be reliable. The company does not warrant its accuracy, completeness and correctness. Use of data and information contained in this report is at your own risk. This document is not, and should not be construed as, an offer to sell or solicitation to buy any commodities. This document may not be reproduced, distributed or published, in whole or in part, by any recipient hereof for any purpose without prior permission from the Company. IASL and its affiliates and/or their officers, directors and employees may have positions in any commodities mentioned in this document (or in any related investment) and may from time to time add to or dispose of any such commodities (or investment). Please see the detailed disclaimer at <http://www.agriwatch.com/disclaimer.php> © 2022 Indian Agribusiness Systems Limited