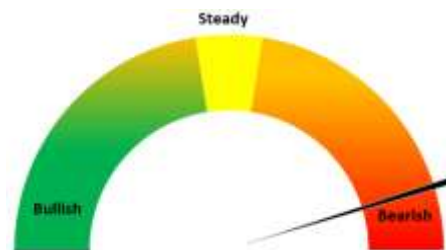


Oilseeds Domestic Fundamentals:
Today's Update-

Today in Indore, soybean plant prices went marginally up by 0.93% at Rs. 5,400/qtl. In other cash market soybean traded with mixed bias. Soybean (plant delivery, Indore) prices are expected to trade with weak bias in the range of 5,300-5,600/qtl levels in the near-term tracking weak soymeal demand, soy meal import and weak demand from crushers on squeeze in crush margin, high ending stock and decline in edible oil prices.


Soybean Sowing Updates and crop condition:

| Madhya Pradesh | Cumulative Rainfall Departure (%) 1st June to 04th Sept'22 | Maharashtra | Cumulative Rainfall Departure (%) 1st June to 04th Sept'22 | Rajasthan | Cumulative Rainfall Departure (%) 1st June to 04th Sept'22 |
|----------------|--|-------------|--|--------------|--|
| Rajgah | 90% | Nagpur | 45% | Kota | 58% |
| Videsha | 53% | Latur | 28% | Jhalawar | 50% |
| Dewas | 49% | Yavatmal | 27% | Bundi | 47% |
| Shajahpur | 44% | Parbhani | 7% | Pratapgarh | 30% |
| Mandsaur | 31% | Amaravati | 4% | Baran | 19% |
| Ashok nagar | 29% | Washim | 3% | Chittaurgarh | 13% |
| Ratlam | 28% | Jalna | -1% | Rajasthan | 41% |
| Ujjain | 21% | Buldhana | -8% | | |
| Indore | 11% | Hingoli | -14% | | |
| Dhar | -9% | Akola | -15% | | |
| MP | 20% | Maharashtra | 17% | | |

State wise Soybean sowing progress as on 02nd Sept'22 (Lakh Ha)

| State | 2022 | 2021 | % Change | Cumulative Rainfall Departure (%) 1st June to 04th Sept'22 |
|----------------|--------|--------|----------|--|
| Maharashtra | 48.70 | 45.94 | 6% | 17% |
| Madhya Pradesh | 50.18 | 55.14 | -9% | 20% |
| Rajasthan | 11.51 | 10.63 | 8% | 41% |
| Karnataka | 4.36 | 3.83 | 14% | 34% |
| Telangana. | 1.74 | 1.41 | 23% | 45% |
| Others | 3.88 | 3.69 | 5% | |
| Total | 120.37 | 120.64 | -0.2% | |

From 1st June'22- 04th Sept'22, cumulative rainfall recorded above average by 17% in Maharashtra, 20% in MP, in Rajasthan cumulative rainfall remained above average at 41%. As on 02nd Sept'22 All India Kharif soybean sowing progress is down by 0.2% to 120.37 Lakh hectare as compared to 120.64 Lakh hectare last year in the same period. Agriwatch expects soybean acreage to decline by 5-8% amid acreage shift to cotton and Maize.

According to industry sources, Soybean crop all across India is in normal to good condition. Vegetative growth is excellent. Most crop is in flowering and pod formation stage. Soybean fields are mostly weed-free and there is no significant attack of insects or diseases. Due to excessive and continuous rains, in some districts of Maharashtra and Madhya Pradesh, water logging has been seen in low lying areas, causing yellowing of leaves and there may be some damage to crop and also yield loss in these areas. Yellow mosaic is not a major concern in any state. Overall rainfall is good in key growing districts of all the three states. Acreage in MP has declined by 9% due to acreage shift to maize and pulses. If the weather remains favourable in September and there is no sudden and significant variation in temperature and there are no continuous rains at pod filling stage or harvest time, it is expected to reap a good soybean crop this year.

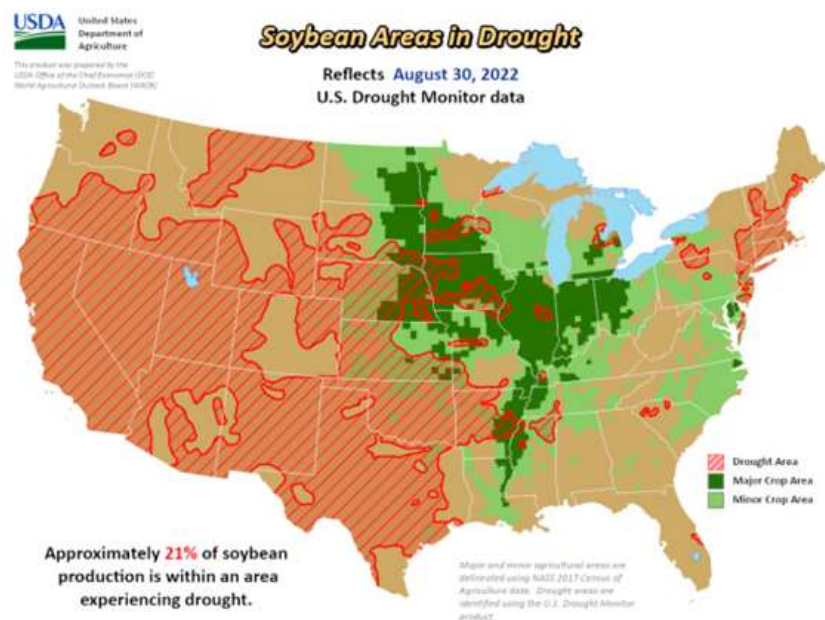
According to SOPA, India's Oct-Jul soy arrivals fell to 82 Lakh tonnes from 90.25 Lakh tonnes year ago, crushing shrank to 67.50 Lakh tonnes from 87.50 Lakh tonnes year ago while stocks with millers, traders, farmers swell to 40.52 Lakh tonnes from only 8.82 Lakh tonnes a year ago. Low Soymeal export demand and squeeze in crush margin resulted into low crushing.

International market update:

Brazil's food supply and statistics agency CONAB said on Wednesday that Brazil's 2022-23 Soybean crop production to grow by 21% to a record 150.36 million tonnes.

Currently, 21% of the Soybean production is within an area experiencing drought as compared to 20% previous week.

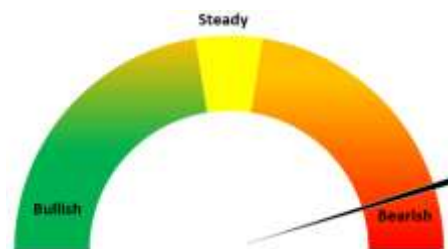
According to USDA's latest report, 3% of Soybean crop is in very poor condition, unchanged as compared to previous week, 9% is in poor condition Vs 8% previous week, fair condition remained unchanged at 30% as compared to previous week, 48% in good condition Vs 49% in previous week and 10% in excellent condition, unchanged as compared to previous week.



RM seed

Today's Update-

Today Jaipur RM seed prices went marginally down by 0.4% to Rs. 6,425/qtl. amid subdued demand in the cash market. In other market, RM seed traded with weak bias. Unchanged duty on edible oils weighed on RM seed prices. In Newai, Rajasthan most of the expellers are shut and only kachhi ghani is operational amid disparity in crushing. Mustard is currently premium over competing oils such as soy oil and CPO. Hence, there is weak demand of Mustard in the market and has kept RM seed prices under pressure. RM seed prices are expected to trade with weak bias in the range of 6,500-6700 in near term tracking weak demand from crushers.



International:

According to USDA latest production estimates, global canola production was increased by 14% from 72.31 MMT last year to 82.48 MMT this year due to increased output from Canada, Russia, USA and UK on higher yields resulting from favourable weather conditions.

Previous Updates-

For 2022-23, the area seeded to canola is expected to decrease by 7% to 8.5 million hectares (Mha) based on Statistics Canada's Seeding Intentions Survey.

Statistics Canada has pegged Canada's 2022 canola plantings at 20.9 million acres, down 7% from last year, 6% below the five-year average and lighter than analyst expectations of 22.1 million.

According to Agriculture and Agri-Food Canada's (AAFC), Demand for Canadian Canola remains firm on a strong world oilseed crush and high prices for competing oilseeds and vegetable oils. Disruption of Black Sea exports of sunflower seed oil as a result of the Russian invasion of Ukraine is tightening world supplies and supporting world prices. Domestically, the processing of canola is estimated to fall to 8.5 Mt, a drop of 18% from last year, while exports are expected to fall by 49% to 5.4 Mt, as commercial buyers outbid exporters for the tight supplies. For the crop year, the major importers of Canadian canola to-date are China, Japan, Mexico and the European Union.

Groundnut:

Low ending stock, lag in sowing progress, good domestic groundnut oil demand and rebound in groundnut oil export demand has kept Groundnut bold 60/70 prices elevated. 60/70 Groundnut bold average prices are likely to trade with firm bias in the range of INR 10,000 - 10,500/Qtl. in the short run.



As on 02nd Sept'22 All India Kharif Groundnut sowing progress is lagging by 7% to 45.14 Lakh hectare as compared to 48.64 Lakh hectare last year in the same period. From 1st June'22 to 04th Sept'22 cumulative rainfall departure recorded up by 33% 26% in Gujarat, 41% in Rajasthan, 34% in Karnataka and 11% in Andhra Pradesh. Agriwatch expects Groundnut 2022-23 Kharif sowing acreage is likely to decline by 8-12%. Acreage is likely to shift to cotton on lucrative prices.

| Statewise Groundnut sowing progress as on 02nd Sept'22 (Lakh Ha) | | | | Cumulative Rainfall Departure (%) 1st June to 04th Sept'22 |
|--|-------|-------|----------|--|
| | 2022 | 2021 | % Change | |
| Gujarat | 17.08 | 19.10 | -11% | 26% |
| Rajasthan | 7.90 | 7.77 | 2% | 41% |
| Karnataka | 3.67 | 4.63 | -21% | 34% |
| Andhra Pradesh | 5.37 | 6.16 | -13% | 11% |
| Others | 11.13 | 10.99 | 1% | |
| Total | 45.14 | 48.64 | -7% | |

| Cumulative rainfall departure (%) 1st June to 04th Sept '22 | | | |
|---|------|-----------|-----|
| Gujarat | 33% | Rajasthan | 41% |
| Kutchh | 84% | Bikaner | 93% |
| Porbandar | 63% | Kota | 58% |
| Dwarka | 60% | Jaipur | 22% |
| Gir somnath | 44% | | |
| Junagarh | 33% | | |
| Amreli | 10% | | |
| Rajkot | 9% | | |
| Morbi | 8% | | |
| Jamnagar | 5% | | |
| Bhavnagar | -11% | | |
| Surrendra nagar | -14% | | |
| SAURASHTRA & KUTCH | 36% | | |
| Banaskatha | 61% | | |
| Saberkantha | 33% | | |
| Aravali | 9% | | |

International:

With China being the largest producer of peanuts in the world, knowing the status of the crop is very important for the market. Out of the total production in Henan and Shandong in South China, 50% is the production of Groundnut. Due to

temperature rise in these 2 regions in the last week, 20% crop is estimated to be damaged. Groundnut production in China is estimated to decline by 20% in the current year. At present, the price of the new crop in comparison to the price of the old crop is higher by 200 yuan per ton as the sowing of peanuts in China is reduced by 10-15%. New arrivals of peanuts will start in China from 15th September. Due to heavy rainfall, there is news of crop damage.

Oilseed Prices at Key Spot Markets:

| Commodity / Centre | Prices (Rs/Qtl) | | | | Change |
|---|-----------------|--------|-----------|--------|--------|
| Soybean | 07-Sep-22 | | 06-Sep-22 | | |
| | Low | High | Low | High | |
| Indore –Plant | 5200 | 5400 | 5250 | 5350 | 50 |
| Indore–Mandi | 5000 | 5300 | 5100 | 5250 | 50 |
| Nagpur-Plant | 4625 | 5550 | 4400 | 5310 | 240 |
| Nagpur – Mandi | 4575 | 5300 | 4300 | 5060 | 240 |
| Latur – Mandi | 5150 | 5465 | 5000 | 5495 | -30 |
| Akola – Mandi | 4500 | 5225 | 5000 | 5210 | 15 |
| Kota-Plant | 4700 | 5000 | 4900 | 5100 | -100 |
| Kota – Mandi | 4600 | 5050 | Closed | Closed | - |
| Bundi-Plant | 4600 | 4950 | 4800 | 5050 | -100 |
| Bundi-Mandi | 4500 | 4900 | 4800 | 5000 | -100 |
| Baran-Plant | 4600 | 5030 | 4900 | 5150 | -120 |
| Baran-Mandi | Closed | Closed | 4400 | 5050 | - |
| Bhawani Mandi Jhalawar–Plant | 4800 | 5020 | 5000 | 5080 | -60 |
| Jhalwar-Mandi | 4700 | 4950 | Closed | Closed | - |
| Rapeseed/Mustard | | | | | |
| Jaipur-(Condition) | 6400 | 6425 | 6425 | 6450 | -25 |
| Alwar-(Condition) | 6000 | 6150 | 6100 | 6200 | -50 |
| Sri Ganganagar-(Non-Condition) | 5600 | 5700 | 5600 | 5700 | Unch |
| New Delhi–(Condition) | 6050 | 6100 | 6050 | 6100 | Unch |
| Kota-(Condition) | 5650 | 5850 | Closed | Closed | - |
| Agra-(Condition) | 6476 | 6571 | 6571 | 6667 | -95 |
| Neewai-(Condition) | 5770 | 6070 | 5700 | 6000 | 70 |
| Hapur (UP)-(Condition) | 6150 | 6250 | 6200 | 6300 | -50 |
| Groundnut Seed | | | | | |
| Rajkot | 1100 | 1100 | 1111 | 1111 | -11 |
| Sunflower Seed | | | | | |
| Gulbarga | 4450 | 5500 | 4400 | 5400 | 100 |
| Latur | 5900 | 6000 | 5900 | 6000 | Unch |
| Sholapur | 5900 | 6000 | 5900 | 6000 | Unch |
| Soybean Prices are in INR/qtl. (1 bag=90 kg). Mandi prices – Loose, Mustard Seed Prices are in INR/qt (1 bag=85 kg) C – Condition (42%), *Groundnut seed in Rs/20 kg, Sunflower Seed in Rs/qtl. | | | | | |

Oilseed Arrivals in Key Centers:

| Commodity / Centre | Arrivals in Bags/Qtl | | Change |
|-------------------------|----------------------|------------------|--------|
| Soybean | 07-Sep-22 | 06-Sep-22 | |
| Madhya Pradesh | 60000 | 55000 | 5000 |
| Maharashtra | 60000 | 60000 | Unch |
| Kota | 14000 | 10000 | 4000 |
| Bundi (Raj) | 1000 | 700 | 300 |
| Baran (Raj) | Closed | 7000 | - |
| Jhalawar (Raj) | 1000 | Closed | - |
| Rapeseed/Mustard | | | |
| Rajasthan | 95000 | 95000 | Unch |
| Alwar | 1500 | 500 | 1000 |
| Sri Ganganagar | 1000 | 1000 | Unch |
| Kota | 1000 | Closed | - |
| Groundnut Seed | | | |
| Rajkot (Gujarat) | 6027.5 | 6115 | -87.5 |
| Sunflower Seed | | | |
| Sholapur (Maharashtra) | 6000 | 6000 | Unch |

Other Oilseed Prices at Mumbai (INR/100 Kg):

| Oilseeds | 7-Sep-22 | 6-Sep-22 | Change |
|----------------------------------|----------|----------|--------|
| Groundnut Kernel | 8150 | 8150 | Unch |
| Gr. Bolds 60/70 | 10150 | 10150 | Unch |
| Gr. Javas 60/70 | 10350 | 10350 | Unch |
| Gr Javas 70/80 | 10950 | 10950 | Unch |
| Gr.Javas 80/90 | 10400 | 10400 | Unch |
| KardiSeed 2% Exp Qly | 5100 | 5100 | Unch |
| Sesame White 98/2/1 FM | 10100 | 10100 | Unch |
| Whitish 95/5/FFA/1FM | 9900 | 9900 | Unch |
| Brown 48/2 FFA/4 FM | 9800 | 9800 | Unch |
| Brown 48/3 FFA/4 FM | 9400 | 9400 | Unch |
| Brown 48/4 FM/* No FFA Guarantee | 8800 | 8800 | Unch |
| Sunflower Seed | 6500 | 6500 | Unch |
| Niger Seed (4% FM) | 8100 | 8100 | Unch |

Disclaimer

The information and opinions contained in the document have been compiled from sources believed to be reliable. The company does not warrant its accuracy, completeness and correctness. Use of data and information contained in this report is at your own risk. This document is not, and should not be construed as, an offer to sell or solicitation to buy any commodities. This document may not be reproduced, distributed or published, in whole or in part, by any recipient hereof for any purpose without prior permission from the Company. IASL and its affiliates and/or their officers, directors and employees may have positions in any commodities mentioned in this document (or in any related investment) and may from time to time add to or dispose of any such commodities (or investment). Please see the detailed disclaimer at <http://www.agriwatch.com/disclaimer.php> © 2022 Indian Agribusiness Systems Limited