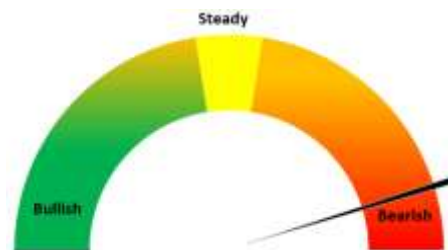


Oilseeds Domestic Fundamentals:

Today's Update-

Today in Indore, soybean plant prices went down by 1.40% at Rs. 5,295/qtl. In other cash market soybean traded with weak bias amid rebound in arrivals. Soybean (plant delivery, Indore) prices are expected to trade with weak bias in the range of 5,300-5,600/qtl levels in the near-term tracking weak soymeal demand, soy meal import and weak demand from crushers on squeeze in crush margin, high ending stock and decline in edible oil prices.



Soybean Sowing Updates and crop condition:

State wise Soybean sowing progress as on 02nd Sept'22 (Lakh Ha)				
State	2022	2021	% Change	Cumulative Rainfall Departure (%) 1st June to 04th Sept'22
Maharashtra	48.70	45.94	6%	17%
Madhya Pradesh	50.18	55.14	-9%	20%
Rajasthan	11.51	10.63	8%	41%
Karnataka	4.36	3.83	14%	34%
Telangana.	1.74	1.41	23%	45%
Others	3.88	3.69	5%	
Total	120.37	120.64	-0.2%	

From 1st June'22- 04th Sept'22, cumulative rainfall recorded above average by 17% in Maharashtra, 20% in MP, in Rajasthan cumulative rainfall remained above average at 41%. As on 02nd Sept'22 All India Kharif soybean sowing progress is down by 0.2% to 120.37 Lakh hectare as compared to 120.64 Lakh hectare last year in the same period. Agriwatch expects soybean acreage to decline by 5-8% amid acreage shift to cotton and Maize.

According to industry sources, Soybean crop all across India is in normal to good condition. Vegetative growth is excellent. Most crop is in flowering and pod formation stage. Soybean fields are mostly weed-free and there is no significant attack of insects or diseases. Due to excessive and continuous rains, in some districts of Maharashtra and Madhya Pradesh, water logging has been seen in low lying areas, causing yellowing of leaves and there may be some damage to crop and also yield loss in these areas. Yellow mosaic is not a major concern in any state. Overall rainfall is good in key growing districts of all the three states. Acreage in MP has declined by 9% due to acreage shift to maize and pulses. If the weather remains favourable in September and there is no sudden and significant variation in temperature and there are no continuous rains at pod filling stage or harvest time, it is expected to reap a good soybean crop this year.

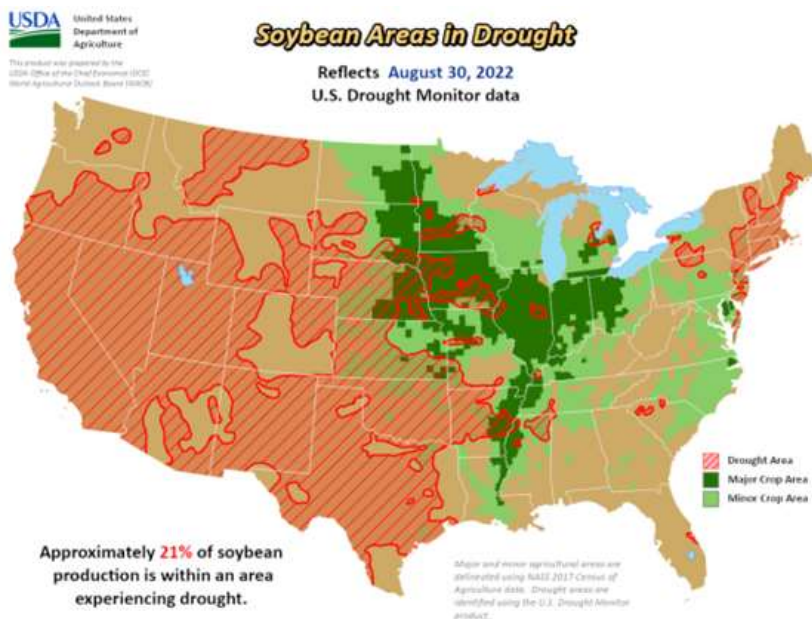
According to SOPA, India's Oct-Jul soy arrivals fell to 82 Lakh tonnes from 90.25 Lakh tonnes year ago, crushing shrank to 67.50 Lakh tonnes from 87.50 Lakh tonnes year ago while stocks with millers, traders, farmers swell to 40.52 Lakh tonnes from only 8.82 Lakh tonnes a year ago. Low Soymeal export demand and squeeze in crush margin resulted into low crushing.

International market update:

Brazil's food supply and statistics agency CONAB said on Wednesday that Brazil's 2022-23 Soybean crop production to grow by 21% to a record 150.36 million tonnes.

Currently, 21% of the Soybean production is within an area experiencing drought as compared to 20% previous week.

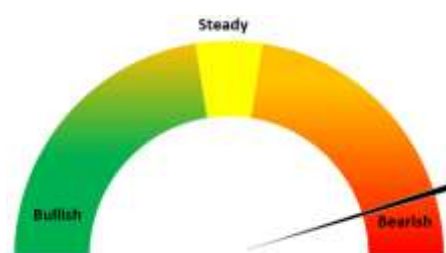
According to USDA's latest report, 3% of Soybean crop is in very poor condition, unchanged as compared to previous week, 9% is in poor condition Vs 8% previous week, fair condition remained unchanged at 30% as compared to previous week, 48% in good condition Vs 49% in previous week and 10% in excellent condition, unchanged as compared to previous week.



RM seed

Today's Update-

Today Jaipur RM seed prices went marginally up by 0.8% to Rs. 6,425/qlt. amid subdued demand in the cash market. In other market, RM seed traded with weak bias. Unchanged duty on edible oils weighed on RM seed prices. In Newai, Rajasthan most of the expellers are shut and only kachhi ghani is operational amid disparity in crushing. Mustard is currently premium over competing oils such as soy oil and CPO. Hence, there is weak demand of Mustard in the market and has kept RM seed prices under pressure. RM seed prices are expected to trade with weak bias in the range of 6,300-6500 in near term tracking weak demand from crushers.



International:

According to USDA latest production estimates, global canola production was increased by 14% from 72.31 MMT last year to 82.48 MMT this year due to increased output from Canada, Russia, USA and UK on higher yields resulting from favourable weather conditions.

Previous Updates-

For 2022-23, the area seeded to canola is expected to decrease by 7% to 8.5 million hectares (Mha) based on Statistics Canada's Seeding Intentions Survey.

Statistics Canada has pegged Canada's 2022 canola plantings at 20.9 million acres, down 7% from last year, 6% below the five-year average and lighter than analyst expectations of 22.1 million.

According to of Agriculture and Agri-Food Canada's (AAFC), Demand for Canadian Canola remains firm on a strong world oilseed crush and high prices for competing oilseeds and vegetable oils. Disruption of Black Sea exports of sunflower seed oil as a result of the Russian invasion of Ukraine is tightening world supplies and supporting world prices. Domestically, the processing of canola is estimated to fall to 8.5 Mt, a drop of 18% from last year, while exports are expected to fall by 49% to 5.4 Mt, as commercial buyers outbid exporters for the tight supplies. For the crop year, the major importers of Canadian canola to-date are China, Japan, Mexico and the European Union.

Groundnut:

Low ending stock, lag in sowing progress, good domestic groundnut oil demand and rebound in groundnut oil export demand has kept Groundnut bold 60/70 prices elevated. 60/70 Groundnut bold average prices are likely to trade with firm bias in the range of INR 10,000 - 10,500/Qtl. in the short run.



As on 02nd Sept'22 All India Kharif Groundnut sowing progress is lagging by 7% to 45.14 Lakh hectare as compared to 48.64 Lakh hectare last year in the same period. From 1st June'22 to 04th Sept'22 cumulative rainfall departure recorded up by 33% 26% in Gujarat, 41% in Rajasthan, 34% in Karnataka and 11% in Andhra Pradesh. Agriwatch expects

	2022	2021	% Change	Cumulative Rainfall Departure (%) 1st June to 04th Sept'22
Gujarat	17.08	19.10	-11%	26%
Rajasthan	7.90	7.77	2%	41%
Karnataka	3.67	4.63	-21%	34%
Andhra Pradesh	5.37	6.16	-13%	11%
Others	11.13	10.99	1%	
Total	45.14	48.64	-7%	

Groundnut 2022-23 Kharif sowing acreage is likely to decline by 8-12%. Acreage is likely to shift to cotton on lucrative prices.

International:

With China being the largest producer of peanuts in the world, knowing the status of the crop is very important for the market. Out of the total production in Henan and Shandong in South China, 50% is the

production of Groundnut. Due to temperature rise in these 2 regions in the last week, 20% crop is estimated to be damaged. Groundnut production in China is estimated to decline by 20% in the current year. At present, the price of the new crop in comparison to the price of the old crop is higher by 200

yuan per ton as the sowing of peanuts in China is reduced by 10-15%. New arrivals of peanuts will start in China from 15th September. Due to heavy rainfall, there is news of crop damage.

Oilseed Prices at Key Spot Markets:

Commodity / Centre	Prices (Rs/Qtl)				Change
Soybean	12-Sep-22		10-Sep-22		
	Low	High	Low	High	
Indore –Plant	5000	5295	5250	5370	-75
Indore–Mandi	4800	5250	5050	5325	-75
Nagpur-Plant	4500	5245	4420	5320	-75
Nagpur – Mandi	4400	4975	4250	5050	-75
Latur – Mandi	NA	NA	5280	5470	-
Akola – Mandi	4700	5170	4835	5205	-35
Kota-Plant	4900	5300	4950	5350	-50
Kota – Mandi	4800	5200	5000	5250	-50
Bundi-Plant	4800	5160	4900	5240	-80
Bundi-Mandi	4700	5070	4800	5150	-80
Baran-Plant	5000	5200	5100	5300	-100
Baran-Mandi	4900	5100	5000	5200	-100
Bhawani Mandi Jhalawar–Plant	5000	5250	5080	5350	-100
Jhalwar-Mandi	4700	5000	Closed	Closed	-
Rapeseed/Mustard					
Jaipur-(Condition)	6400	6425	6350	6375	50
Alwar-(Condition)	5950	6100	5900	6050	50
Sri Ganganagar-(Non-Condition)	5670	5770	5475	5575	195
New Delhi–(Condition)	6000	6050	6075	6125	-75
Kota-(Condition)	5800	6000	5700	5900	100
Agra-(Condition)	6452	6548	6452	6548	Unch
Neewai-(Condition)	5800	6100	5700	6000	100
Hapur (UP)-(Condition)	6250	6350	6200	6300	50
Groundnut Seed					
Rajkot	1100	1100	1111	1111	-11
Sunflower Seed					
Gulbarga	NA	NA	NA	NA	-

Latur	5900	6000	5900	6000	Unch
Sholapur	5900	6000	5900	6000	Unch
Soybean Prices are in INR/qtl. (1 bag=90 kg). Mandi prices – Loose, Mustard Seed Prices are in INR/qt (1 bag=85 kg) C – Condition (42%), *Groundnut seed in Rs/20 kg, Sunflower Seed in Rs/qtl.					

Oilseed Arrivals in Key Centers:

Commodity / Centre	Arrivals in Bags/Qtl		Change
Soybean	12-Sep-22	10-Sep-22	
Madhya Pradesh	80000	50000	30000
Maharashtra	70000	40000	30000
Kota	10000	10000	Unch
Bundi (Raj)	700	400	300
Baran (Raj)	1400	1000	400
Jhalawar (Raj)	1000	Closed	-
Rapeseed/Mustard			
Rajasthan	95000	85000	10000
Alwar	1000	500	500
Sri Ganganagar	1300	500	800
Kota	1500	600	900
Groundnut Seed			
Rajkot (Gujarat)	6052.5	6140	-87.5
Sunflower Seed			
Sholapur (Maharashtra)	6000	6000	Unch

Other Oilseed Prices at Mumbai (INR/100 Kg):

Oilseeds	12-Sep-22	10-Sep-22	Change
Groundnut Kernel	8350	8300	50
Gr. Bolds 60/70	10250	10150	100
Gr. Javas 60/70	10450	10350	100
Gr Javas 70/80	11050	10950	100
Gr.Javas 80/90	10500	10400	100
KardiSeed 2% Exp Qly	5100	5100	Unch
Sesame White 98/2/1 FM	10100	10100	Unch
Whitish 95/5/FFA/1FM	9900	9900	Unch
Brown 48/2 FFA/4 FM	9800	9800	Unch

Brown 48/3 FFA/4 FM	9400	9400	Unch
Brown 48/4 FM/* No FFA Guarantee	8800	8800	Unch
Sunflower Seed	6500	6500	Unch
Niger Seed (4% FM)	8100	8100	Unch

Disclaimer

The information and opinions contained in the document have been compiled from sources believed to be reliable. The company does not warrant its accuracy, completeness and correctness. Use of data and information contained in this report is at your own risk. This document is not, and should not be construed as, an offer to sell or solicitation to buy any commodities. This document may not be reproduced, distributed or published, in whole or in part, by any recipient hereof for any purpose without prior permission from the Company. IASL and its affiliates and/or their officers, directors and employees may have positions in any commodities mentioned in this document (or in any related investment) and may from time to time add to or dispose of any such commodities (or investment). Please see the detailed disclaimer at <http://www.agriwatch.com/disclaimer.php> © 2022 Indian Agribusiness Systems Limited