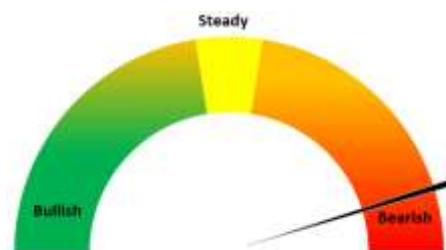


Oilseeds Domestic Fundamentals:
Today's Update-

Today in Indore, soybean plant prices went up by 1.49% at Rs. 5,450/qtl. In other cash market soybean traded with firm bias amid shrink in arrivals. Soybean (plant delivery, Indore) prices are expected to trade with weak bias in the range of 5,200-5,500/qtl levels in the near-term tracking weak soymeal demand, soy meal import and weak demand from crushers on squeeze in crush margin, high ending stock and decline in edible oil prices.


Soybean Sowing Updates and crop condition:

State wise Soybean sowing progress as on 09th Sept'22 (Lakh Ha)				
State	2022	2021	% Change	Cumulative Rainfall Departure (%) 1st June to 14th Sept'22
Maharashtra	48.76	46.02	6%	24%
Madhya Pradesh	50.18	55.14	-9%	18%
Rajasthan	11.51	10.63	8%	34%
Karnataka	4.37	3.83	14%	42%
Telangana.	1.74	1.41	23%	55%
Others	3.91	3.69	6%	
Total	120.48	120.71	-0.2%	

From 1st June'22- 14th Sept'22, cumulative rainfall recorded above average by 24% in Maharashtra, 18% in MP, in Rajasthan cumulative rainfall remained above average at 34%. As on 09nd Sept'22 All India Kharif soybean sowing progress is down by 0.2% to 120.48 Lakh hectare as compared to 120.71 Lakh hectare last year in the same period.

According to industry sources, Soybean crop all across India is in normal to good condition. Vegetative growth is excellent. Most crop is in flowering and pod formation stage. Soybean fields are mostly weed-free and there is no significant attack of insects or diseases. Due to excessive and continuous rains, in some districts of Maharashtra and Madhya Pradesh, water logging has been seen in low lying areas, causing yellowing of leaves and there may be some damage to crop and also yield loss in these areas. Yellow mosaic is not a major concern in any state. Overall rainfall is good in key growing districts of all the three states. Acreage in MP has declined by 9% due to acreage shift to maize and pulses. If the weather remains favourable in September and there is no sudden and significant variation in temperature and there are no continuous rains at pod filling stage or harvest time, it is expected to reap a good soybean crop this year.

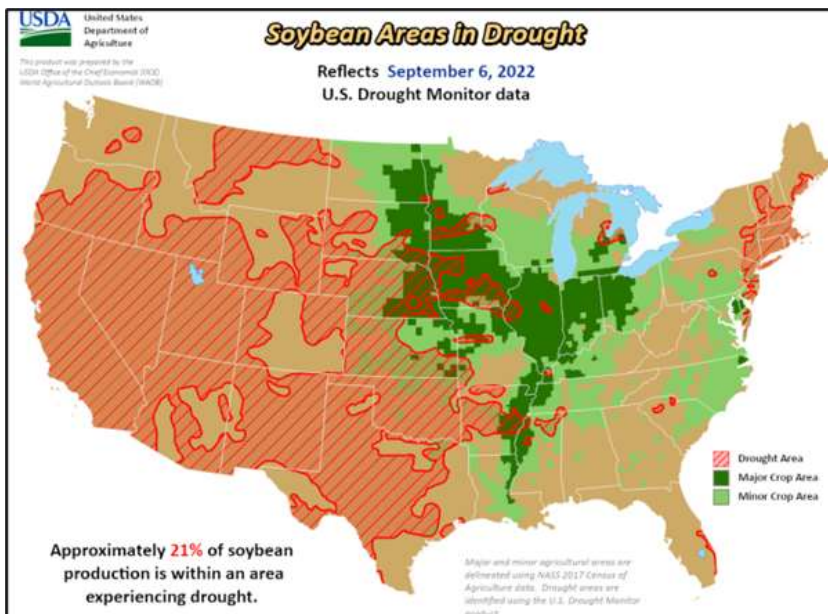
According to SOPA, India's Oct-Jul soy arrivals fell to 82 Lakh tonnes from 90.25 Lakh tonnes year ago, crushing shrank to 67.50 Lakh tonnes from 87.50 Lakh tonnes year ago while stocks with millers, traders, farmers swell to 40.52 Lakh tonnes from only 8.82 Lakh tonnes a year ago. Low Soymeal export demand and squeeze in crush margin resulted into low crushing.

International market update:

Brazil's food supply and statistics agency CONAB said on Wednesday that Brazil's 2022-23 Soybean crop production to grow by 21% to a record 150.36 million tonnes.

Currently, 21% of the Soybean production is within an area experiencing drought as compared to 21% previous week.

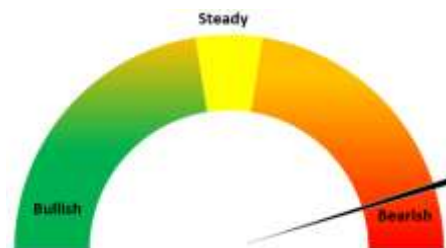
According to USDA's latest report, 3% of Soybean crop is in very poor condition, unchanged as compared to previous week, 9% is in poor condition Vs 8% previous week, fair condition remained unchanged at 30% as compared to previous week, 48% in good condition Vs 49% in previous week and 10% in excellent condition, unchanged as compared to previous week.



RM seed

Today's Update-

Today Jaipur RM seed prices went marginally down by 0.4% to Rs. 6,450/qtl. amid subdued demand in the cash market. In other market, RM seed traded with weak bias. Unchanged duty on edible oils weighed on RM seed prices. In Newai, Rajasthan most of the expellers are shut and only kachhi ghani is operational amid disparity in crushing. Mustard is currently premium over competing oils such as soy oil and CPO. Hence, there is weak demand of Mustard in the market and has kept RM seed prices under pressure. RM seed prices are expected to trade with weak bias in the range of 6,300-6500 in near term tracking weak demand from crushers.



International:

According to USDA latest production estimates, global canola production was increased by 14% from 72.31 MMT last year to 82.48 MMT this year due to increased output from Canada, Russia, USA and UK on higher yields resulting from favourable weather conditions.

Previous Updates-

For 2022-23, the area seeded to canola is expected to decrease by 7% to 8.5 million hectares (Mha) based on Statistics Canada's Seeding Intentions Survey.

Statistics Canada has pegged Canada's 2022 canola plantings at 20.9 million acres, down 7% from last year, 6% below the five-year average and lighter than analyst expectations of 22.1 million.

According to of Agriculture and Agri-Food Canada's (AAFC), Demand for Canadian Canola remains firm on a strong world oilseed crush and high prices for competing oilseeds and vegetable oils. Disruption of Black Sea exports of sunflower seed oil as a result of the Russian invasion of Ukraine is tightening world supplies and supporting world prices. Domestically, the processing of canola is estimated to fall to 8.5 Mt, a drop of 18% from last year, while exports are expected to fall by 49% to 5.4 Mt, as commercial buyers outbid exporters for the tight supplies. For the crop year, the major importers of Canadian canola to-date are China, Japan, Mexico and the European Union.

Groundnut:

Low ending stock, lag in sowing progress, good domestic groundnut oil demand and rebound in groundnut oil export demand has kept Groundnut bold 60/70 prices elevated. 60/70 Groundnut bold average prices are likely to trade with firm bias in the range of INR 10,000 - 10,500/Qtl. in the short run.



As on 09th Sept'22 All India Kharif Groundnut sowing progress is lagging by 7% to 45.35 Lakh hectare as compared to 48.94 Lakh hectare last year in the same period. From 1st June'22 to 14th Sept'22 cumulative

rainfall departure recorded up by 27% in Gujarat, 34% in Rajasthan, 42% in Karnataka and 21% in Andhra Pradesh. Agriwatch expects Groundnut 2022-23 Kharif sowing acreage is likely to decline by 8-12%. Acreage is likely to shift to cotton on lucrative prices.

Statewise Groundnut sowing progress as on 09th Sept'22 (Lakh Ha)				
	2022	2021	% Change	Cumulative Rainfall Departure (%) 1st June to 14th Sept'22
Gujarat	17.08	19.10	-11%	27%
Rajasthan	7.90	7.77	2%	34%
Karnataka	3.70	4.75	-22%	42%
Andhra Pradesh	5.38	6.19	-13%	21%
Others	11.29	11.13	1%	
Total	45.35	48.94	-7%	

International:

With China being the largest producer of peanuts in the world, knowing the status of the crop is very important for the market. Out of the total production in Henan and Shandong in South China, 50% is the

production of Groundnut. Due to temperature rise in these 2 regions in the last week, 20% crop is estimated to be damaged. Groundnut production in China is estimated to decline by 20% in the current year. At present, the price of the new crop in comparison to the price of the old crop is higher by 200 yuan per ton as the sowing of peanuts in China is reduced by 10-15%. New arrivals of peanuts will start in China from 15th September. Due to heavy rainfall, there is news of crop damage.

Oilseed Prices at Key Spot Markets:

Commodity / Centre	Prices (Rs/Qtl)					Change
Soybean	14-Sep-22			13-Sep-22		
	Low	High		Low	High	
Indore –Plant	5350	5450	5400	5100	5370	80
Indore–Mandi	5100	5350	5225	5000	5325	25
Nagpur-Plant	4400	5385	4893	4300	5355	30
Nagpur – Mandi	4300	5115	4708	4200	5085	30
Latur – Mandi	5200	5475	5338	NA	NA	-
Akola – Mandi	5000	5370	5185	4400	5115	255
Kota-Plant	5200	5520	5360	5000	5380	140
Kota – Mandi	5100	5420	5260	4900	5280	140
Bundi-Plant	5200	5370	5285	5000	5250	120
Bundi-Mandi	5100	5280	5190	4900	5160	120
Baran-Plant	5400	5470	5435	5200	5320	150
Baran-Mandi	5300	5370	5335	5100	5220	150
Bhawani Mandi Jhalawar–Plant	5200	5550	5375	5100	5380	170
Jhalwar-Mandi	5000	5320	5160	4900	5150	170
Rapeseed/Mustard						
Jaipur-(Condition)	6425	6450	6438	6450	6475	-25
Alwar-(Condition)	6050	6200	6125	5950	6100	100
Sri Ganganagar-(Non-Condition)	5550	5650	5600	5650	5750	-100
New Delhi–(Condition)	6100	6150	6125	6050	6100	50
Kota-(Condition)	5850	6050	5950	5850	6050	Unch
Agra-(Condition)	6381	6571	6476	6381	6571	Unch
Neewai-(Condition)	5700	6000	5850	5900	6200	-200
Hapur (UP)-(Condition)	6250	6350	6300	6250	6350	Unch
Groundnut Seed						
Rajkot	1121	1121	1121	1105	1105	16
Sunflower Seed						
Gulbarga	NA	NA	#DIV/0!	NA	NA	-
Latur	5900	6000	5950	5900	6000	Unch
Sholapur	5900	6000	5950	5900	6000	Unch

Soybean Prices are in INR/qtl. (1 bag=90 kg). Mandi prices – Loose, Mustard Seed Prices are in INR/qt (1 bag=85 kg) C – Condition (42%), *Groundnut seed in Rs/20 kg, Sunflower Seed in Rs/qtl.

Oilseed Arrivals in Key Centers:

Commodity / Centre	Arrivals in Bags/Qtl		Change
Soybean	14-Sep-22	13-Sep-22	
Madhya Pradesh	40000	70000	-30000
Maharashtra	60000	60000	Unch
Kota	8000	8000	Unch
Bundi (Raj)	500	300	200
Baran (Raj)	2000	900	1100
Jhalawar (Raj)	900	700	200
Rapeseed/Mustard			
Rajasthan	95000	95000	Unch
Alwar	700	1000	-300
Sri Ganganagar	1000	1000	Unch
Kota	1400	1200	200
Groundnut Seed			
Rajkot (Gujarat)	6202.5	6075	127.5
Sunflower Seed			
Sholapur (Maharashtra)	6000	6000	Unch

Other Oilseed Prices at Mumbai (INR/100 Kg):

Oilseeds	14-Sep-22	13-Sep-22	Change
Groundnut Kernel	8450	8400	50
Gr. Bolds 60/70	10250	10250	Unch
Gr. Javas 60/70	10450	10450	Unch
Gr Javas 70/80	11050	11050	Unch
Gr.Javas 80/90	10500	10500	Unch
KardiSeed 2% Exp Qly	5100	5100	Unch
Sesame White 98/2/1 FM	10100	10100	Unch
Whitish 95/5/FFA/1FM	9900	9900	Unch
Brown 48/2 FFA/4 FM	9800	9800	Unch
Brown 48/3 FFA/4 FM	9400	9400	Unch

Brown 48/4 FM/* No FFA Guarantee	8800	8800	Unch
Sunflower Seed	6500	6500	Unch
Niger Seed (4% FM)	8100	8100	Unch

Disclaimer

The information and opinions contained in the document have been compiled from sources believed to be reliable. The company does not warrant its accuracy, completeness and correctness. Use of data and information contained in this report is at your own risk. This document is not, and should not be construed as, an offer to sell or solicitation to buy any commodities. This document may not be reproduced, distributed or published, in whole or in part, by any recipient hereof for any purpose without prior permission from the Company. IASL and its affiliates and/or their officers, directors and employees may have positions in any commodities mentioned in this document (or in any related investment) and may from time to time add to or dispose of any such commodities (or investment). Please see the detailed disclaimer at <http://www.agriwatch.com/disclaimer.php> © 2022 Indian Agribusiness Systems Limited