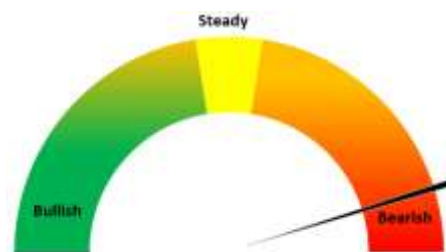


Oilseeds Domestic Fundamentals:
Today's Update-

Today in Indore, soybean plant prices went marginally up by 0.56% to Rs. 5,400/qtl. amid shrink in arrivals. In other cash market soybean traded with mixed bias despite shrink in arrivals on weak demand. Soybean (plant delivery, Indore) prices are expected to trade with weak bias in the range of 5,200-5,500/qtl levels in the near-term tracking weak soymeal demand, soy meal import and weak demand from crushers on squeeze in crush margin, high ending stock and decline in edible oil prices.


Soybean Sowing Updates and crop condition:

State wise Soybean sowing progress as on 09th Sept'22 (Lakh Ha)				
State	2022	2021	% Change	Cumulative Rainfall Departure (%) 1st June to 14th Sept'22
Maharashtra	48.76	46.02	6%	24%
Madhya Pradesh	50.18	55.14	-9%	18%
Rajasthan	11.51	10.63	8%	34%
Karnataka	4.37	3.83	14%	42%
Telangana.	1.74	1.41	23%	55%
Others	3.91	3.69	6%	
Total	120.48	120.71	-0.2%	

From 1st June'22- 14th Sept'22, cumulative rainfall recorded above average by 24% in Maharashtra, 18% in MP, in Rajasthan cumulative rainfall remained above average at 34%. As on 09nd Sept'22 All India Kharif soybean sowing progress is down by 0.2% to 120.48 Lakh hectare as compared to 120.71 Lakh hectare last year in the same period.

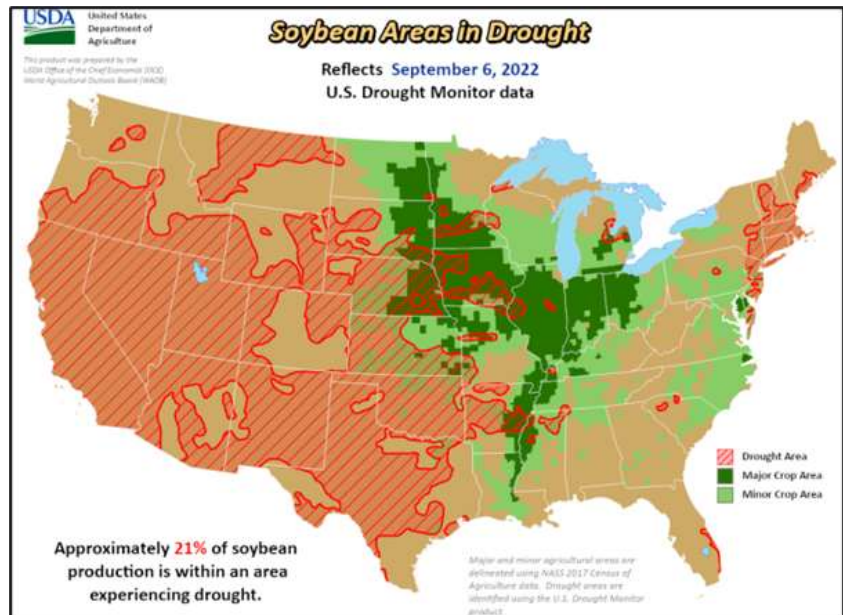
According to industry sources, Soybean crop all across India is in normal to good condition. Vegetative growth is excellent. Most crop is in flowering and pod formation stage. Soybean fields are mostly weed-free and there is no significant attack of insects or diseases. Due to excessive and continuous rains, in some districts of Maharashtra and Madhya Pradesh, water logging has been seen in low lying areas, causing yellowing of leaves and there may be some damage to crop and also yield loss in these areas. Yellow mosaic is not a major concern in any state. Overall rainfall is good in key growing districts of all the three states. Acreage in MP has declined by 9% due to acreage shift to maize and pulses. If the weather remains favourable in September and there is no sudden and significant variation in temperature and there are no continuous rains at pod filling stage or harvest time, it is expected to reap a good soybean crop this year.

According to SOPA, India's Oct-Jul soy arrivals fell to 82 Lakh tonnes from 90.25 Lakh tonnes year ago, crushing shrank to 67.50 Lakh tonnes from 87.50 Lakh tonnes year ago while stocks with millers, traders, farmers swell to 40.52 Lakh tonnes from only 8.82 Lakh tonnes a year ago. Low Soymeal export demand and squeeze in crush margin resulted into low crushing.

International market update:

China, largest soybean importer, bought 7.17 MMT in AUG22, -25% vs AUG 21 (9.49m), -9% vs JUL22 (7.88m), lowest imported quantity since 2014 for a month of August, decline explains by deteriorated demand of domestic market due to continuous lockdowns & negative crush margins.

Currently, 21% of the Soybean production is within an area experiencing drought as compared to 21% previous week.



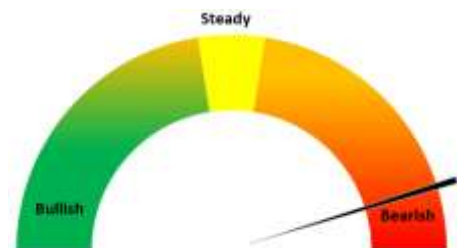
RM seed

Today's Update-

Today Jaipur RM seed prices went marginally up by 0.4% to Rs. 6,450/qtl. amid subdued demand in the cash market. In other market, RM seed traded with weak bias. Unchanged duty on edible oils weighed on RM seed prices. In Newai, Rajasthan most of the expellers are shut and only kachhi ghani is operational amid disparity in crushing. Mustard is currently premium over competing oils such as soy oil and CPO. Hence, there is weak demand of Mustard in the market and has kept RM seed prices under pressure. RM seed prices are expected to trade with weak bias in the range of 6,300-6500 in near term tracking weak demand from crushers.

International:

According to USDA latest production estimates, global canola production was increased by 14% from 72.31 MMT last year to 82.48 MMT this year due to increased output from Canada, Russia, USA and UK on higher yields resulting from favourable weather conditions.



Previous Updates-

For 2022-23, the area seeded to canola is expected to decrease by 7% to 8.5 million hectares (Mha) based on Statistics Canada's Seeding Intentions Survey.

Statistics Canada has pegged Canada's 2022 canola plantings at 20.9 million acres, down 7% from last year, 6% below the five-year average and lighter than analyst expectations of 22.1 million.

According to of Agriculture and Agri-Food Canada's (AAFC), Demand for Canadian Canola remains firm on a strong world oilseed crush and high prices for competing oilseeds and vegetable oils. Disruption of Black Sea exports of sunflower seed oil as a result of the Russian invasion of Ukraine is tightening world supplies and supporting world prices. Domestically, the processing of canola is estimated to fall to 8.5 Mt, a drop of 18% from last year, while exports are expected to fall by 49% to 5.4 Mt, as commercial buyers outbid exporters for the tight supplies. For the crop year, the major importers of Canadian canola to-date are China, Japan, Mexico and the European Union.

Groundnut:

Low ending stock, lag in sowing progress, good domestic groundnut oil demand and rebound in groundnut oil export demand has kept Groundnut bold 60/70 prices elevated. 60/70 Groundnut bold average prices are likely to trade with firm bias in the range of INR 10,000 - 10,500/Qtl. in the short run.



As on 09th Sept'22 All India Kharif Groundnut sowing progress is lagging by 7% to 45.35 Lakh hectare as compared to 48.94 Lakh hectare last year in the same period. From 1st June'22 to 14th Sept'22 cumulative rainfall departure recorded up by 27% in

Gujarat, 34% in Rajasthan, 42% in Karnataka and 21% in Andhra Pradesh.

Agriwatch expects Groundnut 2022-23 Kharif sowing acreage is likely to decline by 8-12%. Acreage is likely to shift to cotton on lucrative prices.

	2022	2021	% Change	Cumulative Rainfall Departure (%) 1st June to 14th Sept'22
Gujarat	17.08	19.10	-11%	27%
Rajasthan	7.90	7.77	2%	34%
Karnataka	3.70	4.75	-22%	42%
Andhra Pradesh	5.38	6.19	-13%	21%
Others	11.29	11.13	1%	
Total	45.35	48.94	-7%	

International:

With China being the largest producer of peanuts in the world, knowing the status of the crop is very important for the market. Out of the total production in Henan and Shandong in South China, 50% is the

production of Groundnut. Due to temperature rise in these 2 regions in the last week, 20% crop is estimated to be damaged. Groundnut production in China is estimated to decline by 20% in the current year. At present, the price of the new crop in comparison to the price of the old crop is higher by 200

yuan per ton as the sowing of peanuts in China is reduced by 10-15%. New arrivals of peanuts will start in China from 15th September. Due to heavy rainfall, there is news of crop damage.

Oilseed Prices at Key Spot Markets:

Commodity / Centre	Prices (Rs/Qtl)				Change
Soybean	17-Sep-22		16-Sep-22		
	Low	High	Low	High	
Indore –Plant	5300	5400	5300	5370	30
Indore–Mandi	5000	5300	5000	5270	30
Nagpur-Plant	4550	5625	4550	5625	Unch
Nagpur – Mandi	4450	5355	4450	5355	Unch
Latur – Mandi	5030	5500	5030	5500	Unch
Akola – Mandi	4900	5385	4950	5375	10
Kota-Plant	5200	5400	5000	5450	-50
Kota – Mandi	5100	5300	4900	5350	-50
Bundi-Plant	5000	5100	4800	5140	-40
Bundi-Mandi	4700	5000	4800	5050	-50
Baran-Plant	4700	5300	4900	5200	100
Baran-Mandi	Closed	Closed	4800	5100	-
Bhawani Mandi Jhalawar–Plant	5000	5500	5000	5530	-30
Jhalwar-Mandi	5000	5300	4800	5300	Unch
Rapeseed/Mustard					
Jaipur-(Condition)	6425	6450	6400	6425	25
Alwar-(Condition)	6100	6200	6050	6100	100
Sri Ganganagar-(Non-Condition)	5600	5850	5700	5800	50
New Delhi–(Condition)	6050	6100	6050	6100	Unch
Kota-(Condition)	6000	6200	5825	6045	155
Agra-(Condition)	6381	6595	6286	6476	119
Neewai-(Condition)	5600	6100	5700	6000	100
Hapur (UP)-(Condition)	6400	6450	6300	6400	50
Groundnut Seed					
Rajkot	1105	1105	1075	1075	30
Sunflower Seed					
Gulbarga	NA	NA	NA	NA	-
Latur	5900	6000	5900	6000	Unch
Sholapur	5900	6000	5900	6000	Unch

Soybean Prices are in INR/qtl. (1 bag=90 kg). Mandi prices – Loose, Mustard Seed Prices are in INR/qt (1 bag=85 kg) C – Condition (42%), *Groundnut seed in Rs/20 kg, Sunflower Seed in Rs/qtl.

Oilseed Arrivals in Key Centers:

Commodity / Centre	Arrivals in Bags/Qtl		Change
Soybean	17-Sep-22	16-Sep-22	
Madhya Pradesh	30000	50000	-20000
Maharashtra	50000	50000	Unch
Kota	7000	5000	2000
Bundi (Raj)	40	80	-40
Baran (Raj)	Closed	700	-
Jhalawar (Raj)	200	400	-200
Rapeseed/Mustard			
Rajasthan	85000	90000	-5000
Alwar	500	900	-400
Sri Ganganagar	1200	1300	-100
Kota	1500	1000	500
Groundnut Seed			
Rajkot (Gujarat)	6162.5	6062.5	100
Sunflower Seed			
Sholapur (Maharashtra)	6000	6000	Unch

Other Oilseed Prices at Mumbai (INR/100 Kg):

Oilseeds	17-Sep-22	16-Sep-22	Change
Groundnut Kernel	8450	8450	Unch
Gr. Bolds 60/70	10250	10350	-100
Gr. Javas 60/70	10450	10550	-100
Gr Javas 70/80	11050	11150	-100
Gr.Javas 80/90	10500	10600	-100
KardiSeed 2% Exp Qly	5100	5100	Unch
Sesame White 98/2/1 FM	10100	10100	Unch
Whitish 95/5/FFA/1FM	9900	9900	Unch
Brown 48/2 FFA/4 FM	9800	9800	Unch
Brown 48/3 FFA/4 FM	9400	9400	Unch
Brown 48/4 FM/* No FFA Guarantee	8800	8800	Unch
Sunflower Seed	6500	6500	Unch
Niger Seed (4% FM)	8100	8100	Unch

Disclaimer

The information and opinions contained in the document have been compiled from sources believed to be reliable. The company does not warrant its accuracy, completeness and correctness. Use of data and information contained in this report is at your own risk. This document is not, and should not be construed as, an offer to sell or solicitation to buy any commodities. This document may not be reproduced, distributed or published, in whole or in part, by any recipient hereof for any purpose without prior permission from the Company. IASL and its affiliates and/or their officers, directors and employees may have positions in any commodities mentioned in this document (or in any related investment) and may from time to time add to or dispose of any such commodities (or investment). Please see the detailed disclaimer at <http://www.agriwatch.com/disclaimer.php> © 2022 Indian Agribusiness Systems Limited