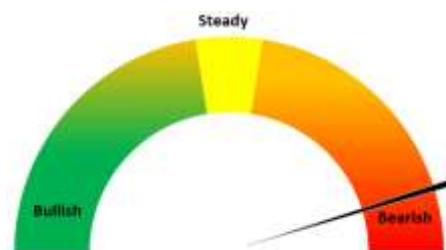


Oilseeds Domestic Fundamentals:
Today's Update-

Today in Indore, soybean plant prices went up by 0.94% at Rs. 5,350/qtl. amid rainfall in key growing regions. In other cash market soybean traded with firm bias. Soybean (plant delivery, Indore) prices are expected to trade with weak bias in the range of 5,200-5,500/qtl levels in the near-term tracking weak soymeal demand, soy meal import and weak demand from crushers on squeeze in crush margin, high ending stock and decline in edible oil prices.



According to the 1st Advance Estimates of production of major Kharif crops for 2022-23 released by the Ministry of Agriculture and Farmers Welfare, total kharif oilseed production during 2022-23 is estimated at 235.73 lakh tonne. Under the Major Oilseeds, Groundnut production is estimated at 83.69 lakh tonne. Soybean and Sunflower production are estimated to be at 128.92 lakh tonne and 1.4 lakh tonne, respectively.

Crop	4th advance estimate 2021-22	1st advance estimate 2022-23	% Change over previous year
Groundnut	83.75	83.69	-0.1%
Soybean	129.95	128.92	-0.8%
Castorseed	16.11	15.08	-6.4%
Sesamum	7.62	6.34	-16.8%
Nigerseed	0.34	0.3	-11.8%
Sunflower	1.12	1.4	25.0%
Total	238.88	235.73	-1.3%
Source: MoA		Unit: Lakh Tonnes	

Soybean Sowing Updates and crop condition:

State wise Soybean sowing progress as on 16th Sept'22 (Lakh Ha)				
State	2022	2021	% Change	Cumulative Rainfall Departure (%) 1st June to 21st Sept'22
Maharashtra	48.96	46.02	6%	26%
Madhya Pradesh	50.18	55.14	-9%	22%
Rajasthan	11.51	10.63	8%	34%
Karnataka	4.38	3.83	14%	36%
Telangana.	1.75	1.47	19%	48%
Others	3.92	3.69	6%	
Total	120.70	120.78	-0.1%	

From 1st June'22- 21st Sept'22, cumulative rainfall recorded above average by 26% in Maharashtra, 22% in MP, in Rajasthan cumulative rainfall remained above average at 34%. As on 16th Sept'22 All India Kharif soybean sowing progress is down by 0.1% to 120.70 Lakh hectare as compared to 120.78 Lakh hectare last year in the same period.

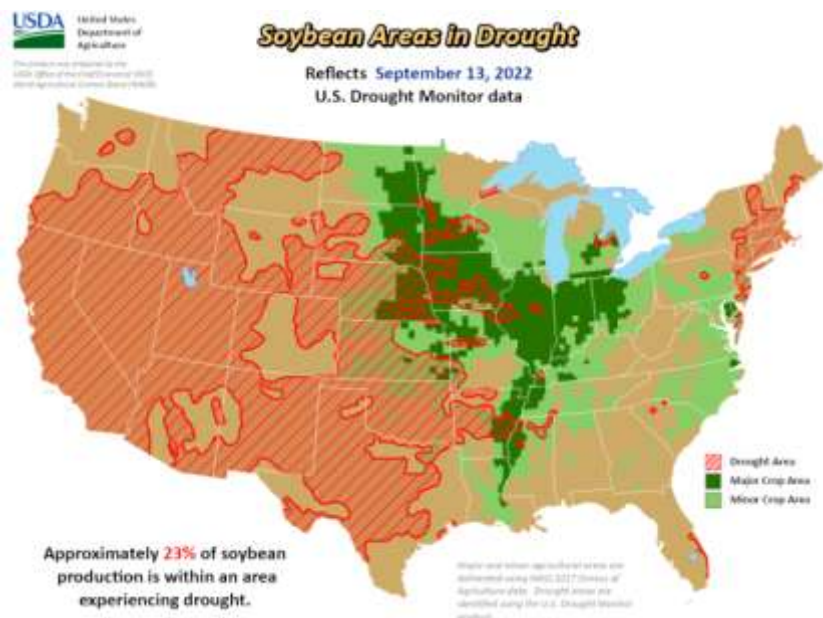
According to industry sources, Soybean crop all across India is in normal to good condition. Vegetative growth is excellent. Most crop is in flowering and pod formation stage. Soybean fields are mostly weed-free and there is no significant attack of insects or diseases. Due to excessive and continuous rains, in some districts of Maharashtra and Madhya Pradesh, water logging has been seen in low lying areas, causing yellowing of leaves and there may be some damage to crop and also yield loss in these areas. Yellow mosaic is not a major concern in any state. Overall rainfall is good in key growing districts of all the three states. Acreage in MP has declined by 9% due to acreage shift to maize and pulses. If the weather remains favourable in September and there is no sudden and significant variation in temperature and there are no continuous rains at pod filling stage or harvest time, it is expected to reap a good soybean crop this year.

According to SOPA, India's Oct-Jul soy arrivals fell to 82 Lakh tonnes from 90.25 Lakh tonnes year ago, crushing shrank to 67.50 Lakh tonnes from 87.50 Lakh tonnes year ago while stocks with millers, traders, farmers swell to 40.52 Lakh tonnes from only 8.82 Lakh tonnes a year ago. Low Soymeal export demand and squeeze in crush margin resulted into low crushing.

International market update:

China, largest soybean importer, bought 7.17 MMT in AUG22, -25% vs AUG 21 (9.49m), -9% vs JUL22 (7.88m), lowest imported quantity since 2014 for a month of August, decline explains by deteriorated demand of domestic market due to continuous lockdowns & negative crush margins.

Currently, 21% of the Soybean production is within an area experiencing drought as compared to 23% previous week.



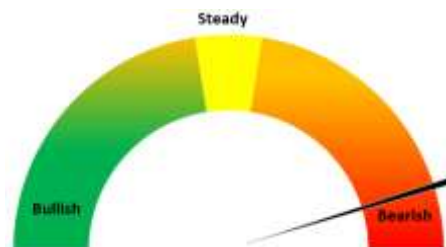
RM seed

Today's Update-

Today Jaipur RM seed prices remained stable at Rs. 6,475/qtl. amid subdued demand in the cash market. In other market, RM seed traded with mixed bias. In Newai, Rajasthan most of the expellers are shut and only kachhi ghani is operational amid disparity in crushing. Mustard is currently premium over competing oils such as soy oil and CPO. Hence, there is weak demand of Mustard in the market and has kept RM seed prices under pressure. RM seed prices are expected to trade with weak bias in the range of 6,300-6500 in near term tracking weak demand from crushers.

International:

According to USDA latest production estimates, global canola production was increased by 14% from 72.31 MMT last year to 82.48 MMT this year due to increased output from Canada, Russia, USA and UK on higher yields resulting from favourable weather conditions.



Previous Updates-

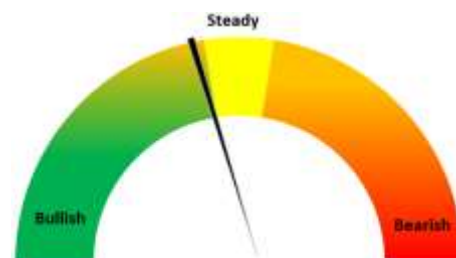
For 2022-23, the area seeded to canola is expected to decrease by 7% to 8.5 million hectares (Mha) based on Statistics Canada's Seeding Intentions Survey.

Statistics Canada has pegged Canada's 2022 canola plantings at 20.9 million acres, down 7% from last year, 6% below the five-year average and lighter than analyst expectations of 22.1 million.

According to of Agriculture and Agri-Food Canada's (AAFC), Demand for Canadian Canola remains firm on a strong world oilseed crush and high prices for competing oilseeds and vegetable oils. Disruption of Black Sea exports of sunflower seed oil as a result of the Russian invasion of Ukraine is tightening world supplies and supporting world prices. Domestically, the processing of canola is estimated to fall to 8.5 Mt, a drop of 18% from last year, while exports are expected to fall by 49% to 5.4 Mt, as commercial buyers outbid exporters for the tight supplies. For the crop year, the major importers of Canadian canola to-date are China, Japan, Mexico and the European Union.

Groundnut:

Low ending stock, lag in sowing progress, good domestic groundnut oil demand and rebound in groundnut oil export demand has kept Groundnut bold 60/70 prices elevated. 60/70 Groundnut bold average prices are likely to trade with firm bias in the range of INR 10,000 - 10,500/Qtl. in the short run.



As on 16th Sept'22 All India Kharif Groundnut sowing progress is lagging by 7% to 45.49 Lakh hectare as compared to 49.08 Lakh hectare last year in the same period. From 1st June'22 to 21st Sept'22 cumulative rainfall departure recorded up by 34% in Gujarat, 34% in Rajasthan, 39% in Karnataka and 17% in Andhra Pradesh. Agriwatch expects Groundnut 2022-23 Kharif sowing acreage is likely to decline by 8-12%. Acreage is likely to shift to cotton on lucrative prices.

Statewise Groundnut sowing progress as on 16th Sept'22 (Lakh Ha)				
	2022	2021	% Change	Cumulative Rainfall Departure (%) 1st June to 21st Sept'22
Gujarat	17.09	19.10	-11%	32%
Rajasthan	7.90	7.77	2%	34%
Karnataka	3.70	4.76	-22%	36%
Andhra Pradesh	5.47	6.27	-13%	13%
Others	11.33	11.19	1%	
Total	45.49	49.08	-7%	

International:

With China being the largest producer of peanuts in the world, knowing the status of the crop is very important for the market. Out of the total production in Henan and Shandong in South China, 50% is the

production of Groundnut. Due to temperature rise in these 2 regions in the last week, 20% crop is estimated to be damaged. Groundnut production in China is estimated to decline by 20% in the current year. At present, the price of the new crop in comparison to the price of the old crop is higher by 200 yuan per ton as the sowing of peanuts in China is reduced by 10-15%. New arrivals of peanuts will start in China from 15th September. Due to heavy rainfall, there is news of crop damage.

Oilseed Prices at Key Spot Markets:

Commodity / Centre	Prices (Rs/Qtl)				Change
Soybean	22-Sep-22		21-Sep-22		
	Low	High	Low	High	
Indore –Plant	5150	5350	5100	5300	50
Indore–Mandi	4750	5150	4700	5100	50
Nagpur-Plant	4500	5205	4350	5345	-140
Nagpur – Mandi	4400	4935	4250	5075	-140
Latur – Mandi	4830	5265	5050	5245	20
Akola – Mandi	4300	5150	4305	5225	-75
Kota-Plant	4800	5350	4700	5100	250
Kota – Mandi	4900	5250	4800	5000	250
Bundi-Plant	5000	5200	4900	5000	200
Bundi-Mandi	4700	5120	4600	4900	220
Baran-Plant	4700	5400	4600	5140	260
Baran-Mandi	4800	5200	4700	4940	260
Bhawani Mandi Jhalawar–Plant	4700	5430	4500	5160	270

Jhalwar-Mandi	4800	5230	4700	4960	270
Rapeseed/Mustard					
Jaipur-(Condition)	6450	6475	6450	6475	Unch
Alwar-(Condition)	6050	6150	6000	6100	50
Sri Ganganagar-(Non-Condition)	5750	5950	5750	5950	Unch
New Delhi-(Condition)	6150	6200	6150	6200	Unch
Kota-(Condition)	6170	6220	6150	6200	20
Agra-(Condition)	6452	6667	6386	6600	67
Neewai-(Condition)	5500	6000	5500	6000	Unch
Hapur (UP)-(Condition)	6350	6400	6350	6400	Unch
Groundnut Seed					
Rajkot	1101	1101	1101	1101	Unch
Sunflower Seed					
Gulbarga	NA	NA	NA	NA	-
Latur	5900	6000	5900	6000	Unch
Sholapur	5900	6000	5900	6000	Unch
Soybean Prices are in INR/qtl. (1 bag=90 kg). Mandi prices – Loose, Mustard Seed Prices are in INR/qt (1 bag=85 kg) C – Condition (42%), *Groundnut seed in Rs/20 kg, Sunflower Seed in Rs/qtl.					

Oilseed Arrivals in Key Centers:

Commodity / Centre	Arrivals in Bags/Qtl		Change
Soybean	22-Sep-22	21-Sep-22	
Madhya Pradesh	90000	90000	Unch
Maharashtra	80000	80000	Unch
Kota	10000	10000	Unch
Bundi (Raj)	300	500	-200
Baran (Raj)	1000	2800	-1800
Jhalawar (Raj)	1200	2000	-800
Rapeseed/Mustard			
Rajasthan	90000	95000	-5000
Alwar	700	1000	-300
Sri Ganganagar	1000	2000	-1000
Kota	1500	2000	-500
Groundnut Seed			
Rajkot (Gujarat)	6157.5	6120	37.5
Sunflower Seed			

Sholapur (Maharashtra)	6000	6000	Unch
------------------------	------	------	------

Other Oilseed Prices at Mumbai (INR/100 Kg):

Oilseeds	22-Sep-22	21-Sep-22	Change
Groundnut Kernel	8350	8400	-50
Gr. Bolds 60/70	10250	10250	Unch
Gr. Javas 60/70	10450	10450	Unch
Gr Javas 70/80	11050	11050	Unch
Gr.Javas 80/90	10500	10500	Unch
KardiSeed 2% Exp Qly	5100	5100	Unch
Sesame White 98/2/1 FM	10100	10100	Unch
Whitish 95/5/FFA/1FM	9900	9900	Unch
Brown 48/2 FFA/4 FM	9800	9800	Unch
Brown 48/3 FFA/4 FM	9400	9400	Unch
Brown 48/4 FM/* No FFA Guarantee	8800	8800	Unch
Sunflower Seed	6500	6500	Unch
Niger Seed (4% FM)	8100	8100	Unch

Disclaimer

The information and opinions contained in the document have been compiled from sources believed to be reliable. The company does not warrant its accuracy, completeness and correctness. Use of data and information contained in this report is at your own risk. This document is not, and should not be construed as, an offer to sell or solicitation to buy any commodities. This document may not be reproduced, distributed or published, in whole or in part, by any recipient hereof for any purpose without prior permission from the Company. IASL and its affiliates and/or their officers, directors and employees may have positions in any commodities mentioned in this document (or in any related investment) and may from time to time add to or dispose of any such commodities (or investment). Please see the detailed disclaimer at <http://www.agriwatch.com/disclaimer.php> © 2022 Indian Agribusiness Systems Limited