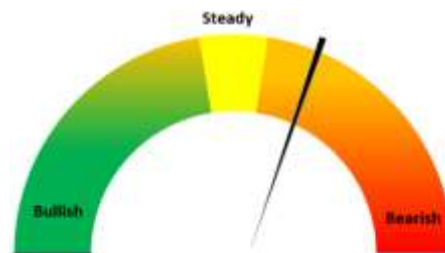


Oilseeds Domestic Fundamentals:

Today's Update-

Today, In Indore Soybean plant prices went up by 3.95% to INR 5,925/qrtl and currently trading at two months high amid stock limit removal, good demand from crushers at current level, firm global cues and rebound in soymeal prices. Soybean (plant delivery, Indore) prices are expected to rebound from lower level in the range of 5,800-6,000/qrtl levels in the near-term amid new crop arrival.



Government has on Tuesday issued notification for exempting the category of Wholesalers and Big Chain retailers from the current Stock Limit order. The order will come into effect immediately. Removal of stock limit order will support edible oil prices.

International market update:

China is facing shortage of soymeal, an important ingredient for hog feed in the country. Futures for November delivery settled at 4,884 yuan (\$676) a ton Thursday, about 800 yuan higher than prices for January. Chinese processors slowed soybean import during the summer when crush margins turned negative, limited arrivals. Shallow water in the Mississippi River because of drought has also limited prospects for US exports and worsened the crunch.

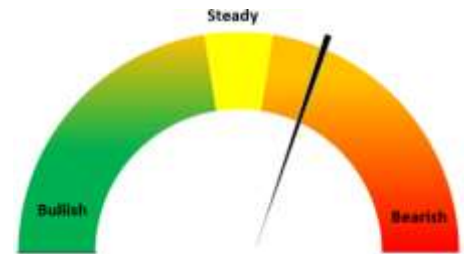
USA Soybeans Harvesting progress			
October 30, 2021	October 23, 2022	October 30, 2022	2017-2021 Average
78%	80%	88%	78%

China, largest soybean importer, bought 7.17 MMT in AUG'22, -25% vs AUG 21 (9.49m), -9% vs JUL'22 (7.88m), lowest imported quantity since 2014 for a month of August, decline explains by deteriorated demand of domestic market due to continuous lockdowns & negative crush margins.

RM seed

Today's Update-

Today Jaipur RM seed prices went up by 1.1% to Rs. 7,175/qtl. And currently trading at two months high. In coming days RM seed is likely to continue rebound towards in the range of 7,300-7500 levels amid stock limit removal, good mustard oil demand and firm global cues. Farmers are offloading their stocks gradually at current level amid rabi sowing and profit booking.



Rapeseed Mustard Sowing Progress as on 04-Nov-2022 (In Lakh Ha)			
State	2022	2021	% Change over previous year
Assam	0.13	0.47	73%
Chhattisgarh	0.12	0.16	23%
Nagaland	4.70	4.13	14%
Rajasthan	31.89	24.04	33%
Uttar Pradesh	7.20	8.39	14%
West Bengal	1.60	0.85	88%
Others	0.08	0.10	23%
Total	45.71	38.14	20%

Source: Ministry of Agriculture

International:

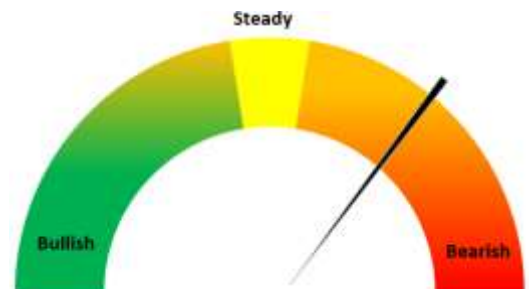
Statistics Canada lowered its production forecast to 19.1 million tonnes from the previous estimate of 19.5 million tonnes. ICE Canola in last two weeks went up by more than 6% amid lower production estimates.

According to USDA latest production estimates, global canola production was increased by 14% from 72.31 MMT last year to 82.48 MMT this year due to increased output from Canada, Russia, USA and UK on higher yields resulting from favourable weather conditions.

Groundnut:

Groundnut Rajkot prices inched lower by 1.2% to INR 5,937/Qtl as compared to INR 6,012/Qtl previous day amid new crop arrivals. In Upcoming days, Groundnut is likely to rebound from current level in the range of INR 6,000-6,500/Qtl.

Gujarat government is planning to purchase groundnut at MSP of INR 5,850/Qtl under price support scheme 2022-23. For kharif 2022 central govt. has approved MSP purchase of 9.79 lakh MT of groundnut.



International:

With China being the largest producer of peanuts in the world, knowing the status of the crop is very important for the market. Out of the total production in Henan and Shandong in South China, 50% is the production of Groundnut. Due to temperature rise in these 2 regions in the last week, 20% crop is estimated to be damaged. Groundnut production in China is estimated to decline by 20% in the current year. At present, the price of the new crop in comparison to the price of the old crop is higher by 200 yuan per ton as the sowing of peanuts in China is reduced by 10-15%. New arrivals of peanuts will start in China from 15th September. Due to heavy rainfall, there is news of crop damage.

Oilseed Prices at Key Spot Markets:

Commodity / Centre	Prices (Rs/Qtl)				Change
Soybean	07-Nov-22		05-Nov-22		
	Low	High	Low	High	
Indore –Plant	5800	5925	5550	5700	225
Indore–Mandi	5400	5800	5000	5500	300
Nagpur-Plant	5350	5815	5200	5690	125
Nagpur – Mandi	4650	5615	4400	5490	125
Latur – Mandi	5605	6155	4955	5815	340
Akola – Mandi	4400	5665	4400	5490	175
Kota-Plant	5800	6100	5500	5850	250
Kota – Mandi	5700	6000	5400	5750	250
Bundi-Plant	5700	6000	5500	5800	200
Bundi-Mandi	5100	5850	4900	5650	200
Baran-Plant	5800	6220	5400	5850	370
Baran-Mandi	4700	5830	Closed	Closed	-
Bhawani Mandi Jhalawar–Plant	5650	5950	5500	5800	150
Jhalwar-Mandi	5550	5750	5400	5600	150
Rapeseed/Mustard					
Jaipur-(Condition)	7150	7175	7075	7100	75
Alwar-(Condition)	6550	6600	6450	6500	100
Sri Ganganagar-(Non-Condition)	6450	6650	6400	6600	50
New Delhi–(Condition)	6800	6850	6725	6775	75
Kota-(Condition)	6150	6550	6000	6400	150
Agra-(Condition)	7238	7333	7214	7310	24
Neewai-(Condition)	6050	6750	5825	6525	225
Hapur (UP)-(Condition)	6950	7000	6850	6900	100
Groundnut Seed					

Rajkot	1050	1050	1070	1070	-20
Sunflower Seed					
Gulbarga	5000	6400	5000	6500	-100
Latur	7000	7100	7000	7100	Unch
Sholapur	7000	7100	7000	7100	Unch
Soybean Prices are in INR/qtl. (1 bag=90 kg). Mandi prices – Loose, Mustard Seed Prices are in INR/qt (1 bag=85 kg) C – Condition (42%), *Groundnut seed in Rs/20 kg, Sunflower Seed in Rs/qtl.					

Oilseed Arrivals in Key Centers:

Commodity / Centre	Arrivals in Bags/Qtl		Change
Soybean	07-Nov-22	05-Nov-22	
Madhya Pradesh	350000	250000	100000
Maharashtra	325000	225000	100000
Kota	140000	100000	40000
Bundi (Raj)	12000	7000	5000
Baran (Raj)	20000	Closed	-
Jhalawar (Raj)	20000	22000	-2000
Rapeseed/Mustard			
Rajasthan	140000	115000	25000
Alwar	1700	2000	-300
Sri Ganganagar	2000	2500	-500
Kota	1500	1000	500
Groundnut Seed			
Rajkot (Gujarat)	5937.5	6012.5	-75
Sunflower Seed			
Sholapur (Maharashtra)	1000	1000	Unch

Other Oilseed Prices at Mumbai (INR/100 Kg):

Oilseeds	7-Nov-22	5-Nov-22	Change
Groundnut Kernel	7800	7950	-150
Gr. Bolds 60/70	8800	8700	100
Gr. Javas 60/70	9700	9600	100
Gr Javas 70/80	9600	9500	100
Gr.Javas 80/90	9400	9300	100
KardiSeed 2% Exp Qly	5400	5400	Unch
Sesame White 98/2/1 FM	11100	11100	Unch

Whitish 95/5/FFA/1FM	10900	10900	Unch
Brown 48/2 FFA/4 FM	10700	10700	Unch
Brown 48/3 FFA/4 FM	10500	10500	Unch
Brown 48/4 FM/* No FFA Guarantee	10300	10300	Unch
Sunflower Seed	6700	6700	Unch
Niger Seed (4% FM)	8500	8500	Unch

Disclaimer

The information and opinions contained in the document have been compiled from sources believed to be reliable. The company does not warrant its accuracy, completeness and correctness. Use of data and information contained in this report is at your own risk. This document is not, and should not be construed as, an offer to sell or solicitation to buy any commodities. This document may not be reproduced, distributed or published, in whole or in part, by any recipient hereof for any purpose without prior permission from the Company. IASL and its affiliates and/or their officers, directors and employees may have positions in any commodities mentioned in this document (or in any related investment) and may from time to time add to or dispose of any such commodities (or investment). Please see the detailed disclaimer at <http://www.agriwatch.com/disclaimer.php> © 2022 Indian Agribusiness Systems Limited