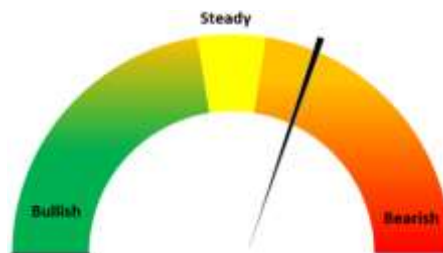


Oilseeds Domestic Fundamentals:

Today's Update-

Today, In Indore Soybean plant prices went down by 3.38% to INR 5,725/qrtl amid profit booking. However, currently trading at two months high amid stock limit removal, good demand from crushers at current level, firm global cues and rebound in soymeal prices. Soybean (plant delivery, Indore) prices are expected to rebound from lower level in the range of 5,700-6,000/qrtl levels in the near-term amid new crop arrival.



Government issued notification for exempting the category of Wholesalers and Big Chain retailers from the current Stock Limit order. The order will come into effect immediately. Removal of stock limit order will support edible oil prices.

International market update:

According to the General Administration of Customs, China's Soybean imports in October fell by 7.4% to 73.18 million tonnes compared to 79.05 million tonnes last year same time frame. Low demand from feed industry amid covid lockdown dipped the soybean demand.

Argentina sold 71% of this cycle's 44-million-tonne soybean harvest as of last week, the country's agriculture ministry said on Wednesday and sold 323,100 tonnes of soybeans between Oct. 20 and 26 nearly doubling the 164,000 tonnes that traded the previous week. Producers had sold 483,600 tonnes during the same period in the 2020/21 crop.

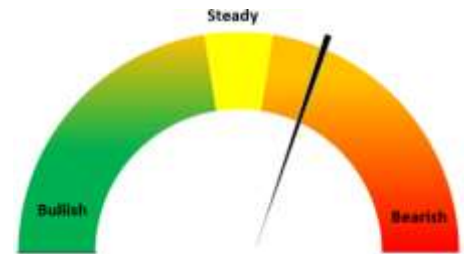
USA Soybeans Harvesting progress			
October 30, 2021	October 23, 2022	October 30, 2022	2017-2021 Average
78%	80%	88%	78%

According to the General Administration of Customs, China's Soybean imports in October fell by 7.4% to 73.18 million tonnes compared to 79.05 million tonnes last year same time frame. Low demand from feed industry amid covid lockdown dipped the soybean demand.

RM seed

Today's Update-

Today Jaipur RM seed prices went down by 1% to Rs. 7,100/qtl. And currently trading at four months high. In coming days RM seed is likely to continue rebound towards in the range of 7,200-7500 levels amid stock limit removal, good mustard oil demand and firm global cues. Farmers are offloading their stocks gradually at current level amid rabi sowing and profit booking.



Rapeseed Mustard Sowing Progress as on 04-Nov-2022 (In Lakh Ha)			
State	2022	2021	% Change over previous year
Assam	0.13	0.47	73%
Chhattisgarh	0.12	0.16	23%
Nagaland	4.70	4.13	14%
Rajasthan	31.89	24.04	33%
Uttar.Pradesh	7.20	8.39	14%
West.Bengal	1.60	0.85	88%
Others	0.08	0.10	23%
Total	45.71	38.14	20%

Source: Ministry of Agriculture

International:

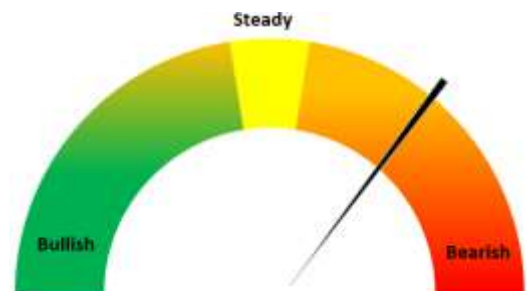
Statistics Canada lowered its production forecast to 19.1 million tonnes from the previous estimate of 19.5 million tonnes. ICE Canola in last two weeks went up by more than 6% amid lower production estimates.

According to USDA latest production estimates, global canola production was increased by 14% from 72.31 MMT last year to 82.48 MMT this year due to increased output from Canada, Russia, USA and UK on higher yields resulting from favourable weather conditions.

Groundnut:

Groundnut Rajkot prices inched higher by 0.5% to INR 5,967/Qtl as compared to INR 5,937/Qtl previous day amid new crop arrivals. In Upcoming days, Groundnut is likely to rebound from current level in the range of INR 6,000-6,500/Qtl.

Gujarat government is planning to purchase groundnut at MSP of INR 5,850/Qtl under price support scheme 2022-23. For kharif 2022 central govt. has approved MSP purchase of 9.79 lakh MT of groundnut.



Oilseed Prices at Key Spot Markets:

Commodity / Centre	Prices (Rs/Qtl)				Change
Soybean	09-Nov-22		07-Nov-22		
	Low	High	Low	High	
Indore –Plant	5625	5725	5800	5925	-200
Indore–Mandi	5400	5750	5400	5800	-50
Nagpur-Plant	5100	5850	5350	5815	35
Nagpur – Mandi	4400	5650	4650	5615	35
Latur – Mandi	5230	6025	5605	6155	-130
Akola – Mandi	4395	6100	4400	5665	435
Kota-Plant	5500	5800	5800	6100	-300
Kota – Mandi	5400	5700	5700	6000	-300
Bundi-Plant	5500	5900	5700	6000	-100
Bundi-Mandi	5000	5700	5100	5850	-150
Baran-Plant	5600	6080	5800	6220	-140
Baran-Mandi	4700	5680	4700	5830	-150
Bhawani Mandi Jhalawar–Plant	5550	5850	5650	5950	-100
Jhalwar-Mandi	5450	5650	5550	5750	-100
Rapeseed/Mustard					
Jaipur-(Condition)	7075	7100	7150	7175	-75
Alwar-(Condition)	6550	6600	6550	6600	Unch
Sri Ganganagar-(Non-Condition)	6450	6650	6450	6650	Unch
New Delhi–(Condition)	6850	6900	6800	6850	50
Kota-(Condition)	6300	6700	6150	6550	150
Agra-(Condition)	7143	7238	7238	7333	-95
Neewai-(Condition)	5775	6475	6050	6750	-275
Hapur (UP)-(Condition)	6850	6900	6950	7000	-100
Groundnut Seed					
Rajkot	1070	1070	1050	1050	20
Sunflower Seed					
Gulbarga	5800	6500	5000	6400	100
Latur	7000	7100	7000	7100	Unch
Sholapur	7000	7100	7000	7100	Unch
Soybean Prices are in INR/qtl. (1 bag=90 kg). Mandi prices – Loose, Mustard Seed Prices are in INR/qt (1 bag=85 kg) C – Condition (42%), *Groundnut seed in Rs/20 kg, Sunflower Seed in Rs/qtl.					

Oilseed Arrivals in Key Centers:

Commodity / Centre	Arrivals in Bags/Qtl		Change
Soybean	09-Nov-22	07-Nov-22	
Madhya Pradesh	400000	350000	50000
Maharashtra	375000	325000	50000
Kota	140000	140000	Unch
Bundi (Raj)	16000	12000	4000
Baran (Raj)	25000	20000	5000
Jhalawar (Raj)	15000	20000	-5000
Rapeseed/Mustard			
Rajasthan	140000	140000	Unch
Alwar	1500	1700	-200
Sri Ganganagar	1700	2000	-300
Kota	1500	1500	Unch
Groundnut Seed			
Rajkot (Gujarat)	5967.5	5937.5	30
Sunflower Seed			
Sholapur (Maharashtra)	1000	1000	Unch

Other Oilseed Prices at Mumbai (INR/100 Kg):

Oilseeds	9-Nov-22	7-Nov-22	Change
Groundnut Kernel	7650	7800	-150
Gr. Bolds 60/70	8800	8800	Unch
Gr. Javas 60/70	9700	9700	Unch
Gr Javas 70/80	9600	9600	Unch
Gr.Javas 80/90	9400	9400	Unch
KardiSeed 2% Exp Qly	5400	5400	Unch
Sesame White 98/2/1 FM	11100	11100	Unch
Whitish 95/5/FFA/1FM	10900	10900	Unch
Brown 48/2 FFA/4 FM	10700	10700	Unch
Brown 48/3 FFA/4 FM	10500	10500	Unch
Brown 48/4 FM/* No FFA Guarantee	10300	10300	Unch
Sunflower Seed	6700	6700	Unch
Niger Seed (4% FM)	8500	8500	Unch

Disclaimer

The information and opinions contained in the document have been compiled from sources believed to be reliable. The company does not warrant its accuracy, completeness and correctness. Use of data and information contained in this report is at your own risk. This document is not, and should not be construed as, an offer to sell or solicitation to buy any commodities. This document may not be reproduced, distributed or published, in whole or in part, by any recipient hereof for any purpose without prior permission from the Company. IASL and its affiliates and/or their officers, directors and employees may have positions in any commodities mentioned in this document (or in any related investment) and may from time to time add to or dispose of any such commodities (or investment). Please see the detailed disclaimer at <http://www.agriwatch.com/disclaimer.php> © 2022 Indian Agribusiness Systems Limited