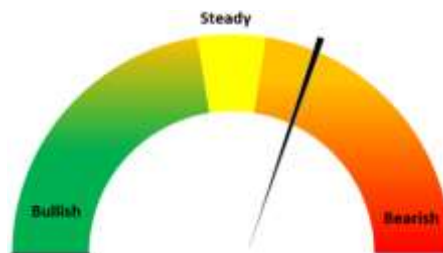


### Oilseeds Domestic Fundamentals:

#### Today's Update-

Today, In Indore Soybean plant extended previous day loss and prices went down by 1.75% to INR 5,625/qtl amid profit booking. However, currently trading at two months high amid stock limit removal, good demand from crushers at current level, firm global cues and rebound in soymeal prices. Soybean (plant delivery, Indore) prices are expected to rebound from lower level in the range of 5,700-6,000/qtl levels in the near-term amid new crop arrival.



#### International market update:

CBOT Soybean currently trading at six weeks high at \$ 14.62 per bushels on export prospects and high soy oil prices. Month till date CBOT Soybean is up by 3.91%. Domestic soybean is also trading nearly two months high tracking CBOT soybean prices. In upcoming weeks Indore soybean prices likely to trade with firm bias amid stock limit removal, and firm global cues.

According to the General Administration of Customs, China's Soybean imports in October fell by 7.4% to 73.18 million tonnes compared to 79.05 million tonnes last year same time frame. Low demand from feed industry amid covid lockdown dipped the soybean demand.

Argentina sold 71% of this cycle's 44-million-tonne soybean harvest as of last week, the country's agriculture ministry said on Wednesday and sold 323,100 tonnes of soybeans between Oct. 20 and 26 nearly doubling the 164,000 tonnes that traded the previous week. Producers had sold 483,600 tonnes during the same period in the 2020/21 crop.

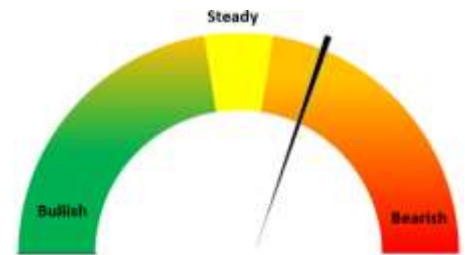
USA Soybeans Harvesting progress			
October 30, 2021	October 23, 2022	October 30, 2022	2017-2021 Average
78%	80%	88%	78%

According to the General Administration of Customs, China's Soybean imports in October fell by 7.4% to 73.18 million tonnes compared to 79.05 million tonnes last year same time frame. Low demand from feed industry amid covid lockdown dipped the soybean demand.

### RM seed

#### Today's Update-

Today Jaipur RM seed prices went down by 1.4% to Rs. 7,000/qrtl. And currently trading at four months high. In coming days RM seed is likely to continue rebound towards in the range of 7,200-7500 levels amid stock limit removal, good mustard oil demand and firm global cues. Farmers are offloading their stocks gradually at current level amid rabi sowing and profit booking.



Rapeseed Mustard Sowing Progress as on 04-Nov-2022 (In Lakh Ha)			
State	2022	2021	% Change over previous year
Assam	0.13	0.47	-73%
Chhattisgarh	0.12	0.16	-23%
Nagaland	4.70	4.13	14%
Rajasthan	31.89	24.04	33%
Uttar.Pradesh	7.20	8.39	-14%
West.Bengal	1.60	0.85	88%
Others	0.08	0.10	-23%
<b>Total</b>	<b>45.71</b>	<b>38.14</b>	<b>20%</b>

Source: Ministry of Agriculture

### International:

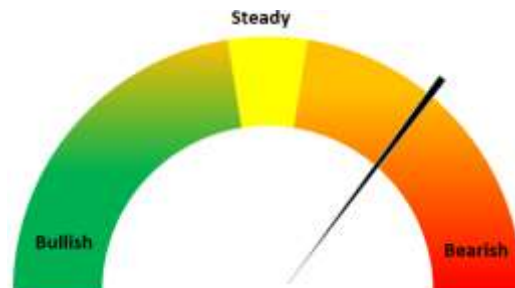
For 2022-2023, canola seeded area is estimated at 8.7 million hectares (Mha), down 4% from last year, with an expected harvested area of 8.6 Mha. Yields are estimated at 2.23 tonnes per hectare (t/ha), while last year drought reduced yields to 1.54 t/ha. Expected production is 19.1 Mt based on satellite imagery and model estimates. By province, Saskatchewan is expected to produce 9.7 Mt of canola, Alberta 6.1 Mt and Manitoba 3.1 Mt. limiting. Total supply is forecast to rise sharply from last year to 20.1 Mt as increased production is constrained by limited carry-in stocks.

Canadian canola use is expected to rebound, with exports expected to rise about 77% to 9.3 Mt and domestic crush volume to increase to 10.0 Mt from 8.6 Mt last year. Carry-out stocks decreased to 0.50 Mt, which will result in a stocks-to-use ratio of 3%. Canola prices expected to drop to \$880/t in Vancouver; if those predictions materialize, it would be the second-highest price on record for canola.

**Groundnut:**

Groundnut Rajkot prices inched marginally lower by 0.7% to INR 5,925/Qtl as compared to INR 5,967/Qtl previous day amid new crop arrivals. In Upcoming days, Groundnut is likely to rebound from current level in the range of INR 6,000-6,500/Qtl.

Gujarat government is planning to purchase groundnut at MSP of INR 5,850/Qtl under price support scheme 2022-23. For kharif 2022 central govt. has approved MSP purchase of 9.79 lakh MT of groundnut.


**Oilseed Prices at Key Spot Markets:**

Commodity / Centre	Prices (Rs/Qtl)				Change
Soybean	10-Nov-22		09-Nov-22		
	Low	High	Low	High	
Indore –Plant	5600	5625	5625	5725	-100
Indore–Mandi	5400	5650	5400	5750	-100
Nagpur-Plant	5200	5780	5100	5850	-70
Nagpur – Mandi	4500	5570	4400	5650	-80
Latur – Mandi	5300	6100	5230	6025	75
Akola – Mandi	4100	6050	4395	6100	-50
Kota-Plant	5300	5700	5500	5800	-100
Kota – Mandi	5200	5600	5400	5700	-100
Bundi-Plant	5300	5800	5500	5900	-100
Bundi-Mandi	4800	5500	5000	5700	-200
Baran-Plant	5400	5960	5600	6070	-110
Baran-Mandi	4600	5570	4700	5680	-110
Bhawani Mandi Jhalawar–Plant	5400	5600	5550	5850	-250
Jhalwar-Mandi	5300	5500	5450	5650	-150
Rapeseed/Mustard					
Jaipur-(Condition)	6975	7000	7075	7100	-100
Alwar-(Condition)	6450	6500	6550	6600	-100
Sri Ganganagar-(Non-Condition)	6350	6550	6450	6650	-100
New Delhi–(Condition)	6770	6820	6850	6900	-80
Kota-(Condition)	6200	6600	6300	6700	-100
Agra-(Condition)	7071	7167	7143	7238	-71
Neewai-(Condition)	5650	6350	5775	6475	-125

Hapur (UP)-(Condition)	6850	6900	6850	6900	Unch
<b>Groundnut Seed</b>					
Rajkot	1070	1070	1070	1070	Unch
<b>Sunflower Seed</b>					
Gulbarga	5500	6500	5800	6500	Unch
Latur	7000	7100	7000	7100	Unch
Sholapur	7000	7100	7000	7100	Unch
Soybean Prices are in INR/qtl. (1 bag=90 kg). Mandi prices – Loose, Mustard Seed Prices are in INR/qt (1 bag=85 kg) C – Condition (42%), *Groundnut seed in Rs/20 kg, Sunflower Seed in Rs/qtl.					

### Oilseed Arrivals in Key Centers:

Commodity / Centre	Arrivals in Bags/Qtl		Change
<b>Soybean</b>	<b>10-Nov-22</b>	<b>09-Nov-22</b>	
Madhya Pradesh	325000	400000	-75000
Maharashtra	250000	375000	-125000
Kota	75000	140000	-65000
Bundi (Raj)	20000	16000	4000
Baran (Raj)	29000	25000	4000
Jhalawar (Raj)	20000	15000	5000
<b>Rapeseed/Mustard</b>			
Rajasthan	135000	140000	-5000
Alwar	1800	1500	300
Sri Ganganagar	2000	1700	300
Kota	1200	1500	-300
<b>Groundnut Seed</b>			
Rajkot (Gujarat)	5925	5967.5	-42.5
<b>Sunflower Seed</b>			
Sholapur (Maharashtra)	1000	1000	Unch

### Other Oilseed Prices at Mumbai (INR/100 Kg):

Oilseeds	10-Nov-22	9-Nov-22	Change
Groundnut Kernel	7600	7650	-50
Gr. Bolds 60/70	8700	8800	-100
Gr. Javas 60/70	9600	9700	-100
Gr Javas 70/80	9500	9600	-100

Gr.Javas 80/90	9300	9400	<b>-100</b>
KardiSeed 2% Exp Qly	5300	5400	<b>-100</b>
Sesame White 98/2/1 FM	11100	11100	<b>Unch</b>
Whitish 95/5/FFA/1FM	10900	10900	<b>Unch</b>
Brown 48/2 FFA/4 FM	10700	10700	<b>Unch</b>
Brown 48/3 FFA/4 FM	10500	10500	<b>Unch</b>
Brown 48/4 FM/* No FFA Guarantee	10300	10300	<b>Unch</b>
Sunflower Seed	6700	6700	<b>Unch</b>
Niger Seed (4% FM)	8500	8500	<b>Unch</b>

**Disclaimer**

The information and opinions contained in the document have been compiled from sources believed to be reliable. The company does not warrant its accuracy, completeness and correctness. Use of data and information contained in this report is at your own risk. This document is not, and should not be construed as, an offer to sell or solicitation to buy any commodities. This document may not be reproduced, distributed or published, in whole or in part, by any recipient hereof for any purpose without prior permission from the Company. IASL and its affiliates and/or their officers, directors and employees may have positions in any commodities mentioned in this document (or in any related investment) and may from time to time add to or dispose of any such commodities (or investment). Please see the detailed disclaimer at <http://www.agriwatch.com/disclaimer.php> © 2022 Indian Agribusiness Systems Limited