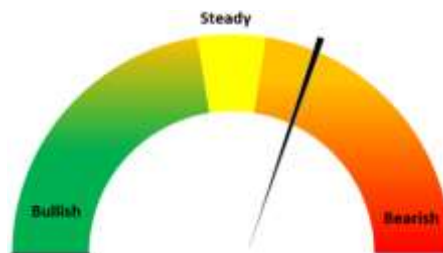


### Oilseeds Domestic Fundamentals:

#### Today's Update-

Today, In Indore Soybean plant prices extended previous day gains and went up by 1.74% to INR 5,850/Qtl amid shrink in arrivals and stock limit removal and currently trading at two months high amid good demand from crushers at current level, firm global cues and rebound in soymeal prices. Soybean (plant delivery, Indore) prices are expected to rebound from lower level in the range of 5,700-6,000/qtl levels in the near-term amid new crop arrival.



#### International market update:

According to USDA Nov'22 report, 2021-22 Soy production estimate for India was kept unchanged at 11.5 million tons as compared to previous month estimates, However last year it was 11.9 MMT. US soy production increased slightly to 120.70 MMT as compared to previous month's estimate of 118.26 MMT while last year it was 117.37 MMT. On Thursday, CBOT Soybean futures (Nov expiry) declined by 2% to \$14.30/bushel amid higher production estimates. And domestic Soybean (Indore plant) declined by 1.75% to INR 5,625/qtl. in tandem with weak global cues.

However, Argentina's 2022-23 soy production estimate was slashed by 0.5 MMT to 49.5 MMT Vs 51 MMT previous month estimates and previous year at 43.9 MMT, Brazil soy production kept unchanged at 152 MMT compared to 144 MMT previous month estimates while last year it was 127 MMT.

According to the General Administration of Customs, China's Soybean imports in October fell by 7.4% to 73.18 million tonnes compared to 79.05 million tonnes last year same time frame. Low demand from feed industry amid covid lockdown dipped the soybean demand.

Argentina sold 71% of this cycle's 44-million-tonne soybean harvest as of last week, the country's agriculture ministry said on Wednesday and sold 323,100 tonnes of soybeans between Oct. 20 and 26 nearly doubling the 164,000 tonnes that traded the previous week. Producers had sold 483,600 tonnes during the same period in the 2020/21 crop.

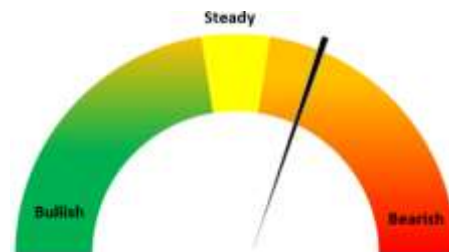
| USA Soybeans Harvesting progress |                  |                  |                   |
|----------------------------------|------------------|------------------|-------------------|
| October 30, 2021                 | October 23, 2022 | October 30, 2022 | 2017-2021 Average |
| 78%                              | 80%              | 88%              | 78%               |

According to the General Administration of Customs, China's Soybean imports in October fell by 7.4% to 73.18 million tonnes compared to 79.05 million tonnes last year same time frame. Low demand from feed industry amid covid lockdown dipped the soybean demand.

### RM seed

#### Today's Update-

Today Jaipur RM seed prices went up by 1.8% to Rs. 7,125/qtl. and currently trading near four months high amid shrink in arrivals. In coming days RM seed is likely to continue rebound towards in the range of 7,200-7500 levels amid stock limit removal, good mustard oil demand and firm global cues. Farmers are offloading their stocks gradually at current level amid rabi sowing and profit booking.



| State          | 2022  | 2021  | % Change over previous year |
|----------------|-------|-------|-----------------------------|
| Rajasthan      | 33.16 | 27.46 | 21%                         |
| Uttar Pradesh  | 10.11 | 10.02 | 1%                          |
| Madhya Pradesh | 7.80  | 7.78  | 0%                          |
| West Bengal    | 2.28  | 1.25  | 82%                         |
| Gujarat        | 1.19  | 0.22  | 436%                        |
| Assam          | 0.38  | 1.01  | -63%                        |
| Chhattisgarh   | 0.31  | 0.36  | -14%                        |
| Nagaland       | 0.05  | 0.06  | -22%                        |
| Others         | 0.09  | 0.04  | 131%                        |
| Total          | 55.35 | 48.20 | 15%                         |

Source: Ministry of Agriculture

### International:

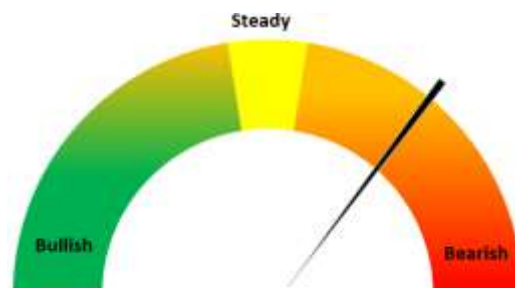
For 2022-2023, canola seeded area is estimated at 8.7 million hectares (Mha), down 4% from last year, with an expected harvested area of 8.6 Mha. Yields are estimated at 2.23 tonnes per hectare (t/ha), while last year drought reduced yields to 1.54 t/ha. Expected production is 19.1 Mt based on satellite imagery and model estimates. By province, Saskatchewan is expected to produce 9.7 Mt of canola, Alberta 6.1 Mt and Manitoba 3.1 Mt. limiting. Total supply is forecast to rise sharply from last year to 20.1 Mt as increased production is constrained by limited carry-in stocks.

Canadian canola use is expected to rebound, with exports expected to rise about 77% to 9.3 Mt and domestic crush volume to increase to 10.0 Mt from 8.6 Mt last year. Carry-out stocks decreased to 0.50 Mt, which will result in a stocks-to-use ratio of 3%. Canola prices expected to drop to \$880/t in Vancouver; if those predictions materialize, it would be the second-highest price on record for canola.

### Groundnut:

Groundnut Rajkot prices inched marginally up by 0.7% to INR 5,945/Qtl as compared to INR 5,902/Qtl previous day amid new crop arrivals. In Upcoming days, Groundnut is likely to rebound from current level in the range of INR 6,000-6,300/Qtl.

Gujarat government is planning to purchase groundnut at MSP of INR 5,850/Qtl under price support scheme 2022-23. For kharif 2022 central govt. has approved MSP purchase of 9.79 lakh MT of groundnut.



All India Groundnut arrivals for the period 1st Oct- 11th Nov'22 increased by 29% to 3.90 Lakh tonnes as compared to 3.02 Lakh tonnes previous the same period. Currently, Groundnut Rajkot bold prices declined by 12% from previous high of INR 6,705/Qtl in July'22 to INR 5,925/Qtl which is 1.3% up from current MSP of INR 5,850/Qtl. Heavy arrivals have kept groundnut prices under check and in upcoming weeks are expected to trade sideways in the range of 5850-6100.

| Statewise Groundnut Arrivals (In Tonnes) |                       |                          |                       |                                  |
|--|-----------------------|--------------------------|-----------------------|----------------------------------|
| States                                   | 1st Oct-11th Nov 2022 | % Share of total arrival | 1st Oct-11th Nov 2021 | % Change in arrival 2022 Vs 2021 |
| Gujarat                                  | 1,93,772              | 49.65%                   | 1,96,037              | -1.16%                           |
| Rajasthan                                | 87,386                | 22.39%                   | 45,299                | 92.91%                           |
| Uttar Pradesh                            | 60,582                | 15.52%                   | 19,878                | 204.77%                          |
| Madhya Pradesh                           | 22,880                | 5.86%                    | 17,114                | 33.70%                           |
| Karnataka                                | 13,478                | 3.45%                    | 8,167                 | 65.02%                           |
| Tamil Nadu                               | 5,517                 | 1.41%                    | 6,376                 | -13.47%                          |
| Andhra Pradesh                           | 3,910                 | 1.00%                    | 5,811                 | -32.71%                          |
| Telangana                                | 1,421                 | 0.36%                    | 1,682                 | -15.50%                          |
| Others                                   | 1,325                 | 0.34%                    | 2,000                 | -33.75%                          |
| <b>Total</b>                             | <b>3,90,272</b>       |                          | <b>3,02,364</b>       | <b>29.07%</b>                    |

### Oilseed Prices at Key Spot Markets:

| Commodity / Centre  | Prices (Rs/Qtl) |        |           |        | Change |
|---|-----------------|--------|-----------|--------|--------|
| Soybean   | 12-Nov-22       |        | 11-Nov-22 |        |        |
|   | Low             | High   | Low       | High   |        |
| Indore –Plant   | 5700            | 5850   | 5600      | 5750   | 100    |
| Indore–Mandi  | 5500            | 5700   | 5400      | 5600   | 100    |
| Nagpur-Plant  | 5400            | 6050   | 5200      | 5860   | 190    |
| Nagpur – Mandi  | 5400            | 5750   | 4500      | 5650   | 100    |
| Latur – Mandi   | 5300            | 6400   | 5305      | 6355   | 45     |
| Akola – Mandi   | 5200            | 5800   | 3500      | 5925   | -125   |
| Kota-Plant  | 5700            | 5800   | 5100      | 5600   | 200    |
| Kota – Mandi  | 5400            | 5700   | Closed    | Closed | -      |
| Bundi-Plant   | 5500            | 5800   | 5200      | 5700   | 100    |
| Bundi-Mandi   | 5000            | 5700   | 4700      | 5400   | 300    |
| Baran-Plant   | 5500            | 5900   | 5200      | 5820   | 80     |
| Baran-Mandi   | Closed          | Closed | Closed    | Closed | -      |
| Bhawani Mandi Jhalawar–Plant  | 5300            | 5700   | 5200      | 5480   | 220    |
| Jhalwar-Mandi   | 5200            | 5550   | 5100      | 5380   | 170    |
| <b>Rapeseed/Mustard</b>   |                 |        |           |        |        |
| Jaipur-(Condition)  | 7100            | 7125   | 6975      | 7000   | 125    |
| Alwar-(Condition)   | 6500            | 6800   | 6450      | 6500   | 300    |
| Sri Ganganagar-(Non-Condition)  | 6600            | 6700   | 6430      | 6630   | 70     |
| New Delhi–(Condition)   | 6800            | 6850   | 6750      | 6800   | 50     |
| Kota-(Condition)  | 6500            | 6700   | Closed    | Closed | -      |
| Agra-(Condition)  | 7190            | 7286   | 7162      | 7257   | 29     |
| Neewai-(Condition)  | 5600            | 6400   | 5575      | 6275   | 125    |
| Hapur (UP)-(Condition)  | 6900            | 7000   | 6850      | 6900   | 100    |
| <b>Groundnut Seed</b>   |                 |        |           |        |        |
| Rajkot  | 1080            | 1080   | 1060      | 1060   | 20     |
| <b>Sunflower Seed</b>   |                 |        |           |        |        |
| Gulbarga  | 5500            | 6400   | 5500      | 6500   | -100   |
| Latur   | 6900            | 7000   | 6900      | 7000   | Unch   |
| Sholapur  | 6900            | 7000   | 6900      | 7000   | Unch   |
| Soybean Prices are in INR/qtl. (1 bag=90 kg). Mandi prices – Loose, Mustard Seed Prices are in INR/qt (1 bag=85 kg) C – Condition (42%), *Groundnut seed in Rs/20 kg, Sunflower Seed in Rs/qtl. |                 |        |           |        |        |

### Oilseed Arrivals in Key Centers:

| Commodity / Centre      | Arrivals in Bags/Qtl |                  | Change  |
|-------------------------|----------------------|------------------|---------|
| <b>Soybean</b>          | <b>12-Nov-22</b>     | <b>11-Nov-22</b> |         |
| Madhya Pradesh          | 150000               | 325000           | -175000 |
| Maharashtra             | 150000               | 280000           | -130000 |
| Kota                    | 50000                | 85000            | -35000  |
| Bundi (Raj)             | 10000                | 23000            | -13000  |
| Baran (Raj)             | Closed               | Closed           | -       |
| Jhalawar (Raj)          | 10000                | 27000            | -17000  |
| <b>Rapeseed/Mustard</b> |                      |                  |         |
| Rajasthan               | 115000               | 125000           | -10000  |
| Alwar                   | 2000                 | 3000             | -1000   |
| Sri Ganganagar          | 1300                 | 1300             | Unch    |
| Kota                    | 1300                 | Closed           | -       |
| <b>Groundnut Seed</b>   |                      |                  |         |
| Rajkot (Gujarat)        | 5945                 | 5902.5           | 42.5    |
| <b>Sunflower Seed</b>   |                      |                  |         |
| Sholapur (Maharashtra)  | 1200                 | 1200             | Unch    |

### Other Oilseed Prices at Mumbai (INR/100 Kg):

| Oilseeds                         | 12-Nov-22 | 11-Nov-22 | Change |
|----------------------------------|-----------|-----------|--------|
| Groundnut Kernel                 | 7650      | 7600      | 50     |
| Gr. Bolds 60/70                  | 8600      | 8600      | Unch   |
| Gr. Javas 60/70                  | 9500      | 9500      | Unch   |
| Gr Javas 70/80                   | 9400      | 9400      | Unch   |
| Gr.Javas 80/90                   | 9200      | 9200      | Unch   |
| KardiSeed 2% Exp Qly             | 5300      | 5300      | Unch   |
| Sesame White 98/2/1 FM           | 11200     | 11200     | Unch   |
| Whitish 95/5/FFA/1FM             | 11000     | 11000     | Unch   |
| Brown 48/2 FFA/4 FM              | 10800     | 10800     | Unch   |
| Brown 48/3 FFA/4 FM              | 10600     | 10600     | Unch   |
| Brown 48/4 FM/* No FFA Guarantee | 10400     | 10400     | Unch   |
| Sunflower Seed                   | 6700      | 6700      | Unch   |
| Niger Seed (4% FM)               | 8300      | 8300      | Unch   |

**Disclaimer**

The information and opinions contained in the document have been compiled from sources believed to be reliable. The company does not warrant its accuracy, completeness and correctness. Use of data and information contained in this report is at your own risk. This document is not, and should not be construed as, an offer to sell or solicitation to buy any commodities. This document may not be reproduced, distributed or published, in whole or in part, by any recipient hereof for any purpose without prior permission from the Company. IASL and its affiliates and/or their officers, directors and employees may have positions in any commodities mentioned in this document (or in any related investment) and may from time to time add to or dispose of any such commodities (or investment). Please see the detailed disclaimer at <http://www.agriwatch.com/disclaimer.php> © 2022 Indian Agribusiness Systems Limited