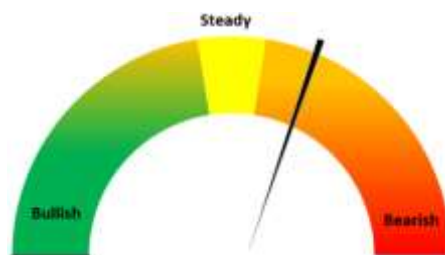


### Oilseeds Domestic Fundamentals:

#### Today's Update-

Today, In Indore Soybean plant prices remained stable at INR 5,850/Qtl amid low arrivals and stock limit removal and currently trading at two months high amid good demand from crushers at current level, firm global cues and rebound in soymeal prices. Soybean (plant delivery, Indore) prices are expected to rebound from lower level in the range of 5,700-6,000/qtl levels in the near-term amid new crop arrival.



#### International market update:

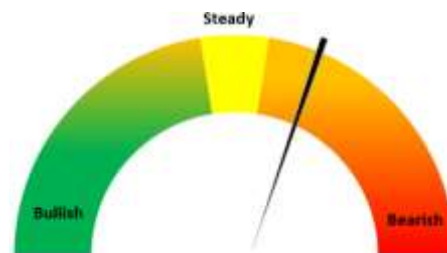
On Tuesday, CBOT Soybean went marginally down by 0.28% to \$ 14.36/bushel, so far this month market is up by 1.20%.

CONAB in November assessment of the 2022/23 crop production in Brazil has increased the soybean production 1.15 million tons from 152.35 million in October to 153.50 million in November. CONAB increased the 2022/23 soybean acreage in their November report by 350,000 hectares (864,500 acres) to 43.24 million hectares (106.8 million acres), which represents an increase of 4.2% compared to the previous crop. The soybean yield is now estimated at 3,551 kg/ha (52.9 bu/ac), which is essentially unchanged from last month.

#### RM seed

#### Today's Update-

Today Jaipur RM seed prices went down by 1% to Rs. 7,075/qtl. and currently trading near four months high amid shrink in arrivals. In coming days RM seed is likely to continue rebound towards in the range of 7,000-7300 levels amid stock limit removal, good mustard oil demand and firm global cues. Farmers are offloading their stocks gradually at current level amid rabi sowing and profit booking.



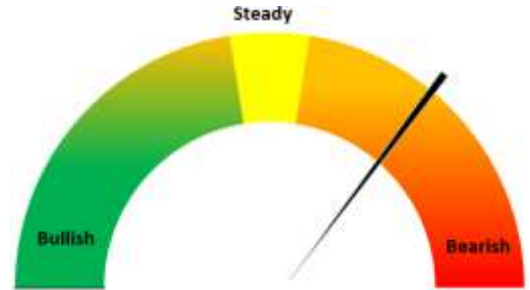
| Rapeseed Mustard Sowing Progress as on 11-Nov-2022 (In Lakh Ha) |       |       |                             |
|---|-------|-------|-----------------------------|
| State   | 2022  | 2021  | % Change over previous year |
| Rajasthan   | 33.16 | 27.46 | 21%                         |
| Uttar Pradesh   | 10.11 | 10.02 | 1%                          |
| Madhya Pradesh  | 7.80  | 7.78  | 0%                          |
| West.Bengal   | 2.28  | 1.25  | 82%                         |
| Gujarat   | 1.19  | 0.22  | 436%                        |
| Assam   | 0.38  | 1.01  | -63%                        |
| Chhattisgarh  | 0.31  | 0.36  | -14%                        |
| Nagaland  | 0.05  | 0.06  | -22%                        |
| Others  | 0.09  | 0.04  | 131%                        |
| Total   | 55.35 | 48.20 | 15%                         |

Source: Ministry of Agriculture

### Groundnut:

Groundnut Rajkot prices inched marginally up by 0.3% to INR 5,895/Qtl as compared to INR 5,875/Qtl previous day amid new crop arrivals. In Upcoming days, Groundnut is likely to rebound from current level in the range of INR 5,900-6,200/Qtl.

Gujarat government is planning to purchase groundnut at MSP of INR 5,850/Qtl under price support scheme 2022-23. For kharif 2022 central govt. has approved MSP purchase of 9.79 lakh MT of groundnut.



### Oilseed Prices at Key Spot Markets:

| Commodity / Centre             | Prices (Rs/Qtl) |      |           |      | Change |
|--------------------------------|-----------------|------|-----------|------|--------|
| Soybean                        | 15-Nov-22       |      | 14-Nov-22 |      |        |
|                                | Low             | High | Low       | High |        |
| Indore –Plant                  | 5750            | 5850 | 5750      | 5850 | Unch   |
| Indore–Mandi                   | 5500            | 5800 | 5500      | 5800 | Unch   |
| Nagpur-Plant                   | 5300            | 6075 | 5600      | 6250 | -175   |
| Nagpur – Mandi                 | 4700            | 5775 | 5500      | 5950 | -175   |
| Latur – Mandi                  | 5500            | 6100 | 5500      | 6400 | -300   |
| Akola – Mandi                  | 4500            | 6070 | 4300      | 6000 | 70     |
| Kota-Plant                     | 5700            | 5900 | 5700      | 5900 | Unch   |
| Kota – Mandi                   | 5400            | 5800 | 5400      | 5800 | Unch   |
| Bundi-Plant                    | 5500            | 5870 | 5500      | 5870 | Unch   |
| Bundi-Mandi                    | 5000            | 5770 | 5000      | 5770 | Unch   |
| Baran-Plant                    | 5500            | 5960 | 5500      | 5960 | Unch   |
| Baran-Mandi                    | 4600            | 5630 | 4600      | 5630 | Unch   |
| Bhawani Mandi Jhalawar–Plant   | 5300            | 5800 | 5300      | 5800 | Unch   |
| Jhalwar-Mandi                  | 5200            | 5600 | 5200      | 5600 | Unch   |
| Rapeseed/Mustard               |                 |      |           |      |        |
| Jaipur-(Condition)             | 7050            | 7075 | 7125      | 7150 | -75    |
| Alwar-(Condition)              | 6300            | 6600 | 6500      | 6800 | -200   |
| Sri Ganganagar-(Non-Condition) | 6425            | 6525 | 6500      | 6600 | -75    |
| New Delhi–(Condition)          | 6800            | 6850 | 6850      | 6900 | -50    |
| Kota-(Condition)               | 6550            | 6750 | 6650      | 6850 | -100   |
| Agra-(Condition)               | 7095            | 7190 | 7190      | 7286 | -95    |
| Neewai-(Condition)             | 5500            | 6300 | 5675      | 6475 | -175   |

|   |      |      |      |      |             |
|---|------|------|------|------|-------------|
| Hapur (UP)-(Condition)  | 6825 | 6925 | 6850 | 6950 | <b>-25</b>  |
| <b>Groundnut Seed</b>   |      |      |      |      |             |
| Rajkot  | 1050 | 1050 | 1050 | 1050 | <b>Unch</b> |
| <b>Sunflower Seed</b>   |      |      |      |      |             |
| Gulbarga  | 5500 | 6500 | 5550 | 6400 | <b>100</b>  |
| Latur   | 6700 | 6900 | 6900 | 7000 | <b>-100</b> |
| Sholapur  | 6700 | 6900 | 6900 | 7000 | <b>-100</b> |
| Soybean Prices are in INR/qtl. (1 bag=90 kg). Mandi prices – Loose, Mustard Seed Prices are in INR/qt (1 bag=85 kg) C – Condition (42%), *Groundnut seed in Rs/20 kg, Sunflower Seed in Rs/qtl. |      |      |      |      |             |

**Oilseed Arrivals in Key Centers:**

| Commodity / Centre      | Arrivals in Bags/Qtl |                  | Change        |
|-------------------------|----------------------|------------------|---------------|
| <b>Soybean</b>          | <b>15-Nov-22</b>     | <b>14-Nov-22</b> |               |
| Madhya Pradesh          | 320000               | 350000           | <b>-30000</b> |
| Maharashtra             | 300000               | 320000           | <b>-20000</b> |
| Kota                    | 75000                | 80000            | <b>-5000</b>  |
| Bundi (Raj)             | 20000                | 14000            | <b>6000</b>   |
| Baran (Raj)             | 28000                | 23000            | <b>5000</b>   |
| Jhalawar (Raj)          | 23000                | 17000            | <b>6000</b>   |
| <b>Rapeseed/Mustard</b> |                      |                  |               |
| Rajasthan               | 125000               | 140000           | <b>-15000</b> |
| Alwar                   | 2500                 | 2500             | <b>Unch</b>   |
| Sri Ganganagar          | 1200                 | 2000             | <b>-800</b>   |
| Kota                    | 1300                 | 1200             | <b>100</b>    |
| <b>Groundnut Seed</b>   |                      |                  |               |
| Rajkot (Gujarat)        | 5895                 | 5875             | <b>20</b>     |
| <b>Sunflower Seed</b>   |                      |                  |               |
| Sholapur (Maharashtra)  | 1300                 | 1200             | <b>100</b>    |

**Other Oilseed Prices at Mumbai (INR/100 Kg):**

| Oilseeds         | 15-Nov-22 | 14-Nov-22 | Change      |
|------------------|-----------|-----------|-------------|
| Groundnut Kernel | 7750      | 7650      | <b>100</b>  |
| Gr. Bolds 60/70  | 8600      | 8600      | <b>Unch</b> |
| Gr. Javas 60/70  | 9500      | 9500      | <b>Unch</b> |
| Gr Javas 70/80   | 9400      | 9400      | <b>Unch</b> |

|                                  |       |       |      |
|----------------------------------|-------|-------|------|
| Gr.Javas 80/90                   | 9200  | 9200  | Unch |
| KardiSeed 2% Exp Qly             | 5300  | 5300  | Unch |
| Sesame White 98/2/1 FM           | 11200 | 11200 | Unch |
| Whitish 95/5/FFA/1FM             | 11000 | 11000 | Unch |
| Brown 48/2 FFA/4 FM              | 10800 | 10800 | Unch |
| Brown 48/3 FFA/4 FM              | 10600 | 10600 | Unch |
| Brown 48/4 FM/* No FFA Guarantee | 10400 | 10400 | Unch |
| Sunflower Seed                   | 6700  | 6700  | Unch |
| Niger Seed (4% FM)               | 8300  | 8300  | Unch |

**Disclaimer**

The information and opinions contained in the document have been compiled from sources believed to be reliable. The company does not warrant its accuracy, completeness and correctness. Use of data and information contained in this report is at your own risk. This document is not, and should not be construed as, an offer to sell or solicitation to buy any commodities. This document may not be reproduced, distributed or published, in whole or in part, by any recipient hereof for any purpose without prior permission from the Company. IASL and its affiliates and/or their officers, directors and employees may have positions in any commodities mentioned in this document (or in any related investment) and may from time to time add to or dispose of any such commodities (or investment). Please see the detailed disclaimer at <http://www.agriwatch.com/disclaimer.php> © 2022 Indian Agribusiness Systems Limited