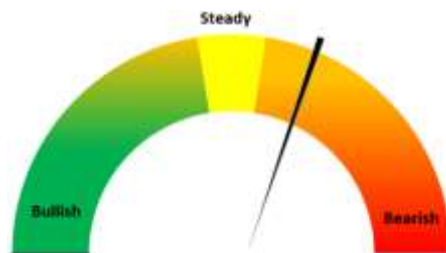


Oilseeds Domestic Fundamentals:

Today's Update-

Today, In Indore Soybean plant prices remained steady at INR 5,850/Qtl amid shrink in arrivals and good demand from crushers. So far this month Soybean prices are up by 12.50%. Soybean (plant delivery, Indore) prices are expected to trade with firm bias in the range of 5,700-6,000/qtl levels in the near-term amid good soymeal export demand.



International market update:

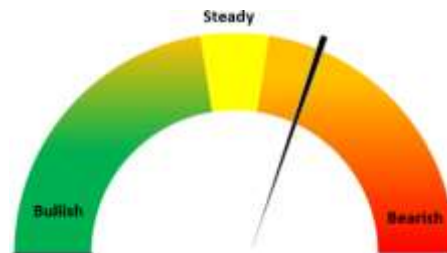
On Friday, (CBOT Soybean Jan'22 Expiry) went marginally up by 0.79% to \$ 14.28/bushel, so far this month market is marginally up by 0.28%.

CONAB in November assessment of the 2022/23 crop production in Brazil has increased the soybean production 1.15 million tons from 152.35 million in October to 153.50 million in November. CONAB increased the 2022/23 soybean acreage in their November report by 350,000 hectares (864,500 acres) to 43.24 million hectares (106.8 million acres), which represents an increase of 4.2% compared to the previous crop. The soybean yield is now estimated at 3,551 kg/ha (52.9 bu/ac), which is essentially unchanged from last month.

RM seed

Today's Update-

Today Jaipur RM seed prices went marginally up by 0.4% to Rs. 7,000/qtl. and currently trading near four months high amid shrink in arrivals. In coming days RM seed is likely to continue rebound towards in the range of 7,000-7300 levels tracking stock limit removal, good mustard oil demand and firm global cues.

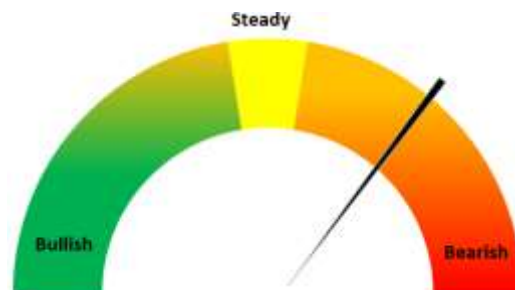


Mustard and Rapeseed			
Area Covered (Lakh Ha) as of 18 November 2022			
State	2022	2021	% Change
Rajasthan	36.282	31.556	14.98%
Uttar.Pradesh	10.107	10.021	0.86%
Madhya.Pradesh	9.98	8.81	13.28%
West.Bengal	3.03	1.36	122.79%
Gujarat	1.814	0.695	161.01%
Assam	1.136	1.815	-37.41%
Chhattisgarh	0.379	0.402	-5.72%
Odisha	0.196	0.188	4.26%
Others	0.328	0.285	15.09%
Total	63.252	55.13	14.73%

Groundnut:

Groundnut Rajkot prices remained flattish and went up by 1% to INR 5,897/Qtl as compared to INR 5,837/Qtl previous day amid new crop arrivals. In Upcoming days, Groundnut is likely to trade in the range of INR 6,000-6,200/Qtl.

Gujarat government is planning to purchase groundnut at MSP of INR 5,850/Qtl under price support scheme 2022-23. For kharif 2022 central govt. has approved MSP purchase of 9.79 lakh MT of groundnut.



Rabi Groundnut			
Area Covered (Lakh Ha) as of 18 November 2022			
State	2022	2021	% Change
Andhra Pradesh	0.106	0.078	35.90%
Karnataka	0.89	0.61	45.90%
Tamil Nadu	0.119	0.109	9.17%
Telangana	0.368	1.021	-63.96%
West Bengal	0.007	0.003	133.33%
Others	0.051	0.047	8.51%
Total	1.54	1.87	-17.51%

Oilseed Prices at Key Spot Markets:

Commodity / Centre	Prices (Rs/Qtl)				Change
Soybean	21-Nov-22		19-Nov-22		
	Low	High	Low	High	
Indore –Plant	5650	5850	5650	5850	Unch
Indore–Mandi	5200	5600	5400	5600	Unch
Nagpur-Plant	5600	5700	5850	5950	-250
Nagpur – Mandi	4655	5600	5400	5800	-200
Latur – Mandi	5200	6275	5200	6115	160
Akola – Mandi	4400	5900	4000	6000	-100
Kota-Plant	5550	5750	5600	5800	-50
Kota – Mandi	5150	5650	5200	5700	-50
Bundi-Plant	5300	5800	5400	5900	-100
Bundi-Mandi	4800	5700	4900	5800	-100
Baran-Plant	5100	6000	5300	6100	-100
Baran-Mandi	4500	5900	4500	5800	100

Bhawani Mandi Jhalawar–Plant	5200	5600	5200	5700	-100
Jhalwar-Mandi	5100	5500	5100	5600	-100
Rapeseed/Mustard					
Jaipur-(Condition)	6975	7000	6950	6975	25
Alwar-(Condition)	6450	6500	6530	6580	-80
Sri Ganganagar-(Non-Condition)	6500	6550	6550	6650	-100
New Delhi–(Condition)	6670	6720	6700	6750	-30
Kota-(Condition)	6100	6400	6100	6400	Unch
Agra-(Condition)	7071	7167	7048	7143	24
Neewai-(Condition)	5700	6400	5500	6250	150
Hapur (UP)-(Condition)	6650	6725	6650	6750	-25
Groundnut Seed					
Rajkot	1060	1060	1050	1050	10
Sunflower Seed					
Gulbarga	5000	5850	5200	5800	50
Latur	6500	6600	6600	6800	-200
Sholapur	6500	6600	6600	6800	-200
Soybean Prices are in INR/qtl. (1 bag=90 kg). Mandi prices – Loose, Mustard Seed Prices are in INR/qt (1 bag=85 kg) C – Condition (42%), *Groundnut seed in Rs/20 kg, Sunflower Seed in Rs/qtl.					

Oilseed Arrivals in Key Centers:

Commodity / Centre	Arrivals in Bags/Qtl		Change
Soybean	21-Nov-22	19-Nov-22	
Madhya Pradesh	400000	285000	115000
Maharashtra	275000	225000	50000
Kota	100000	70000	30000
Bundi (Raj)	20000	20000	Unch
Baran (Raj)	20000	15000	5000
Jhalawar (Raj)	18000	13000	5000
Rapeseed/Mustard			
Rajasthan	125000	110000	15000
Alwar	2800	2400	400
Sri Ganganagar	1000	800	200
Kota	900	1500	-600
Groundnut Seed			
Rajkot (Gujarat)	5897.5	5837.5	60

Sunflower Seed			
Sholapur (Maharashtra)	1300	1300	Unch

Other Oilseed Prices at Mumbai (INR/100 Kg):

Oilseeds	21-Nov-22	19-Nov-22	Change
Groundnut Kernel	7700	7800	-100
Gr. Bolds 60/70	8500	8700	-200
Gr. Javas 60/70	9400	9600	-200
Gr Javas 70/80	9300	9500	-200
Gr.Javas 80/90	9100	9300	-200
KardiSeed 2% Exp Qly	5300	5300	Unch
Sesame White 98/2/1 FM	11200	11200	Unch
Whitish 95/5/FFA/1FM	11000	11000	Unch
Brown 48/2 FFA/4 FM	10800	10800	Unch
Brown 48/3 FFA/4 FM	10600	10600	Unch
Brown 48/4 FM/* No FFA Guarantee	10400	10400	Unch
Sunflower Seed	6700	6700	Unch
Niger Seed (4% FM)	8300	8300	Unch

Disclaimer

The information and opinions contained in the document have been compiled from sources believed to be reliable. The company does not warrant its accuracy, completeness and correctness. Use of data and information contained in this report is at your own risk. This document is not, and should not be construed as, an offer to sell or solicitation to buy any commodities. This document may not be reproduced, distributed or published, in whole or in part, by any recipient hereof for any purpose without prior permission from the Company. IASL and its affiliates and/or their officers, directors and employees may have positions in any commodities mentioned in this document (or in any related investment) and may from time to time add to or dispose of any such commodities (or investment). Please see the detailed disclaimer at <http://www.agriwatch.com/disclaimer.php> © 2022 Indian Agribusiness Systems Limited