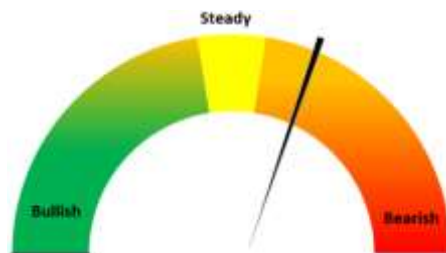


Oilseeds Domestic Fundamentals:

Today's Update-

Today, In Indore Soybean plant prices declined by 2.39% to INR 5,710/Qtl despite shrink in arrivals and profit booking at higher levels. So far this month Soybean prices are up by 8.25%. Soybean (plant delivery, Indore) prices are expected to trade with firm bias in the range of 5,700-6,000/qtl levels in the near-term amid good soymeal export demand.



International market update:

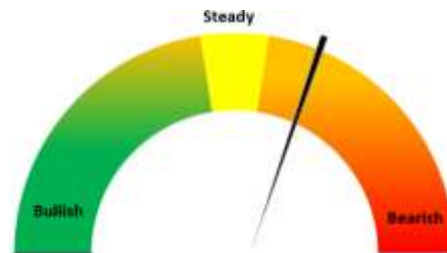
On Monday, (CBOT Soybean Jan'22 Expiry) extended previous day gains and went marginally up by 0.60% to \$ 14.36/bushel, so far this month market is marginally up by 1.14%.

CONAB in November assessment of the 2022/23 crop production in Brazil has increased the soybean production 1.15 million tons from 152.35 million in October to 153.50 million in November. CONAB increased the 2022/23 soybean acreage in their November report by 350,000 hectares (864,500 acres) to 43.24 million hectares (106.8 million acres), which represents an increase of 4.2% compared to the previous crop. The soybean yield is now estimated at 3,551 kg/ha (52.9 bu/ac), which is essentially unchanged from last month.

RM seed

Today's Update-

Today Jaipur RM seed prices went up by 0.4% to Rs. 7,025/qtl. and currently trading near four months high amid shrink in arrivals. In coming days RM seed is likely to continue rebound towards in the range of 7,000-7300 levels tracking stock limit removal, good mustard oil demand and firm global cues.

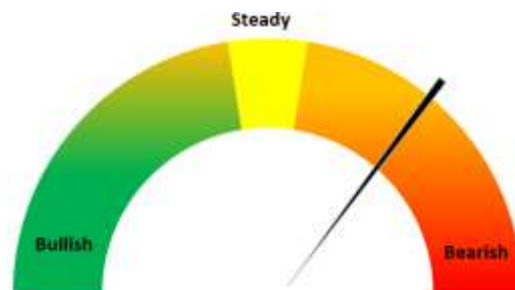


Mustard and Rapeseed			
Area Covered (Lakh Ha) as of 18 November 2022			
State	2022	2021	% Change
Rajasthan	36.282	31.556	14.98%
Uttar.Pradesh	10.107	10.021	0.86%
Madhya.Pradesh	9.98	8.81	13.28%
West.Bengal	3.03	1.36	122.79%
Gujarat	1.814	0.695	161.01%
Assam	1.136	1.815	-37.41%
Chhattisgarh	0.379	0.402	-5.72%
Odisha	0.196	0.188	4.26%
Others	0.328	0.285	15.09%
Total	63.252	55.13	14.73%

Groundnut:

Groundnut Rajkot prices declined by 2.1% to INR 5,775/Qtl as compared to INR 5,897/Qtl previous day amid new crop arrivals. In Upcoming days, Groundnut is likely to trade in the range of INR 5,800-6,100/Qtl.

Gujarat government is planning to purchase groundnut at MSP of INR 5,850/Qtl under price support scheme 2022-23. For kharif 2022 central govt. has approved MSP purchase of 9.79 lakh MT of groundnut.



Rabi Groundnut			
Area Covered (Lakh Ha) as of 18 November 2022			
State	2022	2021	% Change
Andhra Pradesh	0.106	0.078	35.90%
Karnataka	0.89	0.61	45.90%
Tamil Nadu	0.119	0.109	9.17%
Telangana	0.368	1.021	-63.96%
West Bengal	0.007	0.003	133.33%
Others	0.051	0.047	8.51%
Total	1.54	1.87	-17.51%

Oilseed Prices at Key Spot Markets:

Commodity / Centre	Prices (Rs/Qtl)				Change
Soybean	22-Nov-22		21-Nov-22		
	Low	High	Low	High	
Indore –Plant	5600	5710	5650	5850	-140
Indore–Mandi	5300	5600	5200	5600	Unch
Nagpur-Plant	5400	5635	5600	5700	-65
Nagpur – Mandi	4500	5535	4655	5600	-65
Latur – Mandi	5300	6350	5200	6275	75
Akola – Mandi	4405	6000	4400	5900	100
Kota-Plant	5400	5600	5550	5750	-150
Kota – Mandi	5000	5500	5150	5650	-150
Bundi-Plant	5200	5700	5300	5800	-100
Bundi-Mandi	4700	5600	4800	5700	-100
Baran-Plant	5000	5900	5100	6000	-100
Baran-Mandi	4400	5800	4500	5900	-100

Bhawani Mandi Jhalawar–Plant	5250	5650	5200	5600	50
Jhalwar-Mandi	5000	5500	5100	5500	Unch
Rapeseed/Mustard					
Jaipur-(Condition)	7000	7025	6975	7000	25
Alwar-(Condition)	6450	6500	6450	6500	Unch
Sri Ganganagar-(Non-Condition)	6350	6900	6500	6550	350
New Delhi–(Condition)	6750	6800	6670	6720	80
Kota-(Condition)	6200	6500	6100	6400	100
Agra-(Condition)	7071	7167	7071	7167	Unch
Neewai-(Condition)	5900	6600	5700	6400	200
Hapur (UP)-(Condition)	6750	6850	6650	6725	125
Groundnut Seed					
Rajkot	1050	1050	1060	1060	-10
Sunflower Seed					
Gulbarga	5075	5825	5000	5850	-25
Latur	6500	6600	6500	6600	Unch
Sholapur	6500	6600	6500	6600	Unch
Soybean Prices are in INR/qtl. (1 bag=90 kg). Mandi prices – Loose, Mustard Seed Prices are in INR/qt (1 bag=85 kg) C – Condition (42%), *Groundnut seed in Rs/20 kg, Sunflower Seed in Rs/qtl.					

Oilseed Arrivals in Key Centers:

Commodity / Centre	Arrivals in Bags/Qtl		Change
Soybean	22-Nov-22	21-Nov-22	
Madhya Pradesh	350000	400000	-50000
Maharashtra	300000	275000	25000
Kota	90000	100000	-10000
Bundi (Raj)	23000	20000	3000
Baran (Raj)	15000	20000	-5000
Jhalawar (Raj)	10000	18000	-8000
Rapeseed/Mustard			
Rajasthan	115000	125000	-10000
Alwar	2000	2800	-800
Sri Ganganagar	1000	1000	Unch
Kota	500	900	-400
Groundnut Seed			
Rajkot (Gujarat)	5775	5897.5	-122.5

Sunflower Seed			
Sholapur (Maharashtra)	1300	1300	Unch

Other Oilseed Prices at Mumbai (INR/100 Kg):

Oilseeds	22-Nov-22	21-Nov-22	Change
Groundnut Kernel	7600	7700	-100
Gr. Bolds 60/70	8500	8500	Unch
Gr. Javas 60/70	9400	9400	Unch
Gr Javas 70/80	9300	9300	Unch
Gr.Javas 80/90	9100	9100	Unch
KardiSeed 2% Exp Qly	5300	5300	Unch
Sesame White 98/2/1 FM	11200	11200	Unch
Whitish 95/5/FFA/1FM	11000	11000	Unch
Brown 48/2 FFA/4 FM	10800	10800	Unch
Brown 48/3 FFA/4 FM	10600	10600	Unch
Brown 48/4 FM/* No FFA Guarantee	10400	10400	Unch
Sunflower Seed	6700	6700	Unch
Niger Seed (4% FM)	8400	8300	100

Disclaimer

The information and opinions contained in the document have been compiled from sources believed to be reliable. The company does not warrant its accuracy, completeness and correctness. Use of data and information contained in this report is at your own risk. This document is not, and should not be construed as, an offer to sell or solicitation to buy any commodities. This document may not be reproduced, distributed or published, in whole or in part, by any recipient hereof for any purpose without prior permission from the Company. IASL and its affiliates and/or their officers, directors and employees may have positions in any commodities mentioned in this document (or in any related investment) and may from time to time add to or dispose of any such commodities (or investment). Please see the detailed disclaimer at <http://www.agriwatch.com/disclaimer.php> © 2022 Indian Agribusiness Systems Limited