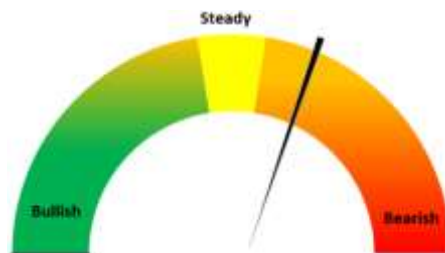


### Oilseeds Domestic Fundamentals:

#### Today's Update-

Today, In Indore Soybean plant prices remained stable at INR 5,710/Qtl amid shrink in arrivals, However, in other mandis, market witnessed mixed sentiments. So far this month Soybean prices are up by 8.25%. Soybean (plant delivery, Indore) prices are expected to trade with firm bias in the range of 5,700-6,000/qtl levels in the near-term amid good soymeal export demand.



#### International market update:

On Tuesday, (CBOT Soybean Jan'22 Expiry) witnessed loss and went marginally down by 0.49% to \$ 14.36/bushel, so far this month market is marginally up by 1.14%.

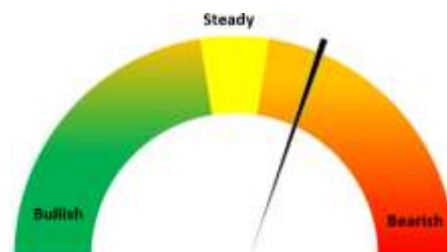
As on Nov 17, 2022, According to Ag Rural 2022/23 Brazil soybean crop was 80% planted compared to last week at 69% and 86% year ago. The soybean planting in Mato Gross is most advanced at 96% with 79% of the soybeans planted in Parana.

Brazil's National Energy Policy Council (CNPE) decided the mandatory blend of biodiesel in diesel will be kept at 10% until Mar. 31, 2023. Around 70% of Brazil's biodiesel is produced from soy oil. With a 15% mandate being adopted as of April, the total soybean demanded for biodiesel would rise to about 30 million tonnes in 2023.

#### RM seed

#### Today's Update-

Today Jaipur RM seed prices went marginally down by 0.7% to Rs. 6,695/qtl. and currently trading near four months high amid shrink in arrivals. In coming days RM seed is likely to continue rebound towards in the range of 7,000-7300 levels tracking stock limit removal, good mustard oil demand and firm global cues.



Mustard and Rapeseed			
Area Covered (Lakh Ha) as of 18 November 2022			
State	2022	2021	% Change
Rajasthan	36.282	31.556	14.98%
Uttar.Pradesh	10.107	10.021	0.86%
Madhya.Pradesh	9.98	8.81	13.28%
West.Bengal	3.03	1.36	122.79%
Gujarat	1.814	0.695	161.01%
Assam	1.136	1.815	-37.41%
Chhattisgarh	0.379	0.402	-5.72%
Odisha	0.196	0.188	4.26%
Others	0.328	0.285	15.09%
<b>Total</b>	<b>63.252</b>	<b>55.13</b>	<b>14.73%</b>

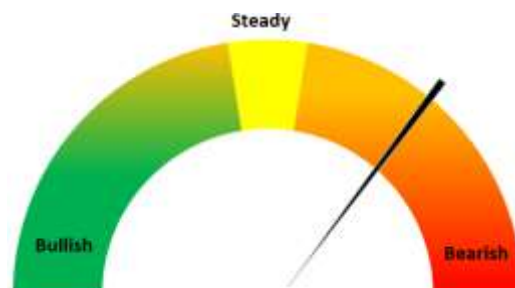
**International**

After gaining in Oct'22, by 8.5%, ICE Canola went down by 7.24% to \$ 857/MT. So far this week market is down by 4.37%.

**Groundnut:**

Groundnut Rajkot prices went up by 3.5% to INR 5,975/Qtl as compared to INR 5,775/Qtl previous day amid new crop arrivals. In Upcoming days, Groundnut is likely to trade in the range of INR 5,800-6,100/Qtl.

Gujarat government is planning to purchase groundnut at MSP of INR 5,850/Qtl under price support scheme 2022-23. For kharif 2022 central govt. has approved MSP purchase of 9.79 lakh MT of groundnut.



<b>Rabi Groundnut</b>			
<b>Area Covered (Lakh Ha) as of 18 November 2022</b>			
<b>State</b>	<b>2022</b>	<b>2021</b>	<b>% Change</b>
Andhra Pradesh	0.106	0.078	35.90%
Karnataka	0.89	0.61	45.90%
Tamil Nadu	0.119	0.109	9.17%
Telangana	0.368	1.021	-63.96%
West Bengal	0.007	0.003	133.33%
Others	0.051	0.047	8.51%
<b>Total</b>	<b>1.54</b>	<b>1.87</b>	<b>-17.51%</b>

### Oilseed Prices at Key Spot Markets:

Commodity / Centre	Prices (Rs/Qtl)				Change
Soybean	23-Nov-22		22-Nov-22		
	Low	High	Low	High	
Indore –Plant	5600	5710	5600	5710	Unch
Indore–Mandi	Closed	Closed	5300	5600	-
Nagpur-Plant	5200	5385	5400	5635	-250
Nagpur – Mandi	4660	5285	4500	5535	-250
Latur – Mandi	Closed	Closed	5300	6350	-
Akola – Mandi	Closed	Closed	4405	6000	-
Kota-Plant	5500	5700	5400	5600	100
Kota – Mandi	5300	5600	5000	5500	100
Bundi-Plant	5000	5600	5200	5700	-100
Bundi-Mandi	4500	5500	4700	5600	-100
Baran-Plant	4800	5700	5000	5900	-200
Baran-Mandi	4600	5600	4400	5800	-200
Bhawani Mandi Jhalawar–Plant	5250	5650	5250	5650	Unch
Jhalwar-Mandi	Closed	Closed	5000	5500	-
<b>Rapeseed/Mustard</b>					
Jaipur-(Condition)	6950	6975	7000	7025	-50
Alwar-(Condition)	6600	6650	6450	6500	150
Sri Ganganagar-(Non-Condition)	6150	6750	6350	6900	-150
New Delhi–(Condition)	6670	6720	6750	6800	-80
Kota-(Condition)	6100	6600	6200	6500	100
Agra-(Condition)	7119	7214	7071	7167	48
Neewai-(Condition)	5900	6600	5900	6600	Unch
Hapur (UP)-(Condition)	6700	6800	6750	6850	-50
<b>Groundnut Seed</b>					
Rajkot	1070	1070	1050	1050	20
<b>Sunflower Seed</b>					
Gulbarga	Closed	Closed	5075	5825	-
Latur	Closed	Closed	6500	6600	-
Sholapur	Closed	Closed	6500	6600	-
Soybean Prices are in INR/qtl. (1 bag=90 kg). Mandi prices – Loose, Mustard Seed Prices are in INR/qt (1 bag=85 kg) C – Condition (42%), *Groundnut seed in Rs/20 kg, Sunflower Seed in Rs/qtl.					

### Oilseed Arrivals in Key Centers:

Commodity / Centre	Arrivals in Bags/Qtl		Change
<b>Soybean</b>	<b>23-Nov-22</b>	<b>22-Nov-22</b>	
Madhya Pradesh	150000	350000	-200000
Maharashtra	210000	300000	-90000
Kota	70000	90000	-20000
Bundi (Raj)	8000	23000	-15000
Baran (Raj)	15000	15000	Unch
Jhalawar (Raj)	Closed	10000	-
<b>Rapeseed/Mustard</b>			
Rajasthan	115000	115000	Unch
Alwar	2000	2000	Unch
Sri Ganganagar	800	1000	-200
Kota	1000	500	500
<b>Groundnut Seed</b>			
Rajkot (Gujarat)	5975	5775	200
<b>Sunflower Seed</b>			
Sholapur (Maharashtra)	Closed	1300	-

### Other Oilseed Prices at Mumbai (INR/100 Kg):

Oilseeds	23-Nov-22	22-Nov-22	Change
Groundnut Kernel	7650	7600	50
Gr. Bolds 60/70	8500	8500	Unch
Gr. Javas 60/70	9400	9400	Unch
Gr Javas 70/80	9300	9300	Unch
Gr.Javas 80/90	9100	9100	Unch
KardiSeed 2% Exp Qly	5300	5300	Unch
Sesame White 98/2/1 FM	11200	11200	Unch
Whitish 95/5/FFA/1FM	11000	11000	Unch
Brown 48/2 FFA/4 FM	10800	10800	Unch
Brown 48/3 FFA/4 FM	10600	10600	Unch
Brown 48/4 FM/* No FFA Guarantee	10400	10400	Unch
Sunflower Seed	6700	6700	Unch
Niger Seed (4% FM)	8400	8400	Unch

**Disclaimer**

The information and opinions contained in the document have been compiled from sources believed to be reliable. The company does not warrant its accuracy, completeness and correctness. Use of data and information contained in this report is at your own risk. This document is not, and should not be construed as, an offer to sell or solicitation to buy any commodities. This document may not be reproduced, distributed or published, in whole or in part, by any recipient hereof for any purpose without prior permission from the Company. IASL and its affiliates and/or their officers, directors and employees may have positions in any commodities mentioned in this document (or in any related investment) and may from time to time add to or dispose of any such commodities (or investment). Please see the detailed disclaimer at <http://www.agriwatch.com/disclaimer.php> © 2022 Indian Agribusiness Systems Limited