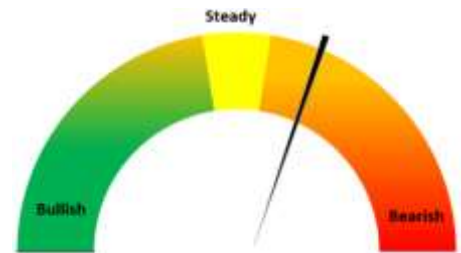


Oilseeds Domestic Fundamentals:

Today's Update-

Today, In Indore Soybean plant prices ent marginally up by to INR 5,600/Qtl amid decline in arrivals. However, in other mandis, market witnessed mixed sentiments. So far this month Soybean prices are up by 5%. Soybean (plant delivery, Indore) prices are expected to trade sideways with weak bias in the range of 5,500-5,800/qtl levels in the near-term amid good soymeal export demand.



International market update:

On Wednesday, (CBOT Soybean Jan'22 Expiry) witnessed gain and went marginally up by 0.44% to \$ 14.36/bushel, so far this month market is marginally up by 1.16%.

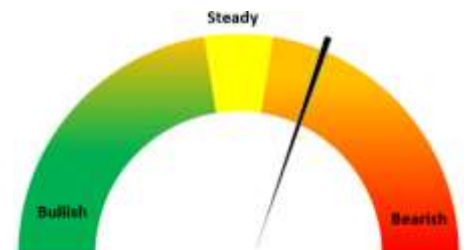
As on Nov 17, 2022, According to Ag Rural 2022/23 Brazil soybean crop was 80% planted compared to last week at 69% and 86% year ago. The soybean planting in Mato Gross is most advanced at 96% with 79% of the soybeans planted in Parana.

Brazil's National Energy Policy Council (CNPE) decided the mandatory blend of biodiesel in diesel will be kept at 10% until Mar. 31, 2023. Around 70% of Brazil's biodiesel is produced from soy oil. With a 15% mandate being adopted as of April, the total soybean demanded for biodiesel would rise to about 30 million tonnes in 2023.

RM seed

Today's Update-

Today Jaipur RM seed prices went marginally down by 0.7% to Rs. 6,975/qtl. Amid weak demand from millers and currently trading near four months high amid shrink in arrivals. In coming days RM seed is likely to trade in the range of 7,000-7300 levels tracking stock limit removal, good mustard oil demand and firm global cues.

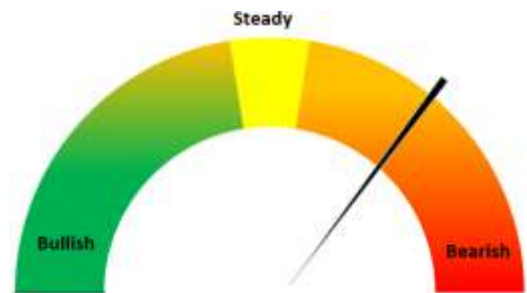


Mustard and Rapeseed			
Area Covered (Lakh Ha) as of 25 November 2022			
State	2022	2021	% Change
Rajasthan	37.16	33.60	10.57%
Madhya.Pradesh	12.53	9.44	32.73%
Uttar.Pradesh	11.79	11.66	1.17%
West.Bengal	3.78	2.05	84.39%
Gujarat	1.81	0.70	161.01%
Assam	1.62	2.16	-24.84%
Jharkhand	0.84	0.95	-10.78%
Chhattisgarh	0.52	0.55	-5.12%
Others	0.83	0.86	-3.70%
Total	70.89	61.96	14.41%

Groundnut:

Groundnut Rajkot prices remained steady at INR 5,975/Qtl as compared to INR 5,775/Qtl previous day amid new crop arrivals. In Upcoming days, Groundnut is likely to trade in the range of INR 5,800-6,100/Qtl.

Gujarat government is planning to purchase groundnut at MSP of INR 5,850/Qtl under price support scheme 2022-23. For kharif 2022 central govt. has approved MSP purchase of 9.79 lakh MT of groundnut.



Rabi Groundnut			
Area Covered (Lakh Ha) as of 25 November 2022			
State	2022	2021	% Change
Karnataka	0.98	0.64	53.13%
Telangana.	0.437	1.094	-60.05%
Andhra Pradesh	0.179	0.19	-5.79%
Tamil Nadu	0.139	0.12	15.83%
Odisha	0.049	0.046	6.52%
Others	0.021	0.006	250.00%
Total	1.80	2.10	-13.93%

Oilseed Prices at Key Spot Markets:

Commodity / Centre	Prices (Rs/Qtl)				Change
Soybean	25-Nov-22		24-Nov-22		
	Low	High	Low	High	
Indore –Plant	5500	5600	5400	5550	50
Indore–Mandi	5200	5500	5100	5450	50
Nagpur-Plant	4900	5595	5000	5575	20
Nagpur – Mandi	4400	5495	4500	5475	20
Latur – Mandi	5000	6200	5200	6280	-80
Akola – Mandi	4600	5630	4500	5770	-140
Kota-Plant	5400	5600	5550	5700	-100
Kota – Mandi	5000	5500	5350	5600	-100
Bundi-Plant	5200	5700	4900	5500	200
Bundi-Mandi	4700	5600	4200	5400	200
Baran-Plant	5200	5600	5200	5600	Unch
Baran-Mandi	5000	5500	5000	5500	Unch
Bhawani Mandi Jhalawar–Plant	5200	5600	5250	5650	-50
Jhalwar-Mandi	5000	5400	5000	5500	-100
Rapeseed/Mustard					
Jaipur-(Condition)	6900	6925	6950	6975	-50
Alwar-(Condition)	6550	6600	6550	6600	Unch
Sri Ganganagar-(Non-Condition)	6200	6400	6200	6300	100
New Delhi–(Condition)	6750	6800	6750	6800	Unch
Kota-(Condition)	6100	6400	6100	6600	-200
Agra-(Condition)	6857	7048	7071	7167	-119
Neewai-(Condition)	5800	6575	5900	6600	-25
Hapur (UP)-(Condition)	6650	6725	6700	6800	-75
Groundnut Seed					
Rajkot	1070	1070	1050	1050	20
Sunflower Seed					
Gulbarga	5000	5900	5000	5700	200
Latur	6600	6800	6500	6600	200
Sholapur	6600	6800	6500	6600	200
Soybean Prices are in INR/qtl. (1 bag=90 kg). Mandi prices – Loose, Mustard Seed Prices are in INR/qt (1 bag=85 kg) C – Condition (42%), *Groundnut seed in Rs/20 kg, Sunflower Seed in Rs/qtl.					

Oilseed Arrivals in Key Centers:

Commodity / Centre	Arrivals in Bags/Qtl		Change
Soybean	25-Nov-22	24-Nov-22	
Madhya Pradesh	300000	400000	-100000
Maharashtra	250000	260000	-10000
Kota	80000	70000	10000
Bundi (Raj)	4000	5000	-1000
Baran (Raj)	5000	11000	-6000
Jhalawar (Raj)	15000	15000	Unch
Rapeseed/Mustard			
Rajasthan	125000	125000	Unch
Alwar	1500	1500	Unch
Sri Ganganagar	2500	600	1900
Kota	1800	1000	800
Groundnut Seed			
Rajkot (Gujarat)	5925	5925	Unch
Sunflower Seed			
Sholapur (Maharashtra)	1000	1300	-300

Other Oilseed Prices at Mumbai (INR/100 Kg):

Oilseeds	25-Nov-22	24-Nov-22	Change
Groundnut Kernel	7625	7650	-25
Gr. Bolds 60/70	8700	8500	200
Gr. Javas 60/70	9600	9400	200
Gr Javas 70/80	9500	9300	200
Gr.Javas 80/90	9300	9100	200
KardiSeed 2% Exp Qly	5300	5300	Unch
Sesame White 98/2/1 FM	11200	11200	Unch
Whitish 95/5/FFA/1FM	11000	11000	Unch
Brown 48/2 FFA/4 FM	10800	10800	Unch
Brown 48/3 FFA/4 FM	10600	10600	Unch
Brown 48/4 FM/* No FFA Guarantee	10400	10400	Unch
Sunflower Seed	6700	6700	Unch
Niger Seed (4% FM)	8400	8400	Unch

Disclaimer

The information and opinions contained in the document have been compiled from sources believed to be reliable. The company does not warrant its accuracy, completeness and correctness. Use of data and information contained in this report is at your own risk. This document is not, and should not be construed as, an offer to sell or solicitation to buy any commodities. This document may not be reproduced, distributed or published, in whole or in part, by any recipient hereof for any purpose without prior permission from the Company. IASL and its affiliates and/or their officers, directors and employees may have positions in any commodities mentioned in this document (or in any related investment) and may from time to time add to or dispose of any such commodities (or investment). Please see the detailed disclaimer at <http://www.agriwatch.com/disclaimer.php> © 2022 Indian Agribusiness Systems Limited