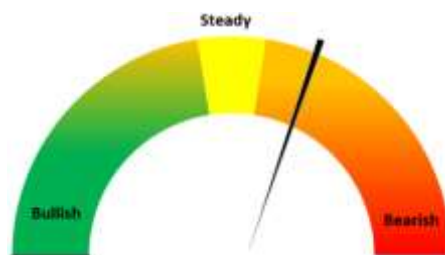


Oilseeds Domestic Fundamentals:

Today's Update-

Today, In Indore Soybean plant prices remained stable at INR 5,600/Qtl amid steady arrivals. However, in other mandis, market witnessed mixed sentiments. So far this month Soybean prices are up by 5%. Soybean (plant delivery, Indore) prices are expected to trade sideways with weak bias in the range of 5,500-5,800/qtl levels in the near-term amid good soymeal export demand.



International market update:

On Friday, (CBOT Soybean Jan'22 Expiry) witnessed gain and went marginally up by 0.02% to \$ 14.36/bushel, so far this month market is marginally up by 1.16%.

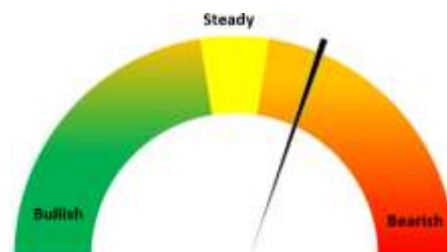
As on Nov 17, 2022, According to Ag Rural 2022/23 Brazil soybean crop was 80% planted compared to last week at 69% and 86% year ago. The soybean planting in Mato Gross is most advanced at 96% with 79% of the soybeans planted in Parana.

Brazil's National Energy Policy Council (CNPE) decided the mandatory blend of biodiesel in diesel will be kept at 10% until Mar. 31, 2023. Around 70% of Brazil's biodiesel is produced from soy oil. With a 15% mandate being adopted as of April, the total soybean demanded for biodiesel would rise to about 30 million tonnes in 2023.

RM seed

Today's Update-

Today Jaipur RM seed prices remained stable at Rs. 6,925/qtl. Amid shrink in arrivals. Currently RM seed trading near four months high amid shrink in arrivals. In coming days RM seed is likely to trade in the range of 7,000-7300 levels tracking stock limit removal, good mustard oil demand and firm global cues.

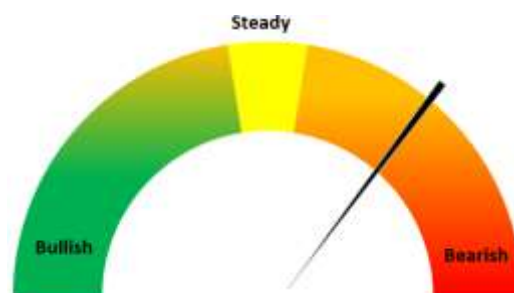


Mustard and Rapeseed			
Area Covered (Lakh Ha) as of 25 November 2022			
State	2022	2021	% Change
Rajasthan	37.16	33.60	10.57%
Madhya.Pradesh	12.53	9.44	32.73%
Uttar.Pradesh	11.79	11.66	1.17%
West.Bengal	3.78	2.05	84.39%
Gujarat	1.81	0.70	161.01%
Assam	1.62	2.16	-24.84%
Jharkhand	0.84	0.95	-10.78%
Chhattisgarh	0.52	0.55	-5.12%
Others	0.83	0.86	-3.70%
Total	70.89	61.96	14.41%

Groundnut:

Groundnut Rajkot prices went down by 1.4% to INR 5,890/Qtl as compared to INR 5,975/Qtl previous day amid new crop arrivals. In Upcoming days, Groundnut is likely to trade in the range of INR 5,800-6,100/Qtl.

Gujarat government is planning to purchase groundnut at MSP of INR 5,850/Qtl under price support scheme 2022-23. For kharif 2022 central govt. has approved MSP purchase of 9.79 lakh MT of groundnut.



Rabi Groundnut			
Area Covered (Lakh Ha) as of 25 November 2022			
State	2022	2021	% Change
Karnataka	0.98	0.64	53.13%
Telangana.	0.437	1.094	-60.05%
Andhra Pradesh	0.179	0.19	-5.79%
Tamil Nadu	0.139	0.12	15.83%
Odisha	0.049	0.046	6.52%
Others	0.021	0.006	250.00%
Total	1.80	2.10	-13.93%

Oilseed Prices at Key Spot Markets:

Commodity / Centre	Prices (Rs/Qtl)				Change
Soybean	26-Nov-22		25-Nov-22		
	Low	High	Low	High	
Indore –Plant	5500	5600	5500	5600	Unch
Indore–Mandi	5200	5500	5200	5500	Unch
Nagpur-Plant	4900	5600	4900	5595	5
Nagpur – Mandi	4400	5442	4400	5495	-53
Latur – Mandi	5151	6291	5000	6200	91
Akola – Mandi	4500	5460	4600	5630	-170
Kota-Plant	5300	5500	5400	5600	-100
Kota – Mandi	5200	5400	5000	5500	-100
Bundi-Plant	NR	NR	5200	5700	-
Bundi-Mandi	NR	NR	4700	5600	-
Baran-Plant	4800	5700	5200	5600	100
Baran-Mandi	4600	5600	5000	5500	100
Bhawani Mandi Jhalawar–Plant	5200	5600	5200	5600	Unch
Jhalwar-Mandi	5000	5400	5000	5400	Unch
Rapeseed/Mustard					
Jaipur-(Condition)	6900	6925	6900	6925	Unch
Alwar-(Condition)	6450	6500	6550	6600	-100
Sri Ganganagar-(Non-Condition)	6200	6400	6200	6400	Unch
New Delhi–(Condition)	6700	6750	6750	6800	-50
Kota-(Condition)	6200	6500	6100	6400	100
Agra-(Condition)	6952	7048	6857	7048	Unch
Neewai-(Condition)	5800	6575	5800	6575	Unch
Hapur (UP)-(Condition)	6650	6750	6650	6725	25
Groundnut Seed					
Rajkot	1050	1050	1070	1070	-20
Sunflower Seed					
Gulbarga	NA	NA	5000	5900	-
Latur	6600	6800	6600	6800	Unch
Sholapur	6600	6800	6600	6800	Unch
Soybean Prices are in INR/qtl. (1 bag=90 kg). Mandi prices – Loose, Mustard Seed Prices are in INR/qt (1 bag=85 kg) C – Condition (42%), *Groundnut seed in Rs/20 kg, Sunflower Seed in Rs/qtl.					

Oilseed Arrivals in Key Centers:

Commodity / Centre	Arrivals in Bags/Qtl		Change
Soybean	26-Nov-22	25-Nov-22	
Madhya Pradesh	300000	300000	Unch
Maharashtra	250000	250000	Unch
Kota	80000	80000	Unch
Bundi (Raj)	NR	4000	-
Baran (Raj)	10000	5000	5000
Jhalawar (Raj)	8000	15000	-7000
Rapeseed/Mustard			
Rajasthan	100000	125000	-25000
Alwar	1000	1500	-500
Sri Ganganagar	2500	2500	Unch
Kota	2000	1800	200
Groundnut Seed			
Rajkot (Gujarat)	5890	5975	-85
Sunflower Seed			
Sholapur (Maharashtra)	1000	1000	Unch

Other Oilseed Prices at Mumbai (INR/100 Kg):

Oilseeds	26-Nov-22	25-Nov-22	Change
Groundnut Kernel	7600	7625	-25
Gr. Bolds 60/70	8800	8700	100
Gr. Javas 60/70	9700	9600	100
Gr Javas 70/80	9600	9500	100
Gr.Javas 80/90	9400	9300	100
KardiSeed 2% Exp Qly	5300	5300	Unch
Sesame White 98/2/1 FM	11200	11200	Unch
Whitish 95/5/FFA/1FM	11000	11000	Unch
Brown 48/2 FFA/4 FM	10800	10800	Unch
Brown 48/3 FFA/4 FM	10600	10600	Unch
Brown 48/4 FM/* No FFA Guarantee	10400	10400	Unch
Sunflower Seed	6700	6700	Unch
Niger Seed (4% FM)	8400	8400	Unch

Disclaimer

The information and opinions contained in the document have been compiled from sources believed to be reliable. The company does not warrant its accuracy, completeness and correctness. Use of data and information contained in this report is at your own risk. This document is not, and should not be construed as, an offer to sell or solicitation to buy any commodities. This document may not be reproduced, distributed or published, in whole or in part, by any recipient hereof for any purpose without prior permission from the Company. IASL and its affiliates and/or their officers, directors and employees may have positions in any commodities mentioned in this document (or in any related investment) and may from time to time add to or dispose of any such commodities (or investment). Please see the detailed disclaimer at <http://www.agriwatch.com/disclaimer.php> © 2022 Indian Agribusiness Systems Limited