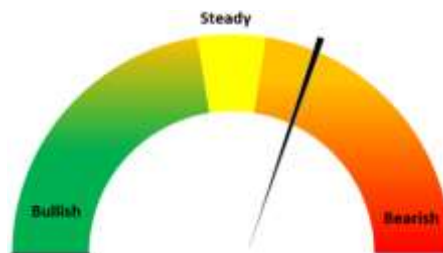


Oilseeds Domestic Fundamentals:

Today's Update-

Today, In Indore Soybean plant prices declined by 1.79% to INR 5,500/Qtl amid increase in arrivals. However, in other mandis, market witnessed mixed sentiments. So far this month Soybean prices are up by 3%. Soybean (plant delivery, Indore) prices are expected to trade sideways with weak bias in the range of 5,500-5,800/qtl levels in the near-term amid good soymeal export demand.



International market update:

On Friday, (CBOT Soybean Jan'22 Expiry) witnessed gain and went marginally up by 0.02% to \$ 14.36/bushel, so far this month market is marginally up by 1.16%.

The soybeans in Argentina were 12% planted as of late last week compared to 28.7% last year. There are reports of farmers planting soybeans in abandoned wheat and barley fields and in fields originally intended for early corn. The biggest advance in soybean planting last week was in La Pampa and Buenos Aires.

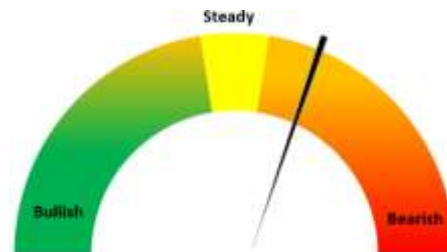
As on Nov 17, 2022, According to Ag Rural 2022/23 Brazil soybean crop was 80% planted compared to last week at 69% and 86% year ago. The soybean planting in Mato Gross is most advanced at 96% with 79% of the soybeans planted in Parana.

Brazil's National Energy Policy Council (CNPE) decided the mandatory blend of biodiesel in diesel will be kept at 10% until Mar. 31, 2023. Around 70% of Brazil's biodiesel is produced from soy oil. With a 15% mandate being adopted as of April, the total soybean demanded for biodiesel would rise to about 30 million tonnes in 2023.

RM seed

Today's Update-

Today Jaipur RM seed prices declined by 0.4% to Rs. 6,850/qtl. Amid increase in arrivals. Currently RM seed trading near four months high amid shrink in arrivals. In coming days RM seed is likely to trade in the range of 6,800-7000 levels tracking stock limit removal, good mustard oil demand and firm global cues.

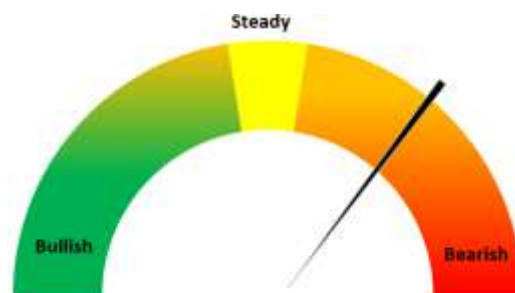


Mustard and Rapeseed			
Area Covered (Lakh Ha) as of 25 November 2022			
State	2022	2021	% Change
Rajasthan	37.16	33.60	10.57%
Madhya.Pradesh	12.53	9.44	32.73%
Uttar.Pradesh	11.79	11.66	1.17%
West.Bengal	3.78	2.05	84.39%
Gujarat	1.81	0.70	161.01%
Assam	1.62	2.16	-24.84%
Jharkhand	0.84	0.95	-10.78%
Chhattisgarh	0.52	0.55	-5.12%
Others	0.83	0.86	-3.70%
Total	70.89	61.96	14.41%

Groundnut:

Groundnut Rajkot prices went marginally up by 0.6% to INR 5,925/Qtl as compared to INR 5,890/Qtl previous day amid new crop arrivals. In Upcoming days, Groundnut is likely to trade in the range of INR 5,800-6,100/Qtl.

Gujarat government is planning to purchase groundnut at MSP of INR 5,850/Qtl under price support scheme 2022-23. For kharif 2022 central govt. has approved MSP purchase of 9.79 lakh MT of groundnut.



Rabi Groundnut			
Area Covered (Lakh Ha) as of 25 November 2022			
State	2022	2021	% Change
Karnataka	0.98	0.64	53.13%
Telangana.	0.437	1.094	-60.05%
Andhra Pradesh	0.179	0.19	-5.79%
Tamil Nadu	0.139	0.12	15.83%
Odisha	0.049	0.046	6.52%
Others	0.021	0.006	250.00%
Total	1.80	2.10	-13.93%

Oilseed Prices at Key Spot Markets:

Commodity / Centre	Prices (Rs/Qtl)				Change
Soybean	28-Nov-22		26-Nov-22		
	Low	High	Low	High	
Indore –Plant	5425	5500	5500	5600	-100
Indore–Mandi	5200	5450	5200	5500	-50
Nagpur-Plant	5100	5650	4900	5600	50
Nagpur – Mandi	4500	5500	4400	5445	55
Latur – Mandi	5200	6400	5150	6290	110
Akola – Mandi	4000	5600	4500	5460	140
Kota-Plant	4900	5400	5300	5500	-100
Kota – Mandi	5100	5300	5200	5400	-100
Bundi-Plant	4600	5400	NR	NR	-
Bundi-Mandi	5000	5300	NR	NR	-
Baran-Plant	5200	5500	4800	5700	-200
Baran-Mandi	4500	5300	4600	5600	-300
Bhawani Mandi Jhalawar–Plant	5100	5400	5200	5600	-200
Jhalwar-Mandi	4800	5300	5000	5400	-100
Rapeseed/Mustard					
Jaipur-(Condition)	6825	6850	6850	6875	-25
Alwar-(Condition)	6450	6500	6450	6500	Unch
Sri Ganganagar-(Non-Condition)	6000	6200	6200	6400	-200
New Delhi–(Condition)	6600	6650	6700	6750	-100
Kota-(Condition)	6200	6500	6200	6500	Unch
Agra-(Condition)	6857	6952	6952	7048	-95
Neewai-(Condition)	5750	6450	5800	6575	-125
Hapur (UP)-(Condition)	6500	6600	6650	6750	-150
Groundnut Seed					
Rajkot	1070	1070	1050	1050	20
Sunflower Seed					
Gulbarga	5100	5800	NA	NA	-
Latur	6600	6700	6600	6800	-100
Sholapur	6600	6700	6600	6800	-100
Soybean Prices are in INR/qtl. (1 bag=90 kg). Mandi prices – Loose, Mustard Seed Prices are in INR/qt (1 bag=85 kg) C – Condition (42%), *Groundnut seed in Rs/20 kg, Sunflower Seed in Rs/qtl.					

Oilseed Arrivals in Key Centers:

Commodity / Centre	Arrivals in Bags/Qtl		Change
Soybean	28-Nov-22	26-Nov-22	
Madhya Pradesh	325000	300000	25000
Maharashtra	250000	250000	Unch
Kota	75000	80000	-5000
Bundi (Raj)	4000	NR	-
Baran (Raj)	15000	10000	5000
Jhalawar (Raj)	10000	8000	2000
Rapeseed/Mustard			
Rajasthan	115000	100000	15000
Alwar	1000	1000	Unch
Sri Ganganagar	2000	2500	-500
Kota	2000	2000	Unch
Groundnut Seed			
Rajkot (Gujarat)	5925	5890	35
Sunflower Seed			
Sholapur (Maharashtra)	1000	1000	Unch

Other Oilseed Prices at Mumbai (INR/100 Kg):

Oilseeds	28-Nov-22	26-Nov-22	Change
Groundnut Kernel	7600	7600	Unch
Gr. Bolds 60/70	8800	8800	Unch
Gr. Javas 60/70	9700	9700	Unch
Gr Javas 70/80	9600	9600	Unch
Gr.Javas 80/90	9400	9400	Unch
KardiSeed 2% Exp Qly	5300	5300	Unch
Sesame White 98/2/1 FM	11200	11200	Unch
Whitish 95/5/FFA/1FM	11000	11000	Unch
Brown 48/2 FFA/4 FM	10800	10800	Unch
Brown 48/3 FFA/4 FM	10600	10600	Unch
Brown 48/4 FM/* No FFA Guarantee	10400	10400	Unch
Sunflower Seed	6700	6700	Unch
Niger Seed (4% FM)	8400	8400	Unch

Disclaimer

The information and opinions contained in the document have been compiled from sources believed to be reliable. The company does not warrant its accuracy, completeness and correctness. Use of data and information contained in this report is at your own risk. This document is not, and should not be construed as, an offer to sell or solicitation to buy any commodities. This document may not be reproduced, distributed or published, in whole or in part, by any recipient hereof for any purpose without prior permission from the Company. IASL and its affiliates and/or their officers, directors and employees may have positions in any commodities mentioned in this document (or in any related investment) and may from time to time add to or dispose of any such commodities (or investment). Please see the detailed disclaimer at <http://www.agriwatch.com/disclaimer.php> © 2022 Indian Agribusiness Systems Limited