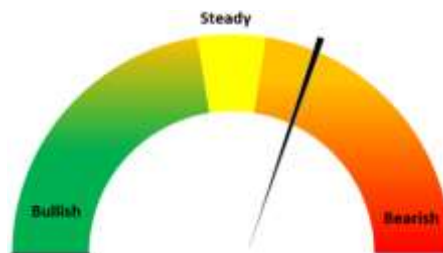


Oilseeds Domestic Fundamentals:

Today's Update-

Today, In Indore Soybean plant prices went marginally up by 1.79% to INR 5,500/Qtl amid steady arrivals. However, in other mandis, market witnessed mixed sentiments. So far this month Soybean prices are up by 3%. Soybean (plant delivery, Indore) prices are expected to trade sideways with weak bias in the range of 5,500-5,800/qtl levels in the near-term amid good soymeal export demand.



International market update:

On Monday, (CBOT Soybean Jan'22 Expiry) witnessed gain and went up by 1.46% to \$ 14.57/bushel, so far this month market is up by 3.01%.

The soybeans in Argentina were 12% planted as of late last week compared to 28.7% last year. There are reports of farmers planting soybeans in abandoned wheat and barley fields and in fields originally intended for early corn. The biggest advance in soybean planting last week was in La Pampa and Buenos Aires.

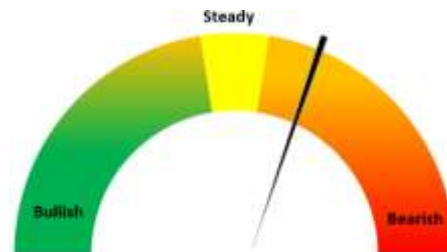
As on Nov 17, 2022, According to Ag Rural 2022/23 Brazil soybean crop was 80% planted compared to last week at 69% and 86% year ago. The soybean planting in Mato Gross is most advanced at 96% with 79% of the soybeans planted in Parana.

Brazil's National Energy Policy Council (CNPE) decided the mandatory blend of biodiesel in diesel will be kept at 10% until Mar. 31, 2023. Around 70% of Brazil's biodiesel is produced from soy oil. With a 15% mandate being adopted as of April, the total soybean demanded for biodiesel would rise to about 30 million tonnes in 2023.

RM seed

Today's Update-

Today Jaipur RM seed prices extended previous day loss and declined by 0.4% to Rs. 6,825/qtl. Amid weak demand from millers. Currently RM seed trading near four months high on shrink in arrivals. In coming days RM seed is likely to trade in the range of 6,800-7000 levels tracking stock limit removal, good mustard oil demand and firm global cues.

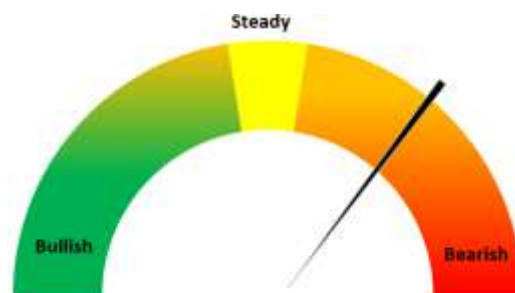


Mustard and Rapeseed			
Area Covered (Lakh Ha) as of 25 November 2022			
State	2022	2021	% Change
Rajasthan	37.16	33.60	10.57%
Madhya.Pradesh	12.53	9.44	32.73%
Uttar.Pradesh	11.79	11.66	1.17%
West.Bengal	3.78	2.05	84.39%
Gujarat	1.81	0.70	161.01%
Assam	1.62	2.16	-24.84%
Jharkhand	0.84	0.95	-10.78%
Chhattisgarh	0.52	0.55	-5.12%
Others	0.83	0.86	-3.70%
Total	70.89	61.96	14.41%

Groundnut:

Groundnut Rajkot prices extended previous day gains and went up by 1.6% to INR 6,020/Qtl as compared to INR 5,925/Qtl previous day amid new crop arrivals. In Upcoming days, Groundnut is likely to trade in the range of INR 5,900-6,100/Qtl.

Gujarat government is planning to purchase groundnut at MSP of INR 5,850/Qtl under price support scheme 2022-23. For kharif 2022 central govt. has approved MSP purchase of 9.79 lakh MT of groundnut.



Rabi Groundnut			
Area Covered (Lakh Ha) as of 25 November 2022			
State	2022	2021	% Change
Karnataka	0.98	0.64	53.13%
Telangana.	0.437	1.094	-60.05%
Andhra Pradesh	0.179	0.19	-5.79%
Tamil Nadu	0.139	0.12	15.83%
Odisha	0.049	0.046	6.52%
Others	0.021	0.006	250.00%
Total	1.80	2.10	-13.93%

Oilseed Prices at Key Spot Markets:

Commodity / Centre	Prices (Rs/Qtl)				Change
Soybean	29-Nov-22		28-Nov-22		
	Low	High	Low	High	
Indore –Plant	5450	5550	5425	5500	50
Indore–Mandi	5250	5450	5200	5450	Unch
Nagpur-Plant	4450	5445	5100	5650	-205
Nagpur – Mandi	4345	5345	4500	5500	-155
Latur – Mandi	5000	6100	5200	6400	-300
Akola – Mandi	4000	5485	4000	5600	-115
Kota-Plant	5300	5500	4900	5400	100
Kota – Mandi	5200	5400	5100	5300	100
Bundi-Plant	4500	5300	4600	5400	-100
Bundi-Mandi	4900	5200	5000	5300	-100
Baran-Plant	4800	5700	5200	5500	200
Baran-Mandi	4600	5600	4500	5300	300
Bhawani Mandi Jhalawar–Plant	5200	5600	5100	5400	200
Jhalwar-Mandi	5000	5400	4800	5300	100
Rapeseed/Mustard					
Jaipur-(Condition)	6800	6825	6825	6850	-25
Alwar-(Condition)	6550	6600	6450	6500	100
Sri Ganganagar-(Non-Condition)	6000	6250	6000	6200	50
New Delhi–(Condition)	6550	6600	6600	6650	-50
Kota-(Condition)	6100	6400	6200	6500	-100
Agra-(Condition)	6905	7000	6857	6952	48
Neewai-(Condition)	5700	6475	5750	6450	25
Hapur (UP)-(Condition)	6500	6600	6500	6600	Unch
Groundnut Seed					
Rajkot	1050	1050	1070	1070	-20
Sunflower Seed					
Gulbarga	5100	5950	5100	5800	150
Latur	6600	6700	6600	6700	Unch
Sholapur	6600	6700	6600	6700	Unch
Soybean Prices are in INR/qtl. (1 bag=90 kg). Mandi prices – Loose, Mustard Seed Prices are in INR/qt (1 bag=85 kg) C – Condition (42%), *Groundnut seed in Rs/20 kg, Sunflower Seed in Rs/qtl.					

Oilseed Arrivals in Key Centers:

Commodity / Centre	Arrivals in Bags/Qtl		Change
Soybean	29-Nov-22	28-Nov-22	
Madhya Pradesh	325000	325000	Unch
Maharashtra	275000	250000	25000
Kota	75000	75000	Unch
Bundi (Raj)	4000	4000	Unch
Baran (Raj)	15000	15000	Unch
Jhalawar (Raj)	5000	10000	-5000
Rapeseed/Mustard			
Rajasthan	105000	115000	-10000
Alwar	2000	1000	1000
Sri Ganganagar	1200	2000	-800
Kota	2000	2000	Unch
Groundnut Seed			
Rajkot (Gujarat)	6020	5925	95
Sunflower Seed			
Sholapur (Maharashtra)	1000	1000	Unch

Other Oilseed Prices at Mumbai (INR/100 Kg):

Oilseeds	29-Nov-22	28-Nov-22	Change
Groundnut Kernel	7625	7600	25
Gr. Bolds 60/70	8600	8800	-200
Gr. Javas 60/70	9500	9700	-200
Gr Javas 70/80	9400	9600	-200
Gr.Javas 80/90	9200	9400	-200
KardiSeed 2% Exp Qly	5300	5300	Unch
Sesame White 98/2/1 FM	11200	11200	Unch
Whitish 95/5/FFA/1FM	11000	11000	Unch
Brown 48/2 FFA/4 FM	10800	10800	Unch
Brown 48/3 FFA/4 FM	10600	10600	Unch
Brown 48/4 FM/* No FFA Guarantee	10400	10400	Unch
Sunflower Seed	6700	6700	Unch
Niger Seed (4% FM)	8400	8400	Unch

Disclaimer

The information and opinions contained in the document have been compiled from sources believed to be reliable. The company does not warrant its accuracy, completeness and correctness. Use of data and information contained in this report is at your own risk. This document is not, and should not be construed as, an offer to sell or solicitation to buy any commodities. This document may not be reproduced, distributed or published, in whole or in part, by any recipient hereof for any purpose without prior permission from the Company. IASL and its affiliates and/or their officers, directors and employees may have positions in any commodities mentioned in this document (or in any related investment) and may from time to time add to or dispose of any such commodities (or investment). Please see the detailed disclaimer at <http://www.agriwatch.com/disclaimer.php> © 2022 Indian Agribusiness Systems Limited