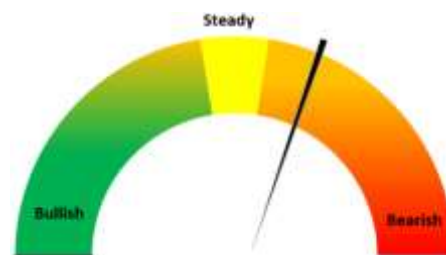


Oilseeds Domestic Fundamentals:
Today's Update-

Today, In Indore Soybean plant prices remained stable at INR 5,550/Qtl amid decline in arrivals and weak demand in the market. However, in other mandis, market witnessed mixed sentiments. So far this month Soybean prices are up by 3.74% and trading well above MSP of 4300 by 25%. Soybean (plant delivery, Indore) prices are expected to trade sideways with weak bias in the range of 5,500-5,800/qtl levels in the near-term amid good soymeal export demand.


International market update:

On Tuesday, (CBOT Soybean Jan'22 Expiry) extended previous day gains and went up by 0.15% to \$14.59/bushel, so far this month market is up by 3.58%.

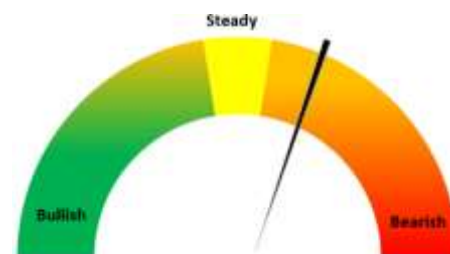
According to Ag Rural, Brazil's 2022/23 soybeans were 80% planted as of late last week compared to 86% last year and 73% average. This represents an advance of 11% for the week. Planting is essentially complete in Mato Grosso except for the north eastern corner of the state, but dry weather in parts of central Brazil such as Goias and Minas Gerais has slowed the planting pace in those two states.

According to the average forecast of eight analysts surveyed by Reuters ahead of a monthly U.S. Department of Agriculture (USDA) report, U.S. soybean crushing likely jumped to a 10-month high in October to 5.877 million short tons, or 195.9 million bushels.

National Oilseed Processors Association (NOPA) members, which account for about 95% of soybeans processed in the United States, crushed 184.464 million bushels of soybeans last month, up 16.7% from September and up 0.3% from October 2021. Soy oil supplies held by NOPA members as of Oct. 31 rose to 1.528 billion lbs.

RM seed
Today's Update-

Today Jaipur RM seed prices remained flattish and went marginally up by 0.4% to Rs. 6,850/qtl. amid weak demand from millers on disparity. Currently RM seed trading near four months high on shrink in arrivals. RM seed is likely to trade in the range of 6,800-7000 levels tracking stock limit removal.

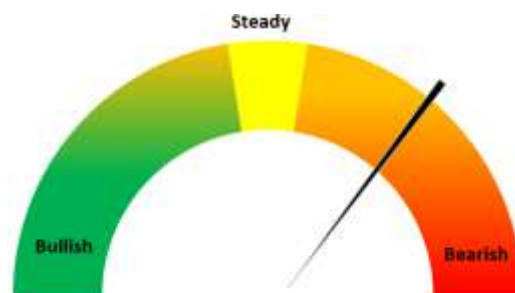


Mustard and Rapeseed			
Area Covered (Lakh Ha) as of 25 November 2022			
State	2022	2021	% Change
Rajasthan	37.16	33.60	10.57%
Madhya.Pradesh	12.53	9.44	32.73%
Uttar.Pradesh	11.79	11.66	1.17%
West.Bengal	3.78	2.05	84.39%
Gujarat	1.81	0.70	161.01%
Assam	1.62	2.16	-24.84%
Jharkhand	0.84	0.95	-10.78%
Chhattisgarh	0.52	0.55	-5.12%
Others	0.83	0.86	-3.70%
Total	70.89	61.96	14.41%

Groundnut:

Groundnut Rajkot prices remained flattish and went marginally down by 0.1% to INR 6,012/Qtl as compared to INR 6,020/Qtl previous day amid new crop arrivals. In Upcoming days, Groundnut is likely to trade in the range of INR 5,900-6,100/Qtl.

Gujarat government is planning to purchase groundnut at MSP of INR 5,850/Qtl under price support scheme 2022-23. For kharif 2022 central govt. has approved MSP purchase of 9.79 lakh MT of groundnut.



Rabi Groundnut			
Area Covered (Lakh Ha) as of 25 November 2022			
State	2022	2021	% Change
Karnataka	0.98	0.64	53.13%
Telangana.	0.437	1.094	-60.05%
Andhra Pradesh	0.179	0.19	-5.79%
Tamil Nadu	0.139	0.12	15.83%
Odisha	0.049	0.046	6.52%
Others	0.021	0.006	250.00%
Total	1.80	2.10	-13.93%

Oilseed Prices at Key Spot Markets:

Commodity / Centre	Prices (Rs/Qtl)				Change
Soybean	30-Nov-22		29-Nov-22		
	Low	High	Low	High	
Indore –Plant	5450	5550	5450	5550	Unch
Indore–Mandi	5250	5475	5250	5450	25
Nagpur-Plant	4400	5495	4450	5445	50
Nagpur – Mandi	4300	5395	4345	5345	50
Latur – Mandi	5151	6055	5000	6100	-45
Akola – Mandi	4300	5460	4000	5485	-25
Kota-Plant	5250	5450	5300	5500	-50
Kota – Mandi	5150	5350	5200	5400	-50
Bundi-Plant	4600	5400	4500	5300	100
Bundi-Mandi	5000	5300	4900	5200	100
Baran-Plant	4700	5600	4800	5700	-100
Baran-Mandi	4500	5500	4600	5600	-100
Bhawani Mandi Jhalawar–Plant	5200	5600	5200	5600	Unch
Jhalwar-Mandi	5000	5400	5000	5400	Unch
Rapeseed/Mustard					
Jaipur-(Condition)	6825	6850	6800	6825	25
Alwar-(Condition)	6500	6700	6550	6600	100
Sri Ganganagar-(Non-Condition)	6000	6250	6000	6250	Unch
New Delhi–(Condition)	6550	6600	6550	6600	Unch
Kota-(Condition)	6200	6500	6100	6400	100
Agra-(Condition)	6905	7000	6905	7000	Unch
Neewai-(Condition)	5750	6450	5700	6475	-25
Hapur (UP)-(Condition)	6600	6700	6500	6600	100
Groundnut Seed					
Rajkot	1070	1070	1050	1050	20
Sunflower Seed					
Gulbarga	5300	6000	5100	5950	50
Latur	6600	6700	6600	6700	Unch
Sholapur	6600	6700	6600	6700	Unch
Soybean Prices are in INR/qtl. (1 bag=90 kg). Mandi prices – Loose, Mustard Seed Prices are in INR/qt (1 bag=85 kg) C – Condition (42%), *Groundnut seed in Rs/20 kg, Sunflower Seed in Rs/qtl.					

Oilseed Arrivals in Key Centers:

Commodity / Centre	Arrivals in Bags/Qtl		Change
Soybean	30-Nov-22	29-Nov-22	
Madhya Pradesh	300000	325000	-25000
Maharashtra	225000	275000	-50000
Kota	75000	75000	Unch
Bundi (Raj)	6000	4000	2000
Baran (Raj)	10000	15000	-5000
Jhalawar (Raj)	2000	5000	-3000
Rapeseed/Mustard			
Rajasthan	100000	105000	-5000
Alwar	2000	2000	Unch
Sri Ganganagar	1000	1200	-200
Kota	1200	2000	-800
Groundnut Seed			
Rajkot (Gujarat)	6012.5	6020	-7.5
Sunflower Seed			
Sholapur (Maharashtra)	1000	1000	Unch

Other Oilseed Prices at Mumbai (INR/100 Kg):

Oilseeds	30-Nov-22	29-Nov-22	Change
Groundnut Kernel	7625	7625	Unch
Gr. Bolds 60/70	8600	8600	Unch
Gr. Javas 60/70	9500	9500	Unch
Gr Javas 70/80	9400	9400	Unch
Gr.Javas 80/90	9200	9200	Unch
KardiSeed 2% Exp Qly	5300	5300	Unch
Sesame White 98/2/1 FM	11200	11200	Unch
Whitish 95/5/FFA/1FM	11000	11000	Unch
Brown 48/2 FFA/4 FM	10800	10800	Unch
Brown 48/3 FFA/4 FM	10600	10600	Unch
Brown 48/4 FM/* No FFA Guarantee	10400	10400	Unch
Sunflower Seed	6700	6700	Unch
Niger Seed (4% FM)	8400	8400	Unch

Disclaimer

The information and opinions contained in the document have been compiled from sources believed to be reliable. The company does not warrant its accuracy, completeness and correctness. Use of data and information contained in this report is at your own risk. This document is not, and should not be construed as, an offer to sell or solicitation to buy any commodities. This document may not be reproduced, distributed or published, in whole or in part, by any recipient hereof for any purpose without prior permission from the Company. IASL and its affiliates and/or their officers, directors and employees may have positions in any commodities mentioned in this document (or in any related investment) and may from time to time add to or dispose of any such commodities (or investment). Please see the detailed disclaimer at <http://www.agriwatch.com/disclaimer.php> © 2022 Indian Agribusiness Systems Limited