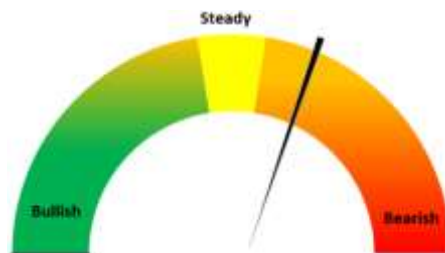


Oilseeds Domestic Fundamentals:

Today's Update-

Today, In Indore Soybean plant prices went down by 0.89% to INR 5,550/Qtl amid increase in arrivals and weak global cues. However, in other mandis, market witnessed mixed sentiments. So far this month Soybean prices are up by 2.75% and trading well above MSP of 4300 by 25%. Soybean (plant delivery, Indore) prices are expected to trade sideways with weak bias in the range of 5,500-5,800/qtl levels in the near-term amid good soymeal export demand.



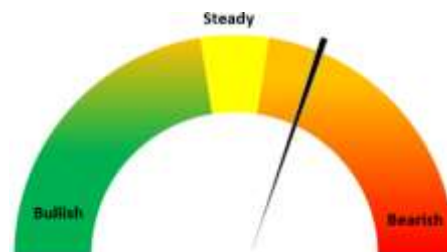
International market update:

On Thursday, CBOT Soy bean January Contract sustained heavy loss and slumped by 2.71% and soy oil too slumped by 6.26% as US's EPA (Environment Protection Agency) proposed volume for 2023 missed the trade expectations. The trade participants had anticipated the increment by around 0.8-1.0 billion gallons. However, EPA proposed the Biodiesel's volume at 2.82 billion gallons with an increment of only 0.6 billion gallons from the volume of 2.76 billion gallons in 2022. Weakness in Palm oil prices also weighed on soy oil prices.

RM seed

Today's Update-

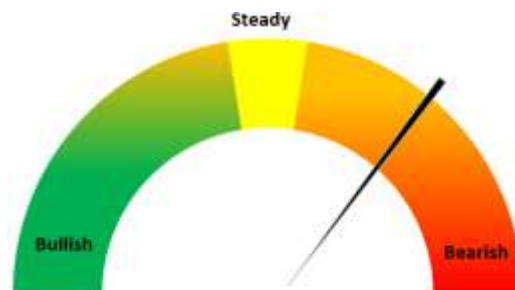
Today Jaipur RM seed prices went down by 1.1% to Rs. 6,725/qtl. amid weak demand from millers on disparity and weak global cues. Currently RM seed trading near three-four months high on shrink in arrivals. RM seed is likely to trade in the range of 6,700-7000 levels tracking stock limit removal.



Mustard and Rapeseed			
Area Covered (Lakh Ha) as of 2 December 2022			
State	2022	2021	% Change
Rajasthan	37.966	34.476	10.12%
Madhya.Pradesh	13.18	10.34	27.47%
Uttar.Pradesh	12.434	12.592	-1.25%
West.Bengal	4.75	3.65	30.14%
Gujarat	2.809	2.354	19.33%
Assam	1.95	2.533	-23.02%
Jharkhand	1.455	1.328	9.56%
Chhattisgarh	0.747	0.715	4.48%
Others	1.396	1.327	5.20%
Total	76.687	69.32	10.64%

Groundnut:

Groundnut Rajkot traded at INR 6,100/Qtl. In Upcoming days, Groundnut is likely to trade in the range of INR 5,900-6,200/Qtl. Oil millers and groundnut seed processors have started buying the commodity in large quantities. Export demand for groundnuts has also increased. Besides, there are encouraging inquiries from Chinese buyers for groundnut oil, sources revealed.



Gujarat government is planning to purchase groundnut at MSP of INR 5,850/Qtl under price support scheme 2022-23. For kharif 2022 central govt. has approved MSP purchase of 9.79 lakh MT of groundnut.

Rabi Groundnut			
Area Covered (Lakh Ha) as of 2 December 2022			
State	2022	2021	% Change
Karnataka	1.24	1.01	22.77%
Telangana.	0.531	1.138	-53.34%
Odisha	0.323	0.157	105.73%
Tamil.Nadu	0.308	0.157	96.18%
Andhra.Pradesh	0.24	0.24	0.00%
Others	0.031	0.025	24.00%
Total	2.67	2.10	27.53%

Oilseed Prices at Key Spot Markets:

Commodity / Centre	Prices (Rs/Qtl)				Change
Soybean	02-Dec-22		01-Dec-22		
	Low	High	Low	High	
Indore –Plant	5450	5550	5500	5600	-50
Indore–Mandi	5200	5450	5200	5450	Unch
Nagpur-Plant	5650	5800	4600	5585	215
Nagpur – Mandi	5200	5400	4500	5485	-85
Latur – Mandi	5050	6100	5000	6200	-100
Akola – Mandi	4625	5565	4300	5460	105
Kota-Plant	5350	5450	5250	5450	Unch
Kota – Mandi	5150	5350	5150	5350	Unch
Bundi-Plant	4500	5300	4600	5400	-100
Bundi-Mandi	4900	5200	5000	5300	-100
Baran-Plant	4500	5500	4450	5450	50
Baran-Mandi	4500	5400	4350	5350	50
Bhawani Mandi Jhalawar–Plant	5150	5450	5200	5600	-150
Jhalwar-Mandi	4850	5350	5000	5400	-50
Rapeseed/Mustard					
Jaipur-(Condition)	6700	6725	6775	6800	-75
Alwar-(Condition)	6100	6400	6500	6700	-300
Sri Ganganagar-(Non-Condition)	5900	6150	6000	6200	-50
New Delhi–(Condition)	6400	6500	6550	6600	-100
Kota-(Condition)	6100	6300	6200	6450	-150
Agra-(Condition)	6571	6714	6762	6857	-143
Neewai-(Condition)	5250	5950	5750	6450	-500
Hapur (UP)-(Condition)	6400	6500	6600	6700	-200
Groundnut Seed					
Rajkot	1100	1100	Closed	Closed	-
Sunflower Seed					
Gulbarga	5500	6000	5500	6000	Unch
Latur	6600	6750	6600	6750	Unch
Sholapur	6600	6750	6600	6750	Unch
Soybean Prices are in INR/qtl. (1 bag=90 kg). Mandi prices – Loose, Mustard Seed Prices are in INR/qt (1 bag=85 kg) C – Condition (42%), *Groundnut seed in Rs/20 kg, Sunflower Seed in Rs/qtl.					

Oilseed Arrivals in Key Centers:

Commodity / Centre	Arrivals in Bags/Qtl		Change
Soybean	02-Dec-22	01-Dec-22	
Madhya Pradesh	280000	275000	5000
Maharashtra	170000	250000	-80000
Kota	60000	70000	-10000
Bundi (Raj)	6000	3000	3000
Baran (Raj)	5000	12000	-7000
Jhalawar (Raj)	5000	4000	1000
Rapeseed/Mustard			
Rajasthan	95000	100000	-5000
Alwar	2000	2000	Unch
Sri Ganganagar	1500	1500	Unch
Kota	2500	1500	1000
Groundnut Seed			
Rajkot (Gujarat)	6100	Closed	-
Sunflower Seed			
Sholapur (Maharashtra)	1000	1000	Unch

Other Oilseed Prices at Mumbai (INR/100 Kg):

Oilseeds	2-Dec-22	1-Dec-22	Change
Groundnut Kernel	7625	7625	Unch
Gr. Bolds 60/70	8600	8600	Unch
Gr. Javas 60/70	9500	9500	Unch
Gr Javas 70/80	9400	9400	Unch
Gr.Javas 80/90	9200	9200	Unch
KardiSeed 2% Exp Qly	5400	5400	Unch
Sesame White 98/2/1 FM	11200	11200	Unch
Whitish 95/5/FFA/1FM	11000	11000	Unch
Brown 48/2 FFA/4 FM	10800	10800	Unch
Brown 48/3 FFA/4 FM	10600	10600	Unch
Brown 48/4 FM/* No FFA Guarantee	10400	10400	Unch
Sunflower Seed	6700	6700	Unch
Niger Seed (4% FM)	8500	8500	Unch