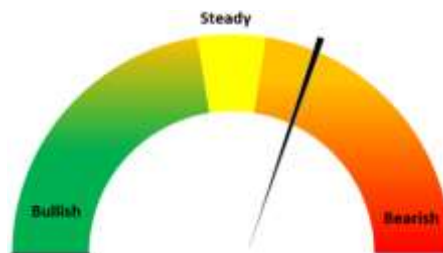


Oilseeds Domestic Fundamentals:

Today's Update-

Today, In Indore Soybean plant prices went up by 0.90% to INR 5,575/Qtl amid good demand in the market at lower level. In other mandis too, market witnessed firm sentiments. So far Soybean prices are trading well above MSP of 4300 by 24%. Soybean (plant delivery, Indore) prices are expected to trade sideways with weak bias in the range of 5,500-5,700/qtl levels in the near-term amid weakness in rival commodities.



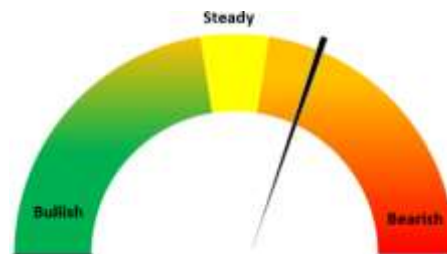
International market update:

On Friday, CBOT Soy bean January Contract remained flattish after losing previous day and went marginally up by 0.61%, as US's EPA (Environment Protection Agency) proposed volume for 2023 missed the trade expectations. The trade participants had anticipated the increment by around 0.8-1.0 billion gallons. However, EPA proposed the Biodiesel's volume at 2.82 billion gallons with an increment of only 0.6 billion gallons from the volume of 2.76 billion gallons in 2022. Weakness in Palm oil prices also weighed on soy oil prices.

RM seed

Today's Update-

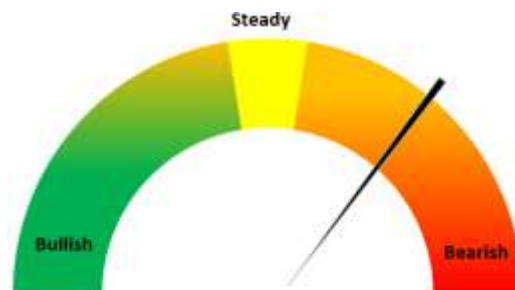
Today Jaipur RM seed prices remained sideways and went marginally up by 0.7% to Rs. 6,775/qtl. amid weak demand from millers on disparity and weak global cues. Currently RM seed trading near three-four months high on shrink in arrivals. RM seed is likely to trade in the range of 6,600-6,800 levels tracking stock limit removal.



Mustard and Rapeseed			
Area Covered (Lakh Ha) as of 2 December 2022			
State	2022	2021	% Change
Rajasthan	37.966	34.476	10.12%
Madhya.Pradesh	13.18	10.34	27.47%
Uttar.Pradesh	12.434	12.592	-1.25%
West.Bengal	4.75	3.65	30.14%
Gujarat	2.809	2.354	19.33%
Assam	1.95	2.533	-23.02%
Jharkhand	1.455	1.328	9.56%
Chhattisgarh	0.747	0.715	4.48%
Others	1.396	1.327	5.20%
Total	76.687	69.32	10.64%

Groundnut:

Groundnut Rajkot declined by 2.7% to INR 5,872/Qtl amid new crop arrivals. In Upcoming days, Groundnut is likely to trade in the range of INR 5,800-6,200/Qtl. Oil millers and groundnut seed processors have started buying the commodity in large quantities. Export demand for groundnuts has also increased. Besides, there are encouraging inquiries from Chinese buyers for groundnut oil, sources revealed.



Gujarat government is planning to purchase groundnut at MSP of INR 5,850/Qtl under price support scheme 2022-23. For kharif 2022 central govt. has approved MSP purchase of 9.79 lakh MT of groundnut.

Rabi Groundnut			
Area Covered (Lakh Ha) as of 2 December 2022			
State	2022	2021	% Change
Karnataka	1.24	1.01	22.77%
Telangana.	0.531	1.138	-53.34%
Odisha	0.323	0.157	105.73%
Tamil.Nadu	0.308	0.157	96.18%
Andhra.Pradesh	0.24	0.24	0.00%
Others	0.031	0.025	24.00%
Total	2.67	2.10	27.53%

Oilseed Prices at Key Spot Markets:

Commodity / Centre	Prices (Rs/Qtl)				Change
Soybean	05-Dec-22		03-Dec-22		
	Low	High	Low	High	
Indore –Plant	5425	5575	5425	5525	50
Indore–Mandi	5200	5450	5150	5350	100
Nagpur-Plant	5600	5700	5400	5750	-50
Nagpur – Mandi	5250	5400	5000	5350	50
Latur – Mandi	5200	6000	5000	5945	55
Akola – Mandi	4765	5460	4600	5350	110
Kota-Plant	5300	5600	5200	5400	200
Kota – Mandi	5200	5500	5000	5300	200
Bundi-Plant	5000	5500	4400	5200	300
Bundi-Mandi	4900	5400	4800	5100	300
Baran-Plant	5200	5500	4550	5550	-50
Baran-Mandi	5200	5400	4550	5450	-50
Bhawani Mandi Jhalawar–Plant	5100	5500	5150	5450	50
Jhalwar-Mandi	5000	5400	4850	5350	50
Rapeseed/Mustard					
Jaipur-(Condition)	6750	6775	6700	6725	50
Alwar-(Condition)	6100	6400	6100	6400	Unch
Sri Ganganagar-(Non-Condition)	5800	6080	6000	6200	-120
New Delhi–(Condition)	6500	6675	6450	6550	125
Kota-(Condition)	5900	6200	6100	6400	-200
Agra-(Condition)	6762	6857	6714	6810	48
Neewai-(Condition)	5200	5900	5650	6350	-450
Hapur (UP)-(Condition)	6450	6550	6400	6500	50
Groundnut Seed					
Rajkot	1060	1060	1090	1090	-30
Sunflower Seed					
Gulbarga	NA	NA	5500	6150	-
Latur	6300	6500	6200	6400	100
Sholapur	6300	6500	6200	6400	100
Soybean Prices are in INR/qtl. (1 bag=90 kg). Mandi prices – Loose, Mustard Seed Prices are in INR/qt (1 bag=85 kg) C – Condition (42%), *Groundnut seed in Rs/20 kg, Sunflower Seed in Rs/qtl.					

Oilseed Arrivals in Key Centers:

Commodity / Centre	Arrivals in Bags/Qtl		Change
Soybean	05-Dec-22	03-Dec-22	
Madhya Pradesh	275000	235000	40000
Maharashtra	175000	140000	35000
Kota	60000	50000	10000
Bundi (Raj)	4000	8000	-4000
Baran (Raj)	8000	15000	-7000
Jhalawar (Raj)	10000	3000	7000
Rapeseed/Mustard			
Rajasthan	95000	85000	10000
Alwar	2000	2000	Unch
Sri Ganganagar	500	1000	-500
Kota	1500	2000	-500
Groundnut Seed			
Rajkot (Gujarat)	5872.5	6037.5	-165
Sunflower Seed			
Sholapur (Maharashtra)	1200	1200	Unch

Other Oilseed Prices at Mumbai (INR/100 Kg):

Oilseeds	5-Dec-22	3-Dec-22	Change
Groundnut Kernel	7625	7625	Unch
Gr. Bolds 60/70	8500	8600	-100
Gr. Javas 60/70	9400	9400	Unch
Gr Javas 70/80	9300	9300	Unch
Gr.Javas 80/90	9100	9100	Unch
KardiSeed 2% Exp Qly	5400	5400	Unch
Sesame White 98/2/1 FM	11200	11200	Unch
Whitish 95/5/FFA/1FM	11000	11000	Unch
Brown 48/2 FFA/4 FM	10800	10800	Unch
Brown 48/3 FFA/4 FM	10600	10600	Unch
Brown 48/4 FM/* No FFA Guarantee	10400	10400	Unch
Sunflower Seed	6700	6700	Unch
Niger Seed (4% FM)	8500	8500	Unch

Disclaimer

The information and opinions contained in the document have been compiled from sources believed to be reliable. The company does not warrant its accuracy, completeness and correctness. Use of data and information contained in this report is at your own risk. This document is not, and should not be construed as, an offer to sell or solicitation to buy any commodities. This document may not be reproduced, distributed or published, in whole or in part, by any recipient hereof for any purpose without prior permission from the Company. IASL and its affiliates and/or their officers, directors and employees may have positions in any commodities mentioned in this document (or in any related investment) and may from time to time add to or dispose of any such commodities (or investment). Please see the detailed disclaimer at <http://www.agriwatch.com/disclaimer.php> © 2022 Indian Agribusiness Systems Limited