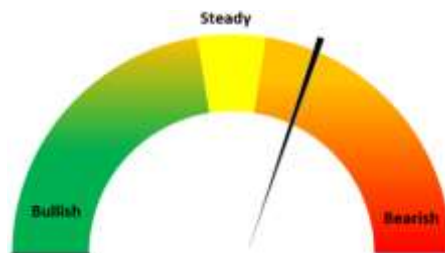


Oilseeds Domestic Fundamentals:

Today's Update-

Today, In Indore Soybean plant prices remained stable at INR 5,575/Qtl amid slacked trading activities in the market. In other mandis, market witnessed mixed sentiments. So far Soybean prices are trading well above MSP of 4300 by 23%. Soybean (plant delivery, Indore) prices are expected to trade sideways with weak bias in the range of 5,500-5,700/qtl levels in the near-term amid weakness in rival commodities.



International market update:

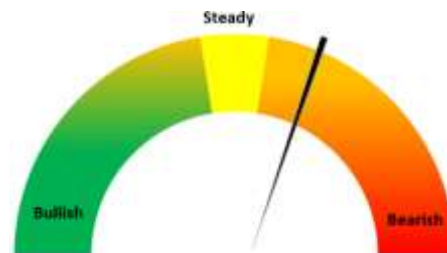
On Friday, CBOT Soy bean January Contract remained flattish after gaining previous day and went marginally down by 0.05% and expected to go up amid ease in lockdown in china.

According to Ag Rural, Brazil's 2022/23 soybeans were 87% planted as of late last week compared to 90% last year. This represents an advance of 11% for the week. The planting pace in Brazil has slowed over the last several weeks. Planting is near completion in Mato Grosso, Mato Grosso do Sul, Parana, and Goias. The areas left to plant are mainly in Rio Grande do Sul and Santa Catarina in southern Brazil and Piaui and Para in northeastern Brazil.

RM seed

Today's Update-

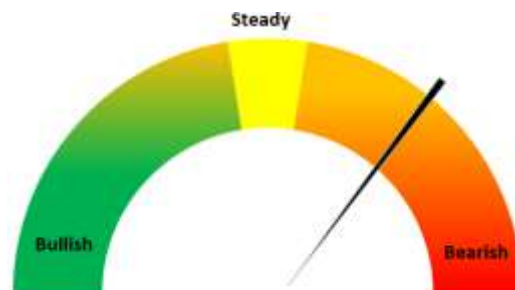
Today Jaipur RM seed prices declined by 1.1% to Rs. 6,700/qtl. amid weak demand from millers on disparity. Currently RM seed trading near three-four months high on shrink in arrivals. RM seed is likely to trade in the range of 6,600-6,800 levels amid weak demand in the market.



Mustard and Rapeseed			
Area Covered (Lakh Ha) as of 2 December 2022			
State	2022	2021	% Change
Rajasthan	37.966	34.476	10.12%
Madhya.Pradesh	13.18	10.34	27.47%
Uttar.Pradesh	12.434	12.592	-1.25%
West.Bengal	4.75	3.65	30.14%
Gujarat	2.809	2.354	19.33%
Assam	1.95	2.533	-23.02%
Jharkhand	1.455	1.328	9.56%
Chhattisgarh	0.747	0.715	4.48%
Others	1.396	1.327	5.20%
Total	76.687	69.32	10.64

Groundnut:

Groundnut Rajkot went up by 1.5% to INR 5,962/Qtl amid new crop arrivals. In Upcoming days, Groundnut is likely to trade in the range of INR 5,800-6,200/Qtl. Oil millers and groundnut seed processors have started buying the commodity in large quantities. Export demand for groundnuts has also increased. Besides, there are encouraging inquiries from Chinese buyers for groundnut oil, currently prices are stable amid shrinking arrivals. In Andhra Pradesh, farmers are shifting to cotton crop instead of groundnut whose prices are ruling high in the market. As per sources, Govt. have permission to buy up to 1 million tons of groundnut in Gujarat at MSP. However, only limited farmers have registered themselves to sell their produce at these centres. Since they are getting much higher prices in the open market. NAFED centres will remain open till January 26, 2023.



Gujarat government is planning to purchase groundnut at MSP of INR 5,850/Qtl under price support scheme 2022-23. For kharif 2022 central govt. has approved MSP purchase of 9.79 lakh MT of groundnut.

Rabi Groundnut			
Area Covered (Lakh Ha) as of 2 December 2022			
State	2022	2021	% Change
Karnataka	1.24	1.01	22.77%
Telangana.	0.531	1.138	-53.34%
Odisha	0.323	0.157	105.73%
Tamil.Nadu	0.308	0.157	96.18%
Andhra.Pradesh	0.24	0.24	0.00%
Others	0.031	0.025	24.00%
Total	2.67	2.10	27.53%

Oilseed Prices at Key Spot Markets:

Commodity / Centre	Prices (Rs/Qtl)				Change
Soybean	06-Dec-22		05-Dec-22		
	Low	High	Low	High	
Indore –Plant	5325	5575	5425	5575	Unch
Indore–Mandi	5150	5450	5200	5450	Unch
Nagpur-Plant	5500	5680	5600	5700	-20
Nagpur – Mandi	5100	5380	5250	5400	-20
Latur – Mandi	Closed	Closed	5200	6000	-
Akola – Mandi	Closed	Closed	4765	5460	-
Kota-Plant	5250	5425	5300	5600	-175
Kota – Mandi	5150	5325	5200	5500	-175
Bundi-Plant	4600	5600	5000	5500	100
Bundi-Mandi	4500	5500	4900	5400	100
Baran-Plant	5300	5700	5200	5500	200
Baran-Mandi	5200	5600	5200	5400	200
Bhawani Mandi Jhalawar–Plant	5150	5550	5100	5500	50
Jhalwar-Mandi	5050	5450	5000	5400	50
Rapeseed/Mustard					
Jaipur-(Condition)	6675	6700	6750	6775	-75
Alwar-(Condition)	6150	6450	6100	6400	50
Sri Ganganagar-(Non-Condition)	5800	6050	5800	6080	-30
New Delhi–(Condition)	6625	6650	6500	6675	-25
Kota-(Condition)	6150	6550	5900	6200	350
Agra-(Condition)	6762	6857	6762	6857	Unch
Neewai-(Condition)	5700	6400	5200	5900	500
Hapur (UP)-(Condition)	6500	6600	6450	6550	50
Groundnut Seed					
Rajkot	1070	1070	1060	1060	10
Sunflower Seed					
Gulbarga	5450	6100	NA	NA	-
Latur	Closed	Closed	6300	6500	-
Sholapur	6300	6500	6300	6500	Unch
Soybean Prices are in INR/qtl. (1 bag=90 kg). Mandi prices – Loose, Mustard Seed Prices are in INR/qt (1 bag=85 kg) C – Condition (42%), *Groundnut seed in Rs/20 kg, Sunflower Seed in Rs/qtl.					

Oilseed Arrivals in Key Centers:

Commodity / Centre	Arrivals in Bags/Qtl		Change
Soybean	06-Dec-22	05-Dec-22	
Madhya Pradesh	275000	275000	Unch
Maharashtra	175000	175000	Unch
Kota	60000	60000	Unch
Bundi (Raj)	2000	4000	-2000
Baran (Raj)	5000	8000	-3000
Jhalawar (Raj)	10000	10000	Unch
Rapeseed/Mustard			
Rajasthan	95000	95000	Unch
Alwar	2000	2000	Unch
Sri Ganganagar	600	500	100
Kota	1000	1500	-500
Groundnut Seed			
Rajkot (Gujarat)	5962.5	5872.5	90
Sunflower Seed			
Sholapur (Maharashtra)	1200	1200	Unch

Other Oilseed Prices at Mumbai (INR/100 Kg):

Oilseeds	6-Dec-22	5-Dec-22	Change
Groundnut Kernel	7625	7625	Unch
Gr. Bolds 60/70	8500	8500	Unch
Gr. Javas 60/70	9400	9400	Unch
Gr Javas 70/80	9300	9300	Unch
Gr.Javas 80/90	9100	9100	Unch
KardiSeed 2% Exp Qly	5400	5400	Unch
Sesame White 98/2/1 FM	11200	11200	Unch
Whitish 95/5/FFA/1FM	11000	11000	Unch
Brown 48/2 FFA/4 FM	10800	10800	Unch
Brown 48/3 FFA/4 FM	10600	10600	Unch
Brown 48/4 FM/* No FFA Guarantee	10400	10400	Unch
Sunflower Seed	6700	6700	Unch
Niger Seed (4% FM)	8500	8500	Unch

Disclaimer

The information and opinions contained in the document have been compiled from sources believed to be reliable. The company does not warrant its accuracy, completeness and correctness. Use of data and information contained in this report is at your own risk. This document is not, and should not be construed as, an offer to sell or solicitation to buy any commodities. This document may not be reproduced, distributed or published, in whole or in part, by any recipient hereof for any purpose without prior permission from the Company. IASL and its affiliates and/or their officers, directors and employees may have positions in any commodities mentioned in this document (or in any related investment) and may from time to time add to or dispose of any such commodities (or investment). Please see the detailed disclaimer at <http://www.agriwatch.com/disclaimer.php> © 2022 Indian Agribusiness Systems Limited