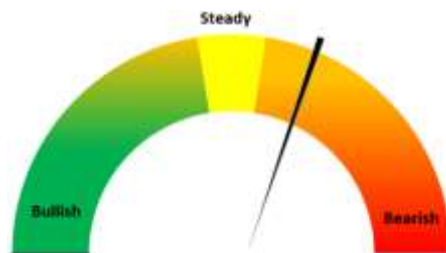


Oilseeds Domestic Fundamentals:

Today's Update-

Today, In Indore Soybean plant prices remained stable at INR 5,650/Qtl amid decline in arrivals and weak demand. In other mandis, market witnessed mixed sentiments. So far Soybean prices are trading well above MSP of 4300 by 26%. Soybean (plant delivery, Indore) prices are expected to trade sideways with firm bias in the range of 5,500-5,700/qtl levels in the near-term amid good demand from millers.



International market update:

CBOT Soy bean January Contract went marginally down by 0.17% amid ease in lockdown in china in expectation of revive in demand coupled with dryness in Argentina, So far this month, market is up by 0.03%.

Argentina soybean sales surged to 74.2% of the current harvest, encouraged by a preferential exchange rate. Farmers sold 556,000 tonnes in the week of Nov. 24-30, the highest weekly figure in months, the agricultural secretariat said, though the season's sales so far still lag the 76.9% of last season's crop sold at the same point a year ago.

Brazil has exported 2.6 MMT in Nov'22 down from 3.9 MMT in Oct, slightly higher than YoY. China imported the bulk of Brazil's November bean exports (2.1 million mt) while other relevant imports headed to Thailand (172,047 mt), Russia (166,519 mt), Spain (121,000 mt) and Vietnam (92,711 mt). While Russia has been importing larger-than-normal soybean volumes from Brazil since the beginning of the war with Ukraine, having bought 1.3 million mt of Brazilian beans since January, almost twice as much as it imported during the same period in 2021. The main originations for Brazilian beans exported in November were Mato Grosso (19%) and Rio Grande do Sul (18%) as the latter typically has larger soybean availability in the end of the year compared to other states due to its later planting schedule. Bahia (14%), Goiás (11%) and Paraná (10%) were other relevant origins for Brazilian soybeans in November.

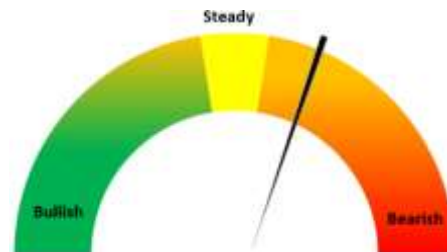
Monthly exports pushed total soybean volumes shipped by the country since January up to 77 million mt, below the 83.4 million mt exported in the same period in 2021.

According to Ag Rural, Brazil's 2022/23 soybeans were 87% planted as of late last week compared to 90% last year. This represents an advance of 11% for the week. The planting pace in Brazil has slowed over the last several weeks. Planting is near completion in Mato Grosso, Mato Grosso do Sul, Parana, and Goias. The areas left to plant are mainly in Rio Grande do Sul and Santa Catarina in southern Brazil and Piaui and Para in northeastern Brazil.

RM seed

Today's Update-

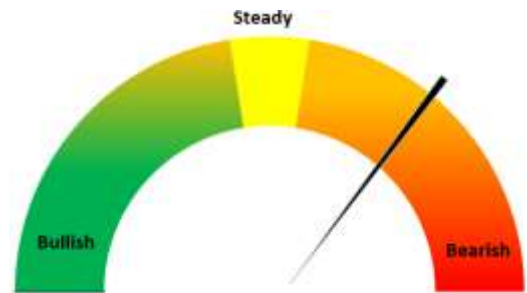
Today Jaipur RM seed prices went marginally up by 0.4% to Rs. 6,750/qtl. amid decline in arrivals. Currently, farmers and stockiest are holding their stocks in anticipation of prices above 7000. RM seed is likely to trade in the range of 6,600-6,800 levels amid weak demand in the market.



| Mustard and Rapeseed | | | |
|------------------------------------------------|--------------|--------------|-----------------|
| Area Covered (Lakh Ha) as of 9 December | | | |
| State | 2022 | 2021 | % Change |
| Rajasthan | 38.65 | 34.787 | 11.10% |
| Madhya.Pradesh | 13.46 | 10.66 | 26.27% |
| Uttar.Pradesh | 12.84 | 13.639 | -5.83% |
| Haryana | 7.3 | 7.447 | -1.97% |
| West.Bengal | 5.57 | 4.35 | 28.05% |
| Gujarat | 2.878 | 2.99 | -3.75% |
| Assam | 2.308 | 2.618 | -11.84% |
| Jharkhand | 2.099 | 1.604 | 30.86% |
| Others | 2.842 | 2.682 | 5.97% |
| Total | 87.95 | 80.78 | 8.88% |

Groundnut:

Groundnut Rajkot went marginally up by 0.2% to INR 5,975/Qtl amid shrinking arrivals. In Upcoming days, Groundnut is likely to trade in the range of INR 5,800-6,200/Qtl. Oil millers and groundnut seed processors have started buying the commodity in large quantities. Export demand for groundnuts has also increased. Besides, there are encouraging inquiries from Chinese buyers for groundnut oil, currently prices are stable amid shrinking arrivals. In Andhra Pradesh, farmers are shifting to cotton crop instead of groundnut whose prices are ruling high in the market. As per sources, Govt. have permission to buy up to 1 million tons of groundnut in Gujarat at MSP. However, only limited farmers have registered themselves to sell their produce at these centres. Since they are getting much higher prices in the open market. NAFED centres will remain open till January 26, 2023.



Gujarat government is planning to purchase groundnut at MSP of INR 5,850/Qtl under price support scheme 2022-23. For kharif 2022 central govt. has approved MSP purchase of 9.79 lakh MT of groundnut.

| Rabi Groundnut | | | |
|------------------------------------------------|-------------|-------------|-----------------|
| Area Covered (Lakh Ha) as of 9 December | | | |
| State | 2022 | 2021 | % Change |
| Karnataka | 1.4 | 1.1 | 30.00% |
| Telangana. | 0.6 | 1.1 | -50.44% |
| Odisha | 0.4 | 0.2 | 100.93% |
| Tamil.Nadu | 0.4 | 0.2 | 100.93% |
| Andhra.Pradesh | 0.3 | 0.3 | 4.86% |
| Others | 0.0 | 0.0 | 11.43% |
| Total | 3.19 | 2.98 | 7.05% |

Oilseed Prices at Key Spot Markets:

| Commodity / Centre | Prices (Rs/Qtl) | | | | Change |
|-------------------------------------------------------------------------------------------------------------------------------------------------------------------------------------------------|-----------------|------|-----------|--------|--------|
| Soybean | 10-Dec-22 | | 09-Dec-22 | | |
| | Low | High | Low | High | |
| Indore –Plant | 5550 | 5650 | 5550 | 5650 | Unch |
| Indore–Mandi | 5350 | 5500 | 5350 | 5500 | Unch |
| Nagpur-Plant | 5650 | 5800 | 5650 | 5850 | -50 |
| Nagpur – Mandi | 5300 | 5500 | 5300 | 5500 | Unch |
| Latur – Mandi | 5600 | 5900 | NA | NA | - |
| Akola – Mandi | 4900 | 5430 | 4900 | 5400 | 30 |
| Kota-Plant | 5300 | 5500 | 5250 | 5450 | 50 |
| Kota – Mandi | 5200 | 5400 | Closed | Closed | - |
| Bundi-Plant | 4900 | 5600 | 5150 | 5450 | 150 |
| Bundi-Mandi | 4800 | 5500 | 5050 | 5350 | 150 |
| Baran-Plant | 5250 | 5650 | 5300 | 5700 | -50 |
| Baran-Mandi | 5150 | 5550 | 5200 | 5600 | -50 |
| Bhawani Mandi Jhalawar–Plant | 5200 | 5600 | 5100 | 5600 | Unch |
| Jhalwar-Mandi | 5100 | 5500 | 5000 | 5500 | Unch |
| Rapeseed/Mustard | | | | | |
| Jaipur-(Condition) | 6725 | 6750 | 6700 | 6725 | 25 |
| Alwar-(Condition) | 5950 | 6350 | 6200 | 6500 | -150 |
| Sri Ganganagar-(Non-Condition) | 6000 | 6200 | 5880 | 6080 | 120 |
| New Delhi–(Condition) | 6550 | 6650 | 6550 | 6650 | Unch |
| Kota-(Condition) | 6100 | 6400 | Closed | Closed | - |
| Agra-(Condition) | 6929 | 7024 | 6857 | 6952 | 71 |
| Neewai-(Condition) | 5520 | 6420 | 5500 | 6450 | -30 |
| Hapur (UP)-(Condition) | 6600 | 6700 | 6550 | 6650 | 50 |
| Groundnut Seed | | | | | |
| Rajkot | 1070 | 1070 | 1070 | 1070 | Unch |
| Sunflower Seed | | | | | |
| Gulbarga | 4509 | 6311 | 4489 | 6259 | 52 |
| Latur | 6300 | 6500 | 6300 | 6500 | Unch |
| Sholapur | 6300 | 6500 | 6300 | 6500 | Unch |
| Soybean Prices are in INR/qtl. (1 bag=90 kg). Mandi prices – Loose, Mustard Seed Prices are in INR/qt (1 bag=85 kg) C – Condition (42%), *Groundnut seed in Rs/20 kg, Sunflower Seed in Rs/qtl. | | | | | |

Oilseed Arrivals in Key Centers:

| Commodity / Centre | Arrivals in Bags/Qtl | | Change |
|-------------------------|----------------------|------------------|---------|
| Soybean | 10-Dec-22 | 09-Dec-22 | |
| Madhya Pradesh | 175000 | 235000 | -60000 |
| Maharashtra | 75000 | 175000 | -100000 |
| Kota | 25000 | 50000 | -25000 |
| Bundi (Raj) | 4000 | 3000 | 1000 |
| Baran (Raj) | 11000 | 12000 | -1000 |
| Jhalawar (Raj) | 6000 | 5000 | 1000 |
| Rapeseed/Mustard | | | |
| Rajasthan | 80000 | 85000 | -5000 |
| Alwar | 1000 | 5000 | -4000 |
| Sri Ganganagar | 600 | 500 | 100 |
| Kota | 2000 | Closed | - |
| Groundnut Seed | | | |
| Rajkot (Gujarat) | 5975 | 5962.5 | 12.5 |
| Sunflower Seed | | | |
| Sholapur (Maharashtra) | 1200 | 1200 | Unch |

Other Oilseed Prices at Mumbai (INR/100 Kg):

| Oilseeds | 10-Dec-22 | 9-Dec-22 | Change |
|----------------------------------|-----------|----------|--------|
| Groundnut Kernel | 7625 | 7625 | Unch |
| Gr. Bolds 60/70 | 8550 | 8550 | Unch |
| Gr. Javas 60/70 | 9450 | 9450 | Unch |
| Gr Javas 70/80 | 9350 | 9350 | Unch |
| Gr.Javas 80/90 | 9150 | 9150 | Unch |
| KardiSeed 2% Exp Qly | 5400 | 5400 | Unch |
| Sesame White 98/2/1 FM | 11200 | 11200 | Unch |
| Whitish 95/5/FFA/1FM | 11000 | 11000 | Unch |
| Brown 48/2 FFA/4 FM | 10800 | 10800 | Unch |
| Brown 48/3 FFA/4 FM | 10600 | 10600 | Unch |
| Brown 48/4 FM/* No FFA Guarantee | 10400 | 10400 | Unch |
| Sunflower Seed | 6700 | 6700 | Unch |
| Niger Seed (4% FM) | 8500 | 8500 | Unch |

Disclaimer

The information and opinions contained in the document have been compiled from sources believed to be reliable. The company does not warrant its accuracy, completeness and correctness. Use of data and information contained in this report is at your own risk. This document is not, and should not be construed as, an offer to sell or solicitation to buy any commodities. This document may not be reproduced, distributed or published, in whole or in part, by any recipient hereof for any purpose without prior permission from the Company. IASL and its affiliates and/or their officers, directors and employees may have positions in any commodities mentioned in this document (or in any related investment) and may from time to time add to or dispose of any such commodities (or investment). Please see the detailed disclaimer at <http://www.agriwatch.com/disclaimer.php> © 2022 Indian Agribusiness Systems Limited