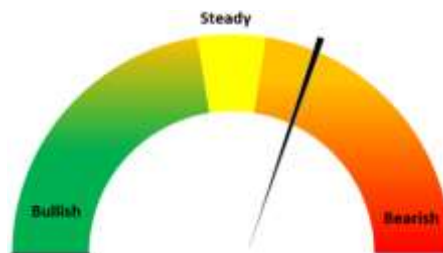


Oilseeds Domestic Fundamentals:

Today's Update-

Today, In Indore Soybean plant prices remained stable at INR 5,650/Qtl amid firm arrivals and weak demand. In other mandis, market witnessed weak sentiments. So far Soybean prices are trading well above MSP of 4300 by 26%. Soybean (plant delivery, Indore) prices are expected to trade sideways with firm bias in the range of 5,500-5,700/qrtl levels in the near-term amid good demand from millers.



International market update:

According to USDA Dec'22 report, 2021-22 Soy production estimate for India was increased to 12 million tonnes as compared to previous month estimates at 11.5 MMT, however last year it was 11.9 MMT. US soy production kept unchanged at 118.26 MMT as compared to previous month's estimate, while last year it was 121.52 MMT. On Monday, CBOT Soybean futures (Nov expiry) declined by 1.40% to \$14.68/bushel after the U.S. Department of Agriculture (USDA) increased its estimate of global ending stocks, though strong exports and South American weather concerns underpinned the market.

However, Argentina's 2022-23 soy production kept unchanged at 49.5 MMT Vs 49.5 MMT previous month estimates and previous year at 43.9 MMT, Brazil soy production kept unchanged at 152 MMT compared to 152 MMT previous month estimates while last year it was 127 MMT.

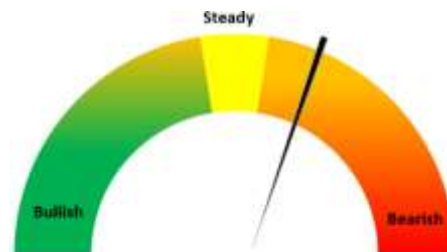
According to USDA Dec'22 report, 2021-22 Soy production estimate for India was increased to 12 million tonnes as compared to previous month estimates at 11.5 MMT, however last year it was 11.9 MMT. US soy production kept unchanged at 118.26 MMT as compared to previous month's estimate, while last year it was 121.52 MMT. On Monday, CBOT Soybean futures (Nov expiry) declined by 1.03% to \$14.68/bushel after the U.S. Department of Agriculture (USDA) increased its estimate of global ending stocks, though strong exports and South American weather concerns underpinned the market.

However, Argentina's 2022-23 soy production kept unchanged at 49.5 MMT Vs 49.5 MMT previous month estimates and previous year at 43.9 MMT, Brazil soy production kept unchanged at 152 MMT compared to 152 MMT previous month estimates while last year it was 127 MMT.

RM seed

Today's Update-

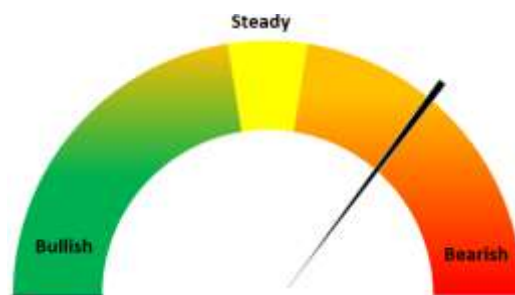
Today Jaipur RM seed prices went marginally down by 0.7% to Rs. 6,700/qrtl. amid rebound in arrivals and weak demand. Currently, farmers and stockiest are holding their stocks in anticipation of prices above 7000. RM seed is likely to trade in the range of 6,600-6,800 levels amid weak demand in the market.



Mustard and Rapeseed			
Area Covered (Lakh Ha) as of 9 December			
State	2022	2021	% Change
Rajasthan	38.65	34.787	11.10%
Madhya.Pradesh	13.46	10.66	26.27%
Uttar.Pradesh	12.84	13.639	-5.83%
Haryana	7.3	7.447	-1.97%
West.Bengal	5.57	4.35	28.05%
Gujarat	2.878	2.99	-3.75%
Assam	2.308	2.618	-11.84%
Jharkhand	2.099	1.604	30.86%
Others	2.842	2.682	5.97%
Total	87.95	80.78	8.88%

Groundnut:

Groundnut Rajkot went marginally up by 3% to INR 6,162/Qtl amid shrinking arrivals. In Upcoming days, Groundnut is likely to trade in the range of INR 5,800-6,200/Qtl. Oil millers and groundnut seed processors have started buying the commodity in large quantities. Export demand for groundnuts has also increased. Besides, there are encouraging inquiries from Chinese buyers for groundnut oil, currently prices are stable amid shrinking arrivals. In Andhra Pradesh, farmers are shifting to cotton crop instead of groundnut whose prices are ruling high in the market. As per sources, Govt. have permission to buy up to 1 million tons of groundnut in Gujarat at MSP. However, only limited farmers have registered themselves to sell their produce at these centres. Since they are getting much higher prices in the open market. NAFED centres will remain open till January 26, 2023.



Gujarat government is planning to purchase groundnut at MSP of INR 5,850/Qtl under price support scheme 2022-23. For kharif 2022 central govt. has approved MSP purchase of 9.79 lakh MT of groundnut.

Rabi Groundnut			
Area Covered (Lakh Ha) as of 9 December			
State	2022	2021	% Change
Karnataka	1.4	1.1	30.00%
Telangana.	0.6	1.1	-50.44%
Odisha	0.4	0.2	100.93%
Tamil.Nadu	0.4	0.2	100.93%
Andhra.Pradesh	0.3	0.3	4.86%
Others	0.0	0.0	11.43%
Total	3.19	2.98	7.05%

Oilseed Prices at Key Spot Markets:

Commodity / Centre	Prices (Rs/Qtl)					Change
Soybean	12-Dec-22			10-Dec-22		
	Low	High		Low	High	
Indore –Plant	5550	5650	5600	5550	5650	Unch
Indore–Mandi	5200	5500	5350	5350	5500	Unch
Nagpur-Plant	5400	5755	5578	5650	5800	-45
Nagpur – Mandi	5100	5455	5278	5300	5500	-45
Latur – Mandi	5230	5930	5580	5600	5900	30
Akola – Mandi	5200	5570	5385	4900	5430	140
Kota-Plant	5300	5500	5400	5300	5500	Unch
Kota – Mandi	5200	5400	5300	5200	5400	Unch
Bundi-Plant	4850	5550	5200	4900	5600	-50
Bundi-Mandi	4750	5450	5100	4800	5500	-50
Baran-Plant	5250	5650	5450	5250	5650	Unch
Baran-Mandi	Closed	Closed	#DIV/0!	5150	5550	-
Bhawani Mandi Jhalawar–Plant	5000	5500	5250	5200	5600	-100
Jhalwar-Mandi	5000	5400	5200	5100	5500	-100
Rapeseed/Mustard						
Jaipur-(Condition)	6675	6700	6688	6725	6750	-50
Alwar-(Condition)	5900	6300	6100	5950	6350	-50
Sri Ganganagar-(Non-Condition)	6000	6200	6100	6000	6200	Unch
New Delhi–(Condition)	6500	6600	6550	6550	6650	-50
Kota-(Condition)	6050	6350	6200	6100	6400	-50
Agra-(Condition)	6786	6881	6833	6929	7024	-143
Neewai-(Condition)	5500	6300	5900	5520	6420	-120
Hapur (UP)-(Condition)	6525	6625	6575	6600	6700	-75
Groundnut Seed						
Rajkot	1100	1100	1100	1070	1070	30
Sunflower Seed						
Gulbarga	5200	6100	5650	4510	6315	-215
Latur	6200	6400	6300	6300	6500	-100
Sholapur	6200	6400	6300	6300	6500	-100

Soybean Prices are in INR/qtl. (1 bag=90 kg). Mandi prices – Loose, Mustard Seed Prices are in INR/qt (1 bag=85 kg) C – Condition (42%), *Groundnut seed in Rs/20 kg, Sunflower Seed in Rs/qtl.

Oilseed Arrivals in Key Centers:

Commodity / Centre	Arrivals in Bags/Qtl		Change
Soybean	12-Dec-22	10-Dec-22	
Madhya Pradesh	225000	175000	50000
Maharashtra	175000	75000	100000
Kota	50000	25000	25000
Bundi (Raj)	2000	4000	-2000
Baran (Raj)	Closed	11000	-
Jhalawar (Raj)	5000	6000	-1000
Rapeseed/Mustard			
Rajasthan	85000	80000	5000
Alwar	2500	1000	1500
Sri Ganganagar	700	600	100
Kota	2000	2000	Unch
Groundnut Seed			
Rajkot (Gujarat)	6162.5	5975	187.5
Sunflower Seed			
Sholapur (Maharashtra)	1200	1200	Unch

Other Oilseed Prices at Mumbai (INR/100 Kg):

Oilseeds	12-Dec-22	10-Dec-22	Change
Groundnut Kernel	7700	7625	75
Gr. Bolds 60/70	8550	8550	Unch
Gr. Javas 60/70	9450	9450	Unch
Gr Javas 70/80	9350	9350	Unch
Gr.Javas 80/90	9150	9150	Unch
KardiSeed 2% Exp Qly	5400	5400	Unch
Sesame White 98/2/1 FM	11200	11200	Unch
Whitish 95/5/FFA/1FM	11000	11000	Unch
Brown 48/2 FFA/4 FM	10800	10800	Unch
Brown 48/3 FFA/4 FM	10600	10600	Unch
Brown 48/4 FM/* No FFA Guarantee	10400	10400	Unch
Sunflower Seed	6700	6700	Unch

Niger Seed (4% FM)	8500	8500	Unch
--------------------	------	------	------

Disclaimer

The information and opinions contained in the document have been compiled from sources believed to be reliable. The company does not warrant its accuracy, completeness and correctness. Use of data and information contained in this report is at your own risk. This document is not, and should not be construed as, an offer to sell or solicitation to buy any commodities. This document may not be reproduced, distributed or published, in whole or in part, by any recipient hereof for any purpose without prior permission from the Company. IASL and its affiliates and/or their officers, directors and employees may have positions in any commodities mentioned in this document (or in any related investment) and may from time to time add to or dispose of any such commodities (or investment). Please see the detailed disclaimer at <http://www.agriwatch.com/disclaimer.php> © 2022 Indian Agribusiness Systems Limited