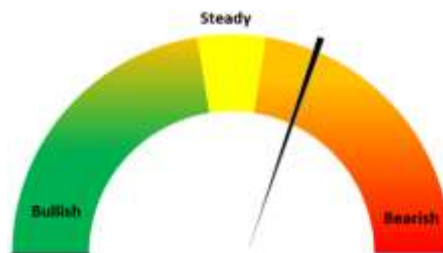


### Oilseeds Domestic Fundamentals:

#### Today's Update-

Today, In Indore Soybean plant prices went down by 1.32% to INR 5,600/Qtl amid weak demand and shrink in arrivals. In other mandis, market witnessed mixed sentiments. So far Soybean prices are trading well above MSP of 4300 by 26%. Soybean (plant delivery, Indore) prices are expected to trade sideways with firm bias in the range of 5,500-5,700/qtl levels in the near-term amid good demand from millers.



#### International market update:

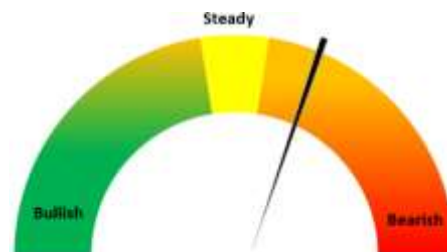
On Wednesday, CBOT Soy bean January Contract went marginally up by 0.17%. Soybeans extended previous day gains, though gains were limited by expectations of rainfall in Argentina and Brazil that should aid recently planted crops.

According to Argentina's agency, Rosario Grain Exchange, 37% of soybean planting has been completed, which is lagging by 20 points compared to 57% last year, same timeframe. It also anticipates a yield loss, if sowing gets delayed. According to the Rosario Grain Exchange, in the core production areas, "if the soybean planting is delayed from October 15th to November 15th, the soybean yield can decline on average 25 kg/ha per day or 0.37 bu/ac per day. If the planting is delayed from December 1st to December 10th, the yield can decline 100 kg/ha per day or 1.49 bu/ac per day. Yield losses per day accelerate the longer planting is delayed throughout the month of December."

#### RM seed

#### Today's Update-

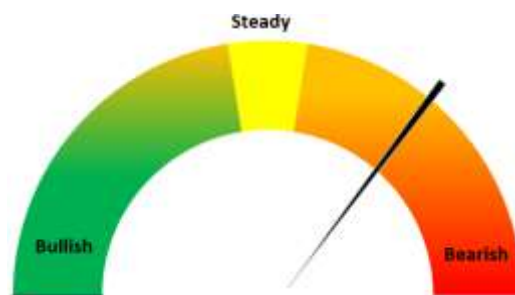
Today Jaipur RM seed prices went marginally down by 0.7% to Rs. 6,725/qtl. Amid firm arrivals and weak demand. Currently, farmers and stockiest are holding their stocks in anticipation of prices above 7000. RM seed is likely to trade in the range of 6,600-6,800 levels amid weak demand in the market. Currently, farmers having more than 13 lakh tonnes and stockiest having 4 lakh tonnes of stocks.



<b>Mustard and Rapeseed</b>			
<b>Area Covered (Lakh Ha) as of 9 December</b>			
<b>State</b>	<b>2022</b>	<b>2021</b>	<b>% Change</b>
Rajasthan	38.65	34.787	11.10%
Madhya.Pradesh	13.46	10.66	26.27%
Uttar.Pradesh	12.84	13.639	-5.83%
Haryana	7.3	7.447	-1.97%
West.Bengal	5.57	4.35	28.05%
Gujarat	2.878	2.99	-3.75%
Assam	2.308	2.618	-11.84%
Jharkhand	2.099	1.604	30.86%
Others	2.842	2.682	5.97%
<b>Total</b>	<b>87.95</b>	<b>80.78</b>	<b>8.88%</b>

### Groundnut:

Groundnut Rajkot bold average prices went up by 2.3% to INR 6,212/Qtl amid shrinking arrivals and good demand. In Upcoming days, Groundnut is likely to trade in the range of INR 5,800-6,200/Qtl. Oil millers and groundnut seed processors have started buying the commodity in large quantities. Export demand for groundnuts has also increased. Besides, there are encouraging inquiries from Chinese buyers for groundnut oil, currently prices are stable amid shrinking arrivals. In Andhra Pradesh, farmers are shifting to cotton crop instead of groundnut whose prices are ruling high in the market. As per sources, Govt. have permission to buy up to 1 million tons of groundnut in Gujarat at MSP. However, only limited farmers have registered themselves to sell their produce at these centres. Since they are getting much higher prices in the open market. NAFED centres will remain open till January 26, 2023.



GN oil exports in November'22 jumped up sharply as China's demand for Indian groundnut oil revives. Exports in November stood at 24,914.43 Tonnes compared to the export of 3,952.90 Tonnes in previous month. China's export demand made 97.66% of the total exports at 24,331.69 tonnes.

<b>Rabi Groundnut</b>			
<b>Area Covered (Lakh Ha) as of 9 December</b>			
<b>State</b>	<b>2022</b>	<b>2021</b>	<b>% Change</b>
Karnataka	1.4	1.1	30.00%
Telangana.	0.6	1.1	-50.44%
Odisha	0.4	0.2	100.93%
Tamil.Nadu	0.4	0.2	100.93%
Andhra.Pradesh	0.3	0.3	4.86%
Others	0.0	0.0	11.43%
<b>Total</b>	<b>3.19</b>	<b>2.98</b>	<b>7.05%</b>

### Oilseed Prices at Key Spot Markets:

Commodity / Centre	Prices (Rs/Qtl)				Change
Soybean	15-Dec-22		14-Dec-22		
	Low	High	Low	High	
Indore –Plant	5550	5600	5500	5675	-75
Indore–Mandi	5350	5500	5200	5500	Unch
Nagpur-Plant	5650	5750	4800	5600	150
Nagpur – Mandi	5300	5500	4600	5300	200
Latur – Mandi	NA	NA	5500	5800	-
Akola – Mandi	4500	5520	4400	5380	140
Kota-Plant	5250	5550	5250	5550	Unch
Kota – Mandi	5150	5350	5150	5450	-100
Bundi-Plant	4800	5400	4900	5500	-100
Bundi-Mandi	4700	5300	4800	5400	-100
Baran-Plant	5200	5600	5250	5650	-50
Baran-Mandi	5100	5500	Closed	Closed	-
Bhawani Mandi Jhalawar–Plant	5100	5500	5100	5500	Unch
Jhalwar-Mandi	5000	5400	5050	5450	-50
<b>Rapeseed/Mustard</b>					
Jaipur-(Condition)	6700	6725	6750	6775	-50
Alwar-(Condition)	6100	6400	6100	6400	Unch
Sri Ganganagar-(Non-Condition)	5865	6065	6025	6225	-160
New Delhi–(Condition)	6550	6650	6550	6650	Unch
Kota-(Condition)	6000	6300	6050	6350	-50
Agra-(Condition)	6810	6905	6810	6905	Unch
Neewai-(Condition)	5500	6300	5500	6300	Unch
Hapur (UP)-(Condition)	6500	6600	6500	6600	Unch
<b>Groundnut Seed</b>					
Rajkot	1120	1120	1090	1090	30
<b>Sunflower Seed</b>					
Gulbarga	5100	6150	5200	6100	50
Latur	6000	6100	6000	6200	-100
Sholapur	6000	6100	6000	6200	-100
Soybean Prices are in INR/qtl. (1 bag=90 kg). Mandi prices – Loose, Mustard Seed Prices are in INR/qt (1 bag=85 kg) C – Condition (42%), *Groundnut seed in Rs/20 kg, Sunflower Seed in Rs/qtl.					

### Oilseed Arrivals in Key Centers:

Commodity / Centre	Arrivals in Bags/Qtl		Change
<b>Soybean</b>	<b>15-Dec-22</b>	<b>14-Dec-22</b>	
Madhya Pradesh	230000	240000	-10000
Maharashtra	170000	175000	-5000
Kota	50000	50000	Unch
Bundi (Raj)	4000	4000	Unch
Baran (Raj)	25000	Closed	-
Jhalawar (Raj)	2000	4000	-2000
<b>Rapeseed/Mustard</b>			
Rajasthan	90000	85000	5000
Alwar	1500	1200	300
Sri Ganganagar	800	800	Unch
Kota	3000	3000	Unch
<b>Groundnut Seed</b>			
Rajkot (Gujarat)	6212.5	6075	137.5
<b>Sunflower Seed</b>			
Sholapur (Maharashtra)	1400	1400	Unch

### Other Oilseed Prices at Mumbai (INR/100 Kg):

Oilseeds	15-Dec-22	14-Dec-22	Change
Groundnut Kernel	7850	7825	25
Gr. Bolds 60/70	8600	8550	50
Gr. Javas 60/70	9500	9450	50
Gr Javas 70/80	9400	9350	50
Gr.Javas 80/90	9200	9150	50
KardiSeed 2% Exp Qly	5400	5400	Unch
Sesame White 98/2/1 FM	11200	11200	Unch
Whitish 95/5/FFA/1FM	11000	11000	Unch
Brown 48/2 FFA/4 FM	10800	10800	Unch
Brown 48/3 FFA/4 FM	10600	10600	Unch
Brown 48/4 FM/* No FFA Guarantee	10400	10400	Unch
Sunflower Seed	6700	6700	Unch
Niger Seed (4% FM)	8500	8500	Unch

**Disclaimer**

The information and opinions contained in the document have been compiled from sources believed to be reliable. The company does not warrant its accuracy, completeness and correctness. Use of data and information contained in this report is at your own risk. This document is not, and should not be construed as, an offer to sell or solicitation to buy any commodities. This document may not be reproduced, distributed or published, in whole or in part, by any recipient hereof for any purpose without prior permission from the Company. IASL and its affiliates and/or their officers, directors and employees may have positions in any commodities mentioned in this document (or in any related investment) and may from time to time add to or dispose of any such commodities (or investment). Please see the detailed disclaimer at <http://www.agriwatch.com/disclaimer.php> © 2022 Indian Agribusiness Systems Limited