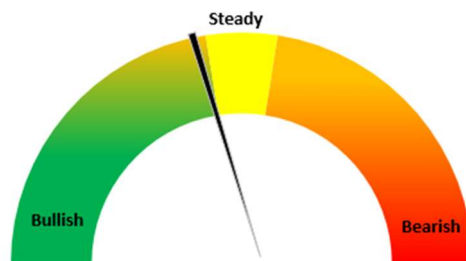


Oilseeds Domestic Fundamentals:

Today's Update-

Today, In Indore Soybean plant prices went marginally up by 1.75% to INR5,825/Qtl amid good demand and firm arrivals. In other mandis also, market witnessed upward sentiments. So far Soybean prices are trading well above MSP of 4300 by 35%. Soybean (plant delivery, Indore) prices are expected to trade sideways with upward bias in the range of 5,500-6,000/qtl levels in the near-term amid good demand from millers.



International market update:

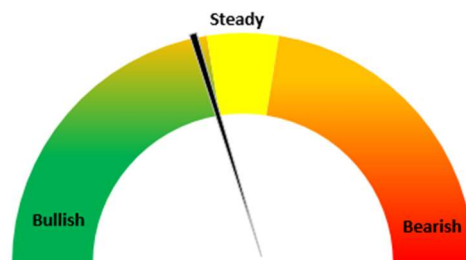
On Tuesday, CBOT Soy bean January Contract went marginally down by 1.30% to \$14.60/bushel. amid expectations of rainfall in Argentina and Brazil that should aid recently planted crops.

According to Argentina's agency, Rosario Grain Exchange, 37% of soybean planting has been completed, which is lagging by 20 points compared to 57% last year, same timeframe. It also anticipates a yield loss, if sowing gets delayed. According to the Rosario Grain Exchange, in the core production areas, "if the soybean planting is delayed from October 15th to November 15th, the soybean yield can decline on average 25 kg/ha per day or 0.37 bu/ac per day. If the planting is delayed from December 1st to December 10th, the yield can decline 100 kg/ha per day or 1.49 bu/ac per day. Yield losses per day accelerate the longer planting is delayed throughout the month of December."

RM seed

Today's Update-

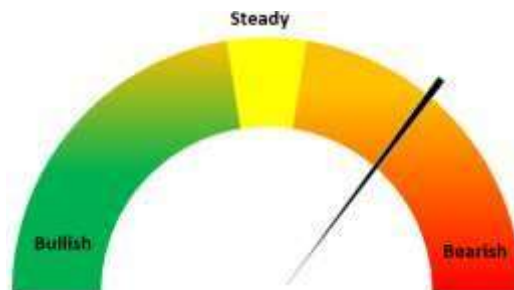
Today Jaipur RM seed prices traded steady at Rs. 6,675/qtl. Currently, farmers and stockiest are holding their stocks in anticipation of prices above 7000. RM seed is likely to rebound from current level in the coming day in anticipation of improved demand from millers. Currently, farmers having more than 13 lakh tonnes and stockiest having 4 lakh tonnes of stocks.



Mustard and Rapeseed			
Area Covered (Lakh Ha) as of 16 December			
State	2022	2021	% Change
Rajasthan	38.78	35.143	10.36%
Madhya.Pradesh	13.62	10.8	26.11%
Uttar.Pradesh	13.05	13.743	-5.04%
West.Bengal	6.19	5.35	15.70%
Gujarat	2.985	3.2	-6.72%
Assam	2.694	2.794	-3.58%
Jharkhand	2.099	1.604	30.86%
Chhattisgarh	1.231	0.954	29.04%
Others	9.338	16.402	-43.07%
Total	89.99	89.99	0.00%

Groundnut:

Groundnut Rajkot bold average prices corrected marginally to INR 6,175/Qtl compared to 6,212/Qtl previous day. In Upcoming days, Groundnut is likely to trade in the range of INR 6,000-6,500/Qtl. Oil millers and groundnut seed processors have started buying the commodity in large quantities. Export demand for groundnuts has also increased. Besides, there are encouraging inquiries from Chinese buyers for groundnut oil, currently prices are stable amid shrinking arrivals. In Andhra Pradesh, farmers are shifting to cotton crop instead of groundnut whose prices are ruling high in the market. As per sources, Govt. have permission to buy up to 1 million tons of groundnut in Gujarat at MSP. However, only limited farmers have registered themselves to sell their produce at these centers. Since they are getting much higher prices in the open market. NAFED centres will remain open till January 26, 2023.



GN oil exports in November'22 jumped up sharply as China's demand for Indian groundnut oil revives. Exports in November stood at 24,914.43 Tonnes compared to the export of 3,952.90 Tonnes in previous month. China's export demand made 97.66% of the total exports at 24,331.69 tonnes.

Rabi Groundnut			
Area Covered (Lakh Ha) as of 16 December			
State	2022	2021	% Change
Karnataka	1.52	1.26	20.63%
Telangana.	0.727	1.178	-38.29%
Odisha	0.43	0.214	100.93%
Tamil.Nadu	0.448	0.209	114.35%
Andhra.Pradesh	0.42	0.29	44.83%
Others	0.056	0.025	124.00%
Total	3.601	3.601	0.00%

Sunflower:

Today, sunflower prices at Mumbai remained steady at INR 6,700/Qtl amid lag in sowing progress.

NAFED had released tender to buy 2000 Tonnes of Sunflower seed in Odisha.

As per the USDA oilseed December 2022 (monthly) report, the world total production of sunflower seed is estimated to decrease by 12% and reach 50.7 MMT as compared to 57.3 MMT in the previous year. While the estimation for Russia is up by 6%, however very low in Ukraine by 43%, down by 8% in the EU, 4% up in Argentina and 9% up in Turkey. While in Russia it is projected to increase by 6%, however a drop of 43% is estimated in Ukraine while an increase of 4% in Argentina and the exports are estimated to be up by 240% in Russia at 0.8 MMT Vs 0.2 MMT previous year while 50% up in Ukraine at 2.4 MMT Vs 1.6 MMT in previous year. The world's total ending stocks are estimated to be down by 24% at 6 MMT Vs 7.9 MMT previous year. While in Russia it is estimated to be up by 28% at 1.2 MMT Vs 0.9 MMT, and down by 43% in Ukraine at 2.6 MMT as compared to previous year at 4.6 MMT.

The USDA has projected the Sunflower seed production in 2022-23 in India at 0.21 MT, that is up by 11% since last year that was at 0.19 MT. While the sunflower oil imports are forecast to go down by 5% at 1.8 MT as compared to 1.9 MT previous year.

Rabi Sunflower			
Area Covered (Lakh Ha) as of 16 December 2022			
State	2022	2021	% Change
Karnataka	0.43	0.72	-40.28%
Tamil.Nadu	0.036	0.021	71.43%
Andhra.Pradesh	0.028	0.037	-24.32%
Odisha	0.025	0.023	8.70%
Maharashtra	0.027	0.041	-34.15%
Others	0.014	0.024	-41.67%
Total	0.587	0.885	-33.67%

Oilseed Prices at Key Spot Markets:

Commodity / Centre	Prices (Rs/Qtl)				Change
Soybean	20-Dec-22		19-Dec-22		
	Low	High	Low	High	
Indore –Plant	5700	5825	5600	5725	100
Indore–Mandi	5400	5700	5300	5550	150
Nagpur-Plant	4900	5655	4820	5500	155
Nagpur – Mandi	4500	5455	4620	5300	155
Latur – Mandi	5305	5805	5210	5870	-65
Akola – Mandi	4900	5450	4580	5635	-185
Kota-Plant	5250	5550	5250	5550	Unch
Kota – Mandi	5050	5450	5050	5450	Unch
Bundi-Plant	5025	5625	5000	5600	25
Bundi-Mandi	4800	5400	4900	5500	-100
Baran-Plant	5200	5600	5200	5600	Unch
Baran-Mandi	5100	5500	5100	5500	Unch
Bhawani Mandi Jhalawar–Plant	5200	5600	5300	5700	-100
Jhalwar-Mandi	5100	5570	5200	5600	-30
Rapeseed/Mustard					
Jaipur-(Condition)	6650	6675	6650	6675	Unch
Alwar-(Condition)	6100	6400	6100	6400	Unch
Sri Ganganagar-(Non-Condition)	5900	6100	5900	6100	Unch
New Delhi–(Condition)	6500	6600	6450	6550	50
Kota-(Condition)	6000	6300	5950	6250	50
Agra-(Condition)	6738	6810	6738	6810	Unch
Neewai-(Condition)	5600	6400	5600	6400	Unch
Hapur (UP)-(Condition)	6600	6700	6575	6675	25
Groundnut Seed					
Rajkot	1120	1350	1120	1365	-15
Sunflower Seed					
Gulbarga	5000	5000	5100	5100	-100
Latur	95000	95000	95000	95000	Unch
Sholapur	6600	6600	6550	6550	50
Soybean Prices are in INR/qtl. (1 bag=90 kg). Mandi prices – Loose, Mustard Seed Prices are in INR/qt (1 bag=85 kg) C – Condition (42%), *Groundnut seed in Rs/20 kg, Sunflower Seed in Rs/qtl.					

Oilseed Arrivals in Key Centers:

Commodity / Centre	Arrivals in Bags/Qtl		Change
Soybean	20-Dec-22	19-Dec-22	
Madhya Pradesh	250000	250000	-
Maharashtra	175000	170000	5000
Rajasthan	50000	50000	Unch
Bundi (Raj)	4000	5000	-1000
Baran (Raj)	10000	6000	4000
Jhalawar (Raj)	4000	4000	Unch
Rapeseed/Mustard			
Rajasthan	95000	95000	Unch
Alwar	1000	900	100
Sri Ganganagar	1500	1000	500
Kota	3000	2700	300
Groundnut Seed			
Rajkot (Gujarat)	6662.5	6662.5	Unch
Sunflower Seed			
Sholapur (Maharashtra)	6100	6100	Unch

Other Oilseed Prices at Mumbai (INR/100 Kg):

Oilseeds	20-Dec-22	19-Dec-22	Change
Groundnut Kernel	7850	7850	Unch
Gr. Bolds 60/70	8650	8650	Unch
Gr. Javas 60/70	9550	9550	Unch
Gr Javas 70/80	9450	9450	Unch
Gr.Javas 80/90	9250	9250	Unch
KardiSeed 2% Exp Qly	5400	5400	Unch
Sesame White 98/2/1 FM	12000	12000	Unch
Whitish 95/5/FFA/1FM	11800	11800	Unch
Brown 48/2 FFA/4 FM	11500	11500	Unch
Brown 48/3 FFA/4 FM	11300	11300	Unch
Brown 48/4 FM/* No FFA Guarantee	10900	10900	Unch
Sunflower Seed	6700	6700	Unch
Niger Seed (4% FM)	9000	9000	Unch

Disclaimer

The information and opinions contained in the document have been compiled from sources believed to be reliable. The company does not warrant its accuracy, completeness and correctness. Use of data and information contained in this report is at your own risk. This document is not, and should not be construed as, an offer to sell or solicitation to buy any commodities. This document may not be reproduced, distributed or published, in whole or in part, by any recipient hereof for any purpose without prior permission from the Company. IASL and its affiliates and/or their officers, directors and employees may have positions in any commodities mentioned in this document (or in any related investment) and may from time to time add to or dispose of any such commodities (or investment). Please see the detailed disclaimer at <http://www.agriwatch.com/disclaimer.php> © 2022 Indian Agribusiness Systems Limited