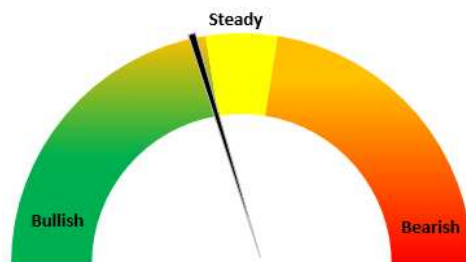


Oilseeds Domestic Fundamentals:

Today's Update-

Today, In Indore Soybean plant prices went up by 1.72% at INR 5,900/Qtl as compared to INR 5,800/Qtl previous day in the market. Other market too witnessed bullish sentiments. So far Soybean prices are trading well above MSP of 4300. Soybean (plant delivery, Indore) prices are expected to trade sideways with upward bias in the range of 5,500-6,000/qtl levels in the near-term amid good demand from millers.



Stock limit on oils and oilseeds removed

The central government has released the statement to discontinue the stock limits on edible oils and oilseeds beyond 31.12.2022 which was under the licensing requirements, stock limits and movement restrictions on specified foodstuffs order, 2016 that was up to 31.12.2022.

International market update:

On Friday, CBOT Soy bean most active March Contract traded up marginally by 0.70% to \$15.19/bushel amid dry condition in Argentina.

The continued dryness in Argentina, the major exporter of Soybean has led to a 6-month high jump in Chicago soybean futures. Lockdown measures by China are also supporting the Soybean. However, the rise in covid cases is expected to slow down any rise in demand for soybeans.

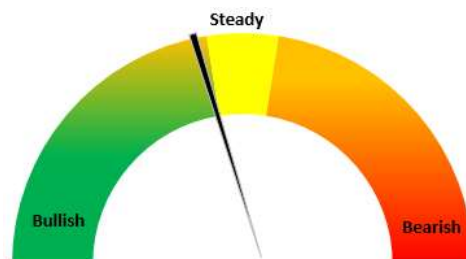
According to Argentina's agency, Rosario Grain Exchange, 61% of soybean planting has been completed, which is lagging by 18 points compared to 79% last year, same timeframe. It also anticipates a yield loss, if sowing gets delayed. According to the Rosario Grain Exchange, in the core production areas, "if the soybean planting is delayed from October 15th to November 15th, the soybean yield can decline on average 25 kg/ha per day or 0.37 bu/ac per day. If the planting is delayed from December 1st to December 10th, the yield can decline 100 kg/ha per day or 1.49 bu/ac per day. Yield losses per day accelerate the longer planting is delayed throughout the month of December." However, in Brazil, although there are dryness concerns in the country, the Soybean crop planting is on track and may record high at 152 MT this year.

RM seed

Today's Update-

Today Jaipur RM seed traded marginally down by 0.4% at Rs. 6,700/qtl. as compared to the Rs. 6,725/qtl. previous day. Currently, farmers and stockiest are holding their stocks in anticipation of prices above 7000. RM seed is likely to rebound from current level in the coming day in anticipation of improved demand from millers.

Currently, farmers having more than 13 lakh tonnes and stockiest having 4 lakh tonnes of stocks.



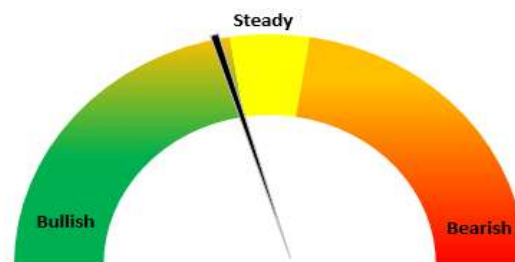


Mustard and Rapeseed			
Area Covered (Lakh Ha) as of 30 December			
State	2022	2021	% Change
Rajasthan	39.72	35.33	12.43%
Madhya.Pradesh	13.83	11.11	24.48%
Uttar.Pradesh	13.26	14.083	-5.87%
Haryana	7.323	7.563	-3.17%
West.Bengal	6.52	5.7	14.39%
Assam	3.125	3.082	1.40%
Gujarat	3.04	3.282	-7.37%
Jharkhand	2.772	2.534	9.39%
Others	4.631	3.877	19.45%
Total	94.22	86.561	8.85%

Groundnut:

Groundnut Rajkot bold average prices remained steady at INR 6,287/Qtl. In upcoming days, Groundnut is likely to trade in the range of INR6,000-6,500/Qtl. Oil millers and groundnut seed processors have started buying the commodity in large quantities. However, demand from China is anticipated to get affected due to surge in covid cases.

currently prices are firm amid shrinking arrivals. In Andhra Pradesh, farmers are shifting to cotton crop instead of groundnut whose prices are ruling high in the market. As per sources, Govt. have permission to buy up to 1 million tons of groundnut in Gujarat at MSP. However, only limited farmers have registered themselves to sell their produce at these centers. Since they are getting much higher prices in the open market. NAFED centers will remain open till January 26, 2023.



GN oil exports in November'22 jumped up sharply as China's demand for Indian groundnut oil revives. Exports in November stood at 24,914.43 Tonnes compared to the export of 3,952.90 Tonnes in previous month. China's export demand made 97.66% of the total exports at 24,331.69 tonnes.

Rabi Groundnut			
Area Covered (Lakh Ha) as of 30 December			
State	2022	2021	% Change
Karnataka	1.64	1.38	18.84%
Telangana.	0.789	1.237	-36.22%
Odisha	0.703	0.354	98.59%
Andhra Pradesh	0.577	0.414	39.37%
Tamil Nadu	0.502	0.278	80.58%
Others	0.133	0.06	121.67%
Total	4.344	3.723	16.68%

Sunflower:

Today, sunflower prices at Mumbai traded steady at INR 6,900/Qtl as compared to the previous day.

NAFED had released tender to buy 2000 Tonnes of Sunflower seed in Odisha.

As per the European traders, Turkey's state grain board (TMO) has purchased 24,000 tonnes of crude sunflower oil at the December 23rd closing volume.

As per the USDA oilseed December 2022 (monthly) report, the world total production of sunflower seed is estimated to decrease by 12% and reach 50.7 MMT as compared to 57.3 MMT in the previous year. While the estimation for Russia is up by 6%, however very low in Ukraine by 43%, down by 8% in the EU, 4% up in Argentina and 9% up in Turkey. While in Russia it is projected to increase by 6%, however a drop of 43% is estimated in Ukraine while an increase of 4% in Argentina and the exports are estimated to be up by 240% in Russia at 0.8 MMT Vs 0.2 MMT previous year while 50% up in Ukraine at 2.4 MMT Vs 1.6 MMT in previous year. The world's total ending stocks are estimated to be down by 24% at 6 MMT Vs 7.9 MMT previous year. While in Russia it is estimated to be up by 28% at 1.2 MMT Vs 0.9 MMT, and down by 43% in Ukraine at 2.6 MMT as compared to previous year at 4.6 MMT.

The USDA has projected the Sunflower seed production in 2022-23 in India at 0.21 MT, that is up by 11% since last year that was at 0.19 MT. While the sunflower oil imports are forecast to go down by 5% at 1.8 MT as compared to 1.9 MT previous year.

Rabi Sunflower			
Area Covered (Lakh Ha) as of 30 December 2022			
State	2022	2021	% Change
Karnataka	0.44	0.72	-38.89%
Odisha	0.058	0.04	45.00%
Tamil.Nadu	0.042	0.021	100.00%
Telangana.	0.04	0.072	-44.44%
Andhra.Pradesh	0.039	0.042	-7.14%
Others	0.063	0.072	-12.50%
Total	0.683	0.967	-29.37%

Oilseed Prices at Key Spot Markets:

Commodity / Centre	Prices (Rs/Qtl)				Change
Soybean	02-Jan-23		31-Dec-22		
	Low	High	Low	High	
Indore –Plant	5750	5900	5600	5800	100
Indore–Mandi	5500	5700	5200	5620	80
Nagpur-Plant	5650	5850	5600	5800	50
Nagpur – Mandi	5400	5600	5400	5600	Unch
Latur – Mandi	NA	NA	5320	5720	-
Akola – Mandi	4900	5455	4900	5465	-10
Kota-Plant	5650	5750	5500	5700	50
Kota – Mandi	5400	5600	5450	5600	Unch
Bundi-Plant	5500	5900	5500	5900	Unch
Bundi-Mandi	5400	5600	5300	5600	Unch
Baran-Plant	5600	5900	5200	5700	200
Baran-Mandi	5400	5700	5200	5600	100
Bhawani Mandi Jhalawar–Plant	5500	5800	5400	5700	100
Jhalwar-Mandi	5400	5700	5300	5600	100
Rapeseed/Mustard					
Jaipur-(Condition)	6675	6700	6700	6725	-25
Alwar-(Condition)	5900	6300	5900	6300	Unch
Sri Ganganagar-(Non-Condition)	6000	6125	6000	6100	25
New Delhi–(Condition)	6400	6500	6500	6550	-50
Kota-(Condition)	5900	6200	6000	6400	-200
Agra-(Condition)	6714	6810	6762	6857	-48
Neewai-(Condition)	5575	6275	5590	6290	-15
Hapur (UP)-(Condition)	6500	6600	6500	6550	50
Groundnut Seed					
Rajkot	1140	1140	1120	1120	20
Sunflower Seed					
Gulbarga	5800	6200	5500	6200	Unch
Latur	6000	6100	6000	6100	Unch
Sholapur	6000	6100	6000	6100	Unch
Soybean Prices are in INR/qtl. (1 bag=90 kg). Mandi prices – Loose, Mustard Seed Prices are in INR/qt (1 bag=85 kg) C – Condition (42%), *Groundnut seed in Rs/20 kg, Sunflower Seed in Rs/qtl.					

Oilseed Arrivals in Key Centers:

Commodity / Centre	Arrivals in Bags/Qtl		Change
Soybean	02-Jan-23	31-Dec-22	
Madhya Pradesh	150000	150000	Unch
Maharashtra	150000	150000	Unch
Kota	35000	30000	5000
Bundi (Raj)	2500	3000	-500
Baran (Raj)	5000	4000	1000
Jhalawar (Raj)	2000	3000	-1000
Rapeseed/Mustard			
Rajasthan	80000	80000	Unch
Alwar	2500	5000	-2500
Sri Ganganagar	700	1000	-300
Kota	1500	2500	-1000
Groundnut Seed			
Rajkot (Gujarat)	6287.5	6300	-12.5
Sunflower Seed			
Sholapur (Maharashtra)	1200	1200	Unch

Other Oilseed Prices at Mumbai (INR/100 Kg):

Oilseeds	2-Jan-23	31-Dec-22	Change
Groundnut Kernel	8100	8100	Unch
Gr. Bolds 60/70	8900	8900	Unch
Gr. Javas 60/70	9800	9800	Unch
Gr Javas 70/80	9700	9700	Unch
Gr.Javas 80/90	9500	9500	Unch
KardiSeed 2% Exp Qly	5700	5700	Unch
Sesame White 98/2/1 FM	12200	12200	Unch
Whitish 95/5/FFA/1FM	12000	12000	Unch
Brown 48/2 FFA/4 FM	11700	11700	Unch
Brown 48/3 FFA/4 FM	11500	11500	Unch
Brown 48/4 FM/* No FFA Guarantee	11100	11100	Unch
Sunflower Seed	6900	6900	Unch
Niger Seed (4% FM)	9000	9000	Unch

Disclaimer

The information and opinions contained in the document have been compiled from sources believed to be reliable. The company does not warrant its accuracy, completeness and correctness. Use of data and information contained in this report is at your own risk. This document is not, and should not be construed as, an offer to sell or solicitation to buy any commodities. This document may not be reproduced, distributed or published, in whole or in part, by any recipient hereof for any purpose without prior permission from the Company. IASL and its affiliates and/or their officers, directors and employees may have positions in any commodities mentioned in this document (or in any related investment) and may from time to time add to or dispose of any such commodities (or investment). Please see the detailed disclaimer at <http://www.agriwatch.com/disclaimer.php> © 2022 Indian Agribusiness Systems Limited