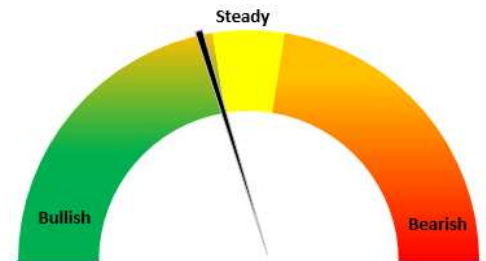


## Oilseeds Domestic Fundamentals:

### Today's Update-

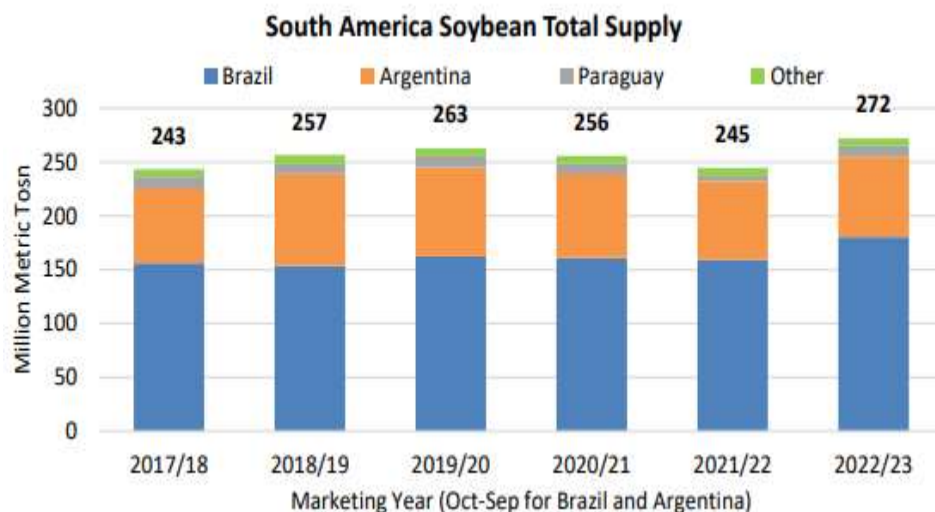
Today, In Indore Soybean plant prices remained steady at INR 5,700/Qtl as compared to previous day amid subdued trading activities due to festivals. Other market witnessed mixed sentiments. So far Soybean prices are trading well above MSP of 4300. Soybean (plant delivery, Indore) prices are expected to trade sideways with upward bias in the range of 5,500-6,000/qtl levels in the near-term amid good demand from millers.



### International market update:

On Friday, CBOT Soy bean most active March Contract went marginally up by 0.61% to \$15.27/bushel amid increasing concerns about drought hurting crops in Argentina.

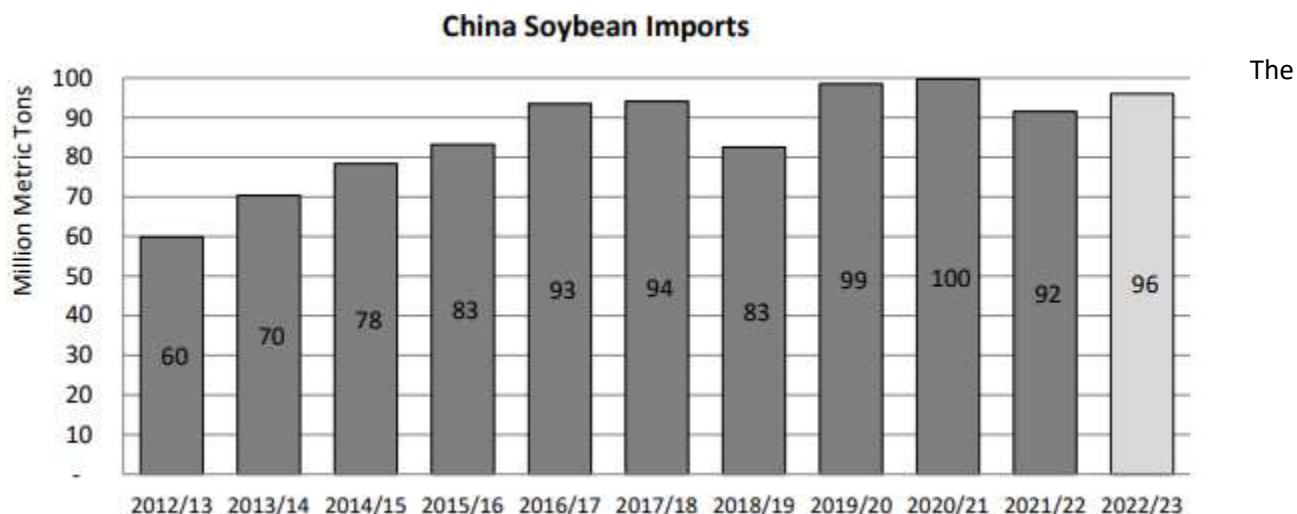
According to USDA Jan'23 report, 2022/23 Argentina soybean production is lowered 4.0 million tons to 45.5 million on drought conditions straining yields. Smaller supplies put downward pressure on crush and exports, both lowered this month. Argentina exports and crush have been subdued this year as farmers were reluctant to sell



soybeans to hedge against high inflation. However, a more favorable 'soy dollar' exchange rate enacted in September temporarily boosted sales and exports for a couple months.

Despite a cut in soybean production in Argentina, South American supplies in 2022/23 are still forecast at a record predominantly due to record Brazil production. Unlike Argentina, Brazil soybean production is up 1.0 million tons this month to 153.0 million. Additionally, soybean carry in is raised 3.0 million tons due to an upward revision to the 2021/22 crop and a lower crush estimate. As a result, both Brazil crush and soybean exports are up this month. This increase mostly offsets Argentina reductions this month.

### China 2022/23 Soybean Imports and Crush Lowered



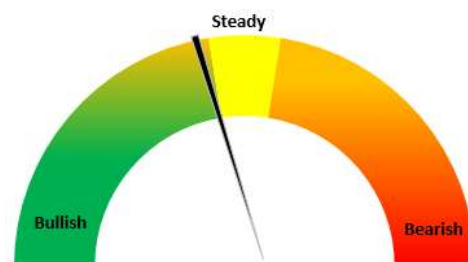
China soybean import forecast for the 2022/23 marketing year (Oct-Sep) has been cut by 2.0 MMT to 96.0 million as first quarter imports have not met expectations. Additionally, new marketing year soybean production in China rose by 24 percent, partially offsetting demand growth for foreign soybeans. Soybean imports in the first quarter of the marketing year are estimated at 21.5 million tons, 5 percent lower than the previous year and below the 5-year average. Ongoing challenges related to COVID-19 and growing economic uncertainty continue to cast shadows on prospects for demand recovery.

### RM seed

#### Today's Update-

Today RM Seed Jaipur average prices traded at INR 6,400/qtl. amid subdued trading activities due to festivals. Currently, farmers are holding their stocks in anticipation of prices above 7000. RM seed is likely to rebound from current level in the coming day in anticipation of improved demand from millers.

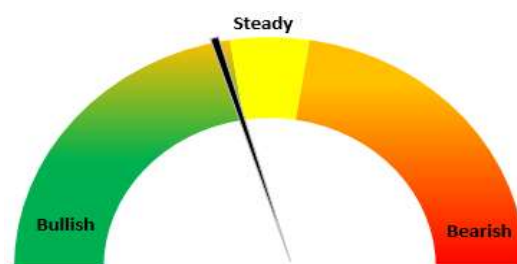
In most of the major mandis, 70-80% stockiest have off loaded their stocks and most of the traders have booked loss due to weakness in prices ahead of new crop arrival as per sources farmers are having more than 7.5 lakh tonnes and stock with stockiest and processors is to be estimated at 3.5 lakh tonnes of stocks.



<b>Mustard and Rapeseed</b>			
<b>Area Covered (Lakh Ha) as of 13 January 2023</b>			
<b>State</b>	<b>2022</b>	<b>2021</b>	<b>% Change</b>
Rajasthan	39.72	35.33	12.43%
Madhya.Pradesh	14.04	11.61	20.93%
Uttar.Pradesh	13.28	14.149	-6.16%
Haryana	7.323	7.563	-3.17%
West.Bengal	6.547	6.01	8.94%
Jharkhand	3.715	3.704	0.30%
Assam	3.336	3.196	4.38%
Gujarat	3.051	3.383	-9.81%
Others	5.833	4.832	20.72%
<b>Total</b>	<b>96.85</b>	<b>89.776</b>	<b>7.87%</b>

### Groundnut:

Rajkot Groundnut inshell average prices traded at INR 6,362/Qtl . In upcoming days, Groundnut is likely to trade in the range of INR6,300-6,700/Qtl. Oil millers and groundnut seed processors have started buying the commodity in large quantities. However, demand from China is anticipated to get affected due to surge in covid cases.



### Aggressive hoarding pushes Groundnut seed and oil prices up after the abolition of the stock limit

As per the market sources, Stockiest are aggressively hoarding Groundnut (GN) seeds after the abolition of the stock limit on oilseeds and edible oils. GN seed prices are trading near 3 weeks high above Rs 6200/QTL. The revival of export demand from China in November pushed GN oil and seed prices significantly up. GN seed daily average prices for December at the Rajkot market witnessed a jump in prices by 7% from the low of Rs 5872/QTL to a high of Rs 6935/QTL, which closed at Rs 6300/QTL. GN oil in the Rajkot market witnessed a hike in prices by 6.77% from Rs 1500 to Rs 1600/10 Kg. However, the surge in covid cases in China again pushed for covid restrictions which would impact the export demand from India as well. At present, India is exporting GN seed to Bangladesh and South East Asian countries. Crushing of GN seed turned to disparity as seed prices shot up, while oil prices are gradually rising amid weak GN oil export demand due to covid. For the long term, GN oil and seed market is anticipated to be bullish as GN Kharif production is down due to low acreage and lower yield.

GN oil exports in November'22 jumped up sharply as China's demand for Indian groundnut oil revives. Exports in November stood at 24,914.43 Tonnes compared to the export of 3,952.90 Tonnes in previous month. China's export demand made 97.66% of the total exports at 24,331.69 tonnes.

Rabi Groundnut			
Area Covered (Lakh Ha) as of 13 January 2023			
State	2022	2021	% Change
Karnataka	1.65	1.38	19.57%
Odisha	0.874	0.518	68.73%
Telangana.	0.841	1.253	-32.88%
Tamil.Nadu	0.772	0.61	26.56%
Andhra.Pradesh	0.679	0.628	8.12%
Others	0.168	0.113	48.67%
<b>Total</b>	<b>4.984</b>	<b>4.502</b>	<b>10.71%</b>

### Sunflower:

Today, sunflower prices at Mumbai traded steady at INR 6,900/Qtl as compared to the previous day.

Russia's Sunflower oil export duty it kept unchanged at zero, same as in three previous months. Whereas, export duty on Sunflower meal is increased from 78.8 RUR/t in December to 1826.9 RUR/t (, which is up by almost 23 times. The indicative price on which export duty is calculated stood at 1207.6 USD/t and 246.2 USD/t for oil and meal, respectively.

NAFED had released tender to buy 2000 Tonnes of Sunflower seed in Odisha.

As per the European traders, Turkey's state grain board (TMO) has purchased 24,000 tonnes of crude sunflower oil at the December 23rd closing volume.

As per the USDA oilseed December 2022 (monthly) report, the world total production of sunflower seed is estimated to decrease by 12% and reach 50.7 MMT as compared to 57.3 MMT in the previous year. While the estimation for Russia is up by 6%, however very low in Ukraine by 43%, down by 8% in the EU, 4% up in Argentina and 9% up in Turkey. While in Russia it is projected to increase by 6%, however a drop of 43% is estimated in Ukraine while an increase of 4% in Argentina and the exports are estimated to be up by 240% in Russia at 0.8 MMT Vs 0.2 MMT previous year while 50% up in Ukraine at 2.4 MMT Vs 1.6 MMT in previous year. The world's total ending stocks are estimated to be down by 24% at 6 MMT Vs 7.9 MMT previous year. While in Russia it is estimated to be up by 28% at 1.2 MMT Vs 0.9 MMT, and down by 43% in Ukraine at 2.6 MMT as compared to previous year at 4.6 MMT.

Rabi Sunflower			
Area Covered (Lakh Ha) as of 13 January 2023			
State	2022	2021	% Change
Karnataka	0.46	0.72	-36.11%
Odisha	0.092	0.063	46.03%
Maharashtra	0.065	0.07	-7.14%
Andhra.Pradesh	0.054	0.043	25.58%
Telangana.	0.052	0.082	-36.59%
Others	0.085	0.082	3.66%
<b>Total</b>	<b>0.807</b>	<b>1.059</b>	<b>-23.80%</b>

The USDA has projected the Sunflower seed production in 2022-23 in India at 0.21 MT, that is up by 11% since last year that was at 0.19 MT. While the sunflower oil imports are forecast to go down by 5% at 1.8 MT as compared to 1.9 MT previous year.

**Oilseed Prices at Key Spot Markets:**

Commodity / Centre	Prices (Rs/Qtl)				Change
Soybean	16-Jan-23		14-Jan-23		
	Low	High	Low	High	
Indore –Plant	5600	5700	5600	5700	Unch
Indore–Mandi	5300	5550	Closed	Closed	-
Nagpur-Plant	5650	5750	5600	5750	Unch
Nagpur – Mandi	5300	5550	Closed	Closed	-
Latur – Mandi	5500	5600	5400	5600	Unch
Akola – Mandi	4900	5300	4800	5325	-25
Kota-Plant	5600	5800	5600	5800	Unch
Kota – Mandi	5400	5600	Closed	Closed	-
Bundi-Plant	5400	5860	5500	5900	-40
Bundi-Mandi	5200	5660	Closed	Closed	-
Baran-Plant	5400	5700	5500	5800	-100
Baran-Mandi	5200	5500	Closed	Closed	-
Bhawani Mandi Jhalawar–Plant	5400	5600	5625	5725	-125
Jhalwar-Mandi	5200	5500	Closed	Closed	-
<b>Rapeseed/Mustard</b>					
Jaipur-(Condition)	6375	6400	Closed	Closed	-
Alwar-(Condition)	6100	6150	Closed	Closed	-
Sri Ganganagar-(Non-Condition)	5800	5890	Closed	Closed	-
New Delhi–(Condition)	6300	6350	6350	6400	-50
Kota-(Condition)	5800	6100	Closed	Closed	-
Agra-(Condition)	6429	6571	Closed	Closed	-
Neewai-(Condition)	5925	6025	Closed	Closed	-
Hapur (UP)-(Condition)	6150	6250	6100	6200	50
<b>Groundnut Seed</b>					
Rajkot	6362.5	6362.5	Closed	Closed	-
Rajula	NA	NA	Closed	Closed	-
Jasdan	NA	NA	Closed	Closed	-
Deesa	NA	NA	Closed	Closed	-
Bikaner	NA	NA	Closed	Closed	-
Niwai	NA	NA	Closed	Closed	-
<b>Sunflower Seed</b>					
Gulbarga	-	-	Closed	Closed	-
Latur	5600	5800	Closed	Closed	-
Sholapur	5600	5800	Closed	Closed	-

Soybean Prices are in INR/qtl. (1 bag=90 kg). Mandi prices – Loose, Mustard Seed Prices are in INR/qt (1 bag=85 kg) C – Condition (42%), \*Groundnut seed in Rs/100 kg, Sunflower Seed in Rs/qtl.

**Oilseed Arrivals in Key Centers:**

Commodity / Centre	Arrivals in Bags/Qtl		Change
<b>Soybean</b>	<b>16-Jan-23</b>	<b>14-Jan-23</b>	
Madhya Pradesh	150000	150000	Unch
Maharashtra	150000	175000	-25000
Kota	30000	30000	Unch
Bundi (Raj)	4000	Closed	-
Baran (Raj)	3000	Closed	-
Jhalawar (Raj)	5000	Closed	-
<b>Rapeseed/Mustard</b>			
Rajasthan	65000	Closed	-
Alwar	2000	Closed	-
Sri Ganganagar	800	Closed	-
Kota	2000	Closed	-
<b>Sunflower Seed</b>			
Sholapur (Maharashtra)	1300	Closed	-

**Other Oilseed Prices at Mumbai (INR/100 Kg):**

Oilseeds	16-Jan-23	14-Jan-23	Change
Groundnut Kernel	8000	8000	Unch
Gr. Bolds 60/70	8950	8950	Unch
Gr. Javas 60/70	9900	9850	50
Gr Javas 70/80	9800	9750	50
Gr.Javas 80/90	9600	9550	50
KardiSeed 2% Exp Qly	5700	5700	Unch
Sesame White 98/2/1 FM	12500	12500	Unch
Whitish 95/5/FFA/1FM	12300	12300	Unch
Brown 48/2 FFA/4 FM	12000	12000	Unch
Brown 48/3 FFA/4 FM	11800	11800	Unch
Brown 48/4 FM/* No FFA Guarantee	11400	11400	Unch
Sunflower Seed	6900	6900	Unch
Niger Seed (4% FM)	9000	9000	Unch

**Disclaimer**

The information and opinions contained in the document have been compiled from sources believed to be reliable. The company does not warrant its accuracy, completeness and correctness. Use of data and information contained in this report is at your own risk. This document is not, and should not be construed as, an offer to sell or solicitation to buy any commodities. This document may not be reproduced, distributed or published, in whole or in part, by any recipient hereof for any purpose without prior permission from the Company. IASL and its affiliates and/or their officers, directors and employees may have positions in any commodities mentioned in this document (or in any related investment) and may from time to time add to or dispose of any such commodities (or investment). Please see the detailed disclaimer at <http://www.agriwatch.com/disclaimer.php> © 2023 Indian Agribusiness Systems Limited