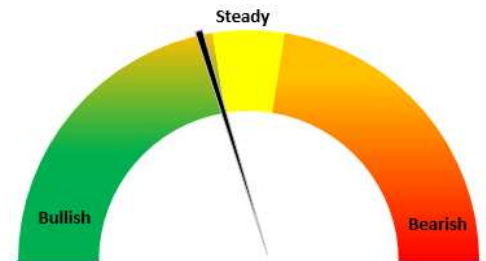


Oilseeds Domestic Fundamentals:

Today's Update-

Today, In Indore Soybean plant prices declined by 2.65% to INR 5,550/Qtl as compared to previous day amid firm arrivals, weak demand and bearish cues. Other market too witnessed weak sentiments. So far Soybean prices are trading well above MSP of 4300. Soybean (plant delivery, Indore) prices are expected to trade sideways with upward bias in the range of 5,500-6,000/qtl levels in the near-term amid good demand from millers.



International market update:

On Friday, CBOT Soy bean most active March Contract decline for the third consecutive day and went marginally down by 0.54% to \$15.06/bushel with improved weather forecasts in drought-hit Argentina helping ease concerns about supply and fears of a global recession weighing on the market.

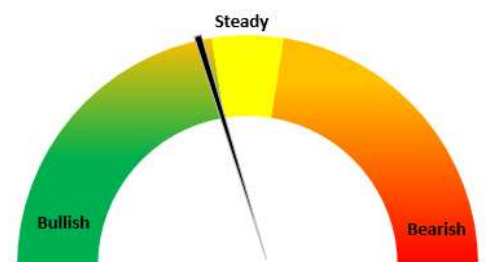
The Brazilian soybeans were 0.6% harvested late last week compared to 1.2% last year and 1.2% average according to AgRural. The early soybean harvest continues to be slowed by wet weather in central Brazil where farmers are worried that the quality of their early maturing soybeans may be negatively impacted if the wet weather continues.

According to customs data, China's soybean imports from the United States dropped 10% in 2022, Total soybean imports by China last year dropped 5.6% to 91.08 million tonnes, due to high global prices and weaker demand earlier in the year.

RM seed

Today's Update-

Today RM Seed Jaipur average prices went down by 2.4% to INR 6,125/qtl. amid weak demand from millers and higher production expectation. In most of the major mandis, 70-80% stockiest have off loaded their stocks and most of the traders have booked loss due to weakness in prices ahead of new crop arrival as per sources farmers are having more than 7.5 lakh tonnes and stock with stockiest and processors is to be estimated at 3.5 lakh tonnes of stocks.



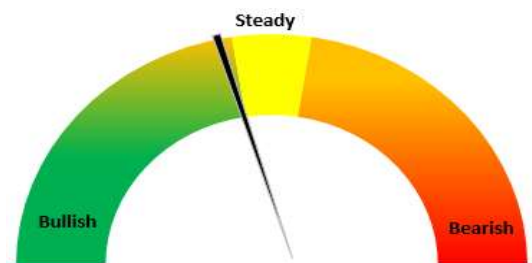
Mustard crop loss :

As per Agriwatch sources, Mustard crop loss is witnessed in the districts of Sikar, Sri Ganganagar, Hanumangarh, Jaisalmer, and Barmer due to cold wave. In the aforementioned districts, 20-40% crop loss is expected.

Mustard and Rapeseed			
Area Covered (Lakh Ha) as of 20 January 2023			
State	2022	2021	% Change
Rajasthan	39.722	35.33	12.43%
Madhya.Pradesh	14.04	11.72	19.80%
Uttar.Pradesh	13.278	14.173	-6.31%
Haryana	7.323	7.563	-3.17%
West.Bengal	6.556	6.09	7.65%
Jharkhand	3.715	3.704	0.30%
Assam	3.336	3.196	4.38%
Gujarat	3.052	3.403	-10.31%
Others	6.083	5.003	21.59%
Total	97.105	90.181	7.68%

Groundnut:

Rajkot Groundnut inshell prices went marginally down by 2.5% to INR 7,450/Qtl. In upcoming days, Groundnut is likely to trade in the range of INR6,700-8,000/Qtl. Exports in December stood at 17,444.69 Tonnes compared to the export of 24,914.43 Tonnes in previous month. China's export demand made 97.21% of the total exports at 16,957.125 tonnes. GN oil exports in December declined as China's demand dampened due to resurgence in covid cases. However, on Y-o-Y comparison exports are up by 271%.



Aggressive hoarding pushes Groundnut seed and oil prices up after the abolition of the stock limit

As per the market sources, Stockiest are aggressively hoarding Groundnut (GN) seeds after the abolition of the stock limit on oilseeds and edible oils. GN seed prices are trading near 3 weeks high above Rs 6200/QTL. The revival of export demand from China in November pushed GN oil and seed prices significantly up. GN seed daily average prices for December at the Rajkot market witnessed a jump in prices by 7% from the low of Rs 5872/QTL to a high of Rs 6935/QTL, which closed at Rs 6300/QTL. GN oil in the Rajkot market witnessed a hike in prices by 6.77% from Rs 1500 to Rs 1600/10 Kg. However, the surge in covid cases in China again pushed for covid restrictions which would impact the export demand from India as well. At present, India is exporting GN seed to Bangladesh and South East Asian countries. Crushing of GN seed turned to disparity as seed prices shot up, while oil prices are gradually rising amid weak GN oil export demand due to covid. For the long term, GN oil and seed market is anticipated to be bullish as GN Kharif production is down due to low acreage and lower yield.

GN oil exports in November'22 jumped up sharply as China's demand for Indian groundnut oil revives. Exports in November stood at 24,914.43 Tonnes compared to the export of 3,952.90 Tonnes in previous month. China's export demand made 97.66% of the total exports at 24,331.69 tonnes.

Rabi Groundnut			
Area Covered (Lakh Ha) as of 20 January 2023			
State	2022	2021	% Change
Karnataka	1.65	1.38	19.57%
Odisha	0.961	0.602	59.63%
Telangana.	0.865	1.262	-31.46%
Tamil.Nadu	0.792	0.629	25.91%
Andhra.Pradesh	0.719	0.677	6.20%
Others	0.183	0.15	22.00%
Total	5.171	4.699	10.04%

Sunflower:

Today, sunflower prices at Mumbai traded steady at INR 6,900/Qtl as compared to the previous day.

Russia's Sunflower oil export duty it kept unchanged at zero, same as in three previous months. Whereas, export duty on Sunflower meal is increased from 78.8 RUR/t in December to 1826.9 RUR/t, which is up by almost 23 times. The indicative price on which export duty is calculated stood at 1207.6 USD/t and 246.2 USD/t for oil and meal, respectively.

NAFED had released tender to buy 2000 Tonnes of Sunflower seed in Odisha.

As per the European traders, Turkey's state grain board (TMO) has purchased 24,000 tonnes of crude sunflower oil at the December 23rd closing volume.

As per the USDA oilseed January 2023 (monthly) report, the world total production of sunflower seed is estimated to decrease by 11% and reach 51.07 MMT as compared to 57.3 MMT in the previous year. While the estimation for Russia is up by 6%, however very low in Ukraine by 43%, down by 8% in the EU, 4% up in Argentina and 9% up in Turkey. While in Russia it is projected to increase by 6%, however a drop of 43% is estimated in Ukraine while an increase of 4% in Argentina and the exports are estimated to be up by 240% in Russia at 0.8 MMT Vs 0.2 MMT previous year while 50% up in Ukraine at 2.4 MMT Vs 1.6 MMT in previous year. The world's total ending stocks are estimated to be down by 24% at 6 MMT Vs 7.9 MMT previous year. While in Russia it is estimated to be up by 28% at 1.2 MMT Vs 0.9 MMT, and down by 43% in Ukraine at 2.6 MMT as compared to previous year at 4.6 MMT.

Rabi Sunflower			
Area Covered (Lakh Ha) as of 20 January 2023			
State	2022	2021	% Change
Karnataka	0.46	0.72	-36.11%
Odisha	0.108	0.076	42.11%
Maharashtra	0.073	0.081	-9.38%
Andhra.Pradesh	0.056	0.046	21.74%
Telangana.	0.056	0.092	-39.13%
Others	0.095	0.086	10.47%
Total	0.848	1.101	-22.98%

The USDA has projected the Sunflower seed production in 2022-23 in India at 0.21 MT, that is up by 11% since last year that was at 0.19 MT. While the sunflower oil imports are forecast to go down by 5% at 1.8 MT as compared to 1.9 MT previous year.

**Sesame**

Today, sesame (White) prices at Rajkot traded firm at INR 12,800/Qtl as compared to the INR 12,600/ Qtl previous day.

Sesamum				
Area Covered (Lakh Ha) as of 20 January 2023				
State	2022	2021	% Change	
Odisha	0.281	0.262	7.25%	<div></div>
Tamil.Nadu	0.041	0.042	-2.38%	<div></div>
Andhra.Pradesh	0.028	0.031	-9.68%	<div></div>
Meghalaya	0.024	0.024	0.00%	<div></div>
Maharashtra	0.014	0.015	-6.67%	<div></div>
Others	0.026	0.035	-25.71%	<div></div>
Total	0.414	0.409	1.22%	<div></div>

Oilseed Prices at Key Spot Markets:

Commodity / Centre	Prices (Rs/Qtl)				Change
Soybean	23-Jan-23		21-Jan-23		
	Low	High	Low	High	
Indore –Plant	5400	5500	5550	5650	-150
Indore–Mandi	5200	5400	Closed	Closed	-
Nagpur-Plant	5475	5575	5500	5600	-25
Nagpur – Mandi	5150	5350	5200	5350	Unch
Latur – Mandi	5000	5400	Closed	Closed	-
Akola – Mandi	4900	5300	4900	5350	-50
Kota-Plant	5500	5600	5500	5600	Unch
Kota – Mandi	5100	5400	5250	5350	50
Bundi-Plant	5400	5600	5400	5600	Unch
Bundi-Mandi	5200	5400	5200	5400	Unch
Baran-Plant	5300	5600	5300	5600	Unch
Baran-Mandi	5100	5400	5100	5400	Unch
Bhawani/Jhalawar–Plant	5400	5500	5450	5550	-50
Jhalwar-Mandi	5200	5400	Closed	Closed	-
Rapeseed/Mustard					
Jaipur-(Condition)	6100	6125	6250	6275	-150
Alwar-(Condition)	5750	5850	5900	6000	-150
Sri Ganganagar-(Non-Condition)	5700	5800	5750	5850	-50
New Delhi–(Condition)	6050	6100	6050	6100	Unch
Kota-(Condition)	5500	5700	5700	5800	-100
Agra-(Condition) Unpaid	6143	6238	6429	6524	-286
Neewai-(Condition)	5500	5700	5800	5900	-200
Hapur (UP)-(Condition)	5800	5900	6000	6100	-200
Groundnut (Bold With shell)					
Rajkot	5900	7450	5850	7640	-190
Jadsan	NA	NA	NA	NA	-
Bikaner	6500	7500	6500	7500	Unch
Groundnut (Bold Without shell 40/50)					
Bikaner	10500	10500	10500	10500	Unch
Sunflower Seed					
Gulbarga	5100	6250	Closed	Closed	-
Latur	5600	5700	Closed	Closed	-
Solapur	5600	5700	Closed	Closed	-
Soybean Prices are in INR/qtl. (1 bag=90 kg). Mandi prices – Loose, Mustard Seed Prices are in INR/qt (1 bag=85 kg) C – Condition (42%), *Groundnut seed in Rs/20 kg, Sunflower Seed in Rs/qtl.					

Oilseed Arrivals in Key Centers:

Commodity / Centre	Arrivals in Bags/Qtl		Change
Soybean	23-Jan-23	21-Jan-23	
Madhya Pradesh	225000	100000	125000
Maharashtra	185000	125000	60000
Rajasthan	40000	25000	15000
Indore(MP)	6000	Closed	-
Latur(MH)	15000	Closed	-
Kota (Raj)	6000	4000	2000
Rapeseed/Mustard			
All India	125000	115000	10000
Rajasthan	40000	40000	Unch
Sri Ganganagar	800	600	200
Kota	2000	1500	500
Groundnut Seed			
Rajkot (Gujarat)	1500	-	-
Sunflower Seed			
Solapur (Maharashtra)	1300	Closed	-

Other Oilseed Prices at Mumbai (INR/100 Kg):

Oilseeds	23-Jan-23	21-Jan-23	Change
Groundnut Kernel	8125	8125	Unch
Gr. Bolds 60/70	9400	9300	100
Gr. Javas 60/70	10300	10200	100
Gr Javas 70/80	10200	10100	100
Gr.Javas 80/90	10000	9900	100
KardiSeed 2% Exp Qly	5700	5700	Unch
Sesame White 98/2/1 FM	12800	12600	200
Whitish 95/5/FFA/1FM	12600	12400	200
Brown 48/2 FFA/4 FM	12100	12100	Unch
Brown 48/3 FFA/4 FM	11900	11900	Unch
Brown 48/4 FM/* No FFA Guarantee	11500	11500	Unch
Sunflower Seed	6900	6900	Unch
Niger Seed (4% FM)	9000	9000	Unch

Disclaimer

The information and opinions contained in the document have been compiled from sources believed to be reliable. The company does not warrant its accuracy, completeness and correctness. Use of data and information contained in this report is at your own risk. This document is not, and should not be construed as, an offer to sell or solicitation to buy any commodities. This document may not be reproduced, distributed or published, in whole or in part, by any recipient hereof for any purpose without prior permission from the Company. IASL and its affiliates and/or their officers, directors and employees may have positions in any commodities mentioned in this document (or in any related investment) and may from time to time add to or dispose of any such commodities (or investment). Please see the detailed disclaimer at <http://www.agriwatch.com/disclaimer.php> © 2023 Indian Agribusiness Systems Limited