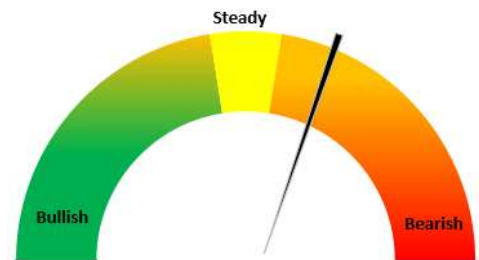


### Oilseeds Domestic Fundamentals:

#### Today's Update-

Today, In Indore Soybean plant prices remained steady at INR 5,600/Qtl as compared to previous day amid rebound subdued demand and weak global cues. Other market too witnessed weak sentiments. So far Soybean prices are trading well above MSP of 4300. Soybean (plant delivery, Indore) prices are expected to trade sideways with upward bias in the range of 5,500-6,000/qtl levels in the near-term amid good demand from millers.



#### International market update:

On Friday, CBOT Soy bean most active March Contract went marginally down by 0.92% to \$15.09/bushel after two days of consecutive gains.

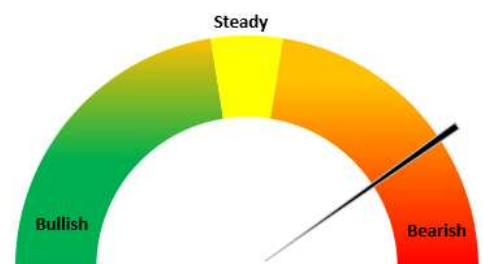
The Brazilian soybeans were 0.6% harvested late last week compared to 1.2% last year and 1.2% average according to AgRural. The early soybean harvest continues to be slowed by wet weather in central Brazil where farmers are worried that the quality of their early maturing soybeans may be negatively impacted if the wet weather continues.

According to customs data, China's soybean imports from the United States dropped 10% in 2022, Total soybean imports by China last year dropped 5.6% to 91.08 million tonnes, due to high global prices and weaker demand earlier in the year.

#### RM seed

#### Today's Update-

Today RM Seed Jaipur average prices went marginally up by 0.8% at INR 6,200/qtl. amid weak demand from millers and new crop arrivals. In most of the major mandis, 70-80% stockiest have off loaded their stocks and most of the traders have booked loss due to weakness in prices ahead of new crop arrival as per sources farmers are having more than 7.5 lakh tonnes and stock with stockiest and processors is to be estimated at 3.5 lakh tonnes of stocks.



#### Mustard crop loss :

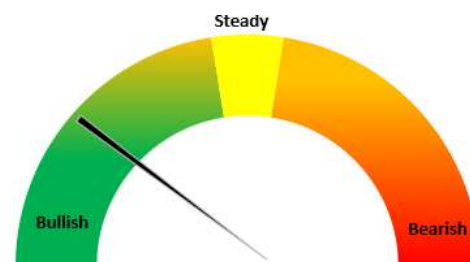
Agriwatch was anticipating early arrivals of new mustard crops, mainly from Rajasthan, as early crop sowing commenced amid congenial sowing weather conditions.

As per Agriwatch sources, Mustard crop loss is witnessed in the districts of Sikar, Sri Ganganagar, Hanumangarh, Jaisalmer, and Barmer due to cold wave. In the aforementioned districts, 20-40% crop loss is expected.

<b>Mustard and Rapeseed</b>			
<b>Area Covered (Lakh Ha) as of 27 January</b>			
<b>State</b>	<b>2022</b>	<b>2021</b>	<b>% Change</b>
Rajasthan	39.72	35.33	12.43%
Madhya.Pradesh	14.04	11.72	19.80%
Uttar.Pradesh	13.28	14.173	-6.31%
Haryana	7.323	7.563	-3.17%
West.Bengal	6.556	6.09	7.65%
Jharkhand	3.715	3.704	0.30%
Assam	3.336	3.196	4.38%
Gujarat	3.052	3.403	-10.31%
Others	6.148	5.05	21.74%
<b>Total</b>	<b>97.17</b>	<b>90.228</b>	<b>7.69%</b>

### Groundnut:

Rajkot Groundnut bold inshell prices went up by 4.2% to INR 7,610/Qtl amid low availability and good demand in the market. In upcoming days, Groundnut is likely to trade in the range of INR 6,700-8,000/Qtl. Exports in December stood at 17,444.69 Tonnes compared to the export of 24,914.43 Tonnes in previous month. China's export demand made 97.21% of the total exports at 16,957.125 tonnes. GN oil exports in December declined as China's demand dampened due to resurgence in covid cases. However, on Y-o-Y comparison exports are up by 271%.



### Aggressive hoarding pushes Groundnut seed and oil prices up after the abolition of the stock limit

As per the market sources, Stockiest are aggressively hoarding Groundnut (GN) seeds after the abolition of the stock limit on oilseeds and edible oils. GN seed prices are trading near 3 weeks high above Rs 6200/QTL. The revival of export demand from China in November pushed GN oil and seed prices significantly up. GN seed daily average prices for December at the Rajkot market witnessed a jump in prices by 7% from the low of Rs 5872/QTL to a high of Rs 6935/QTL, which closed at Rs 6300/QTL. GN oil in the Rajkot market witnessed a hike in prices by 6.77% from Rs 1500 to Rs 1600/10 Kg. However, the surge in covid cases in China again pushed for covid restrictions which would impact the export demand from India as well. At present, India is exporting GN seed to Bangladesh and South East Asian countries. Crushing of GN seed turned to disparity as seed prices shot up, while oil prices are gradually rising amid weak GN oil export demand due to covid. For the long term, GN oil and seed market is anticipated to be bullish as GN Kharif production is down due to low acreage and lower yield.

GN oil exports in November'22 jumped up sharply as China's demand for Indian groundnut oil revives. Exports in November stood at 24,914.43 Tonnes compared to the export of 3,952.90 Tonnes in previous month. China's export demand made 97.66% of the total exports at 24,331.69 tonnes.

Rabi Groundnut			
Area Covered (Lakh Ha) as of 27 January			
State	2022	2021	% Change
Karnataka	1.65	1.38	19.57%
Odisha	0.961	0.602	59.63%
Telangana.	0.865	1.262	-31.46%
Tamil.Nadu	0.792	0.629	25.91%
Andhra.Pradesh	0.719	0.677	6.20%
Others	0.236	0.164	43.90%
<b>Total</b>	<b>5.171</b>	<b>4.699</b>	<b>10.04%</b>

### Sunflower:

Today, sunflower prices at Mumbai traded steady at INR 6,900/Qtl as compared to the previous day.

### India's sunoil imports rise to record as Russia-Ukraine compete for market share

India, the world's largest importer of vegetable oil, is expected to see a significant increase in its sunflower oil imports to a record 473,000 tonnes in January, according to sources. This is a nearly three-fold increase in average monthly imports. The reason for this surge is due to top exporters Russia and Ukraine looking to decrease their stockpiles. However, this increase in sunflower oil imports may have a negative impact on India's palm oil imports and affect prices for Malaysian palm oil. The discounted price of sunflower oil compared to soyoil in December made it an attractive option for Indian buyers.

As per the USDA oilseed January 2023 (monthly) report, the world total production of sunflower seed is estimated to decrease by 11% and reach 51.07 MMT as compared to 57.3 MMT in the previous year. While the estimation for Russia is up by 6%, however very low in Ukraine by 43%, down by 8% in the EU, 4% up in Argentina and 9% up in Turkey. While in Russia it is projected to increase by 6%, however a drop of 43% is estimated in Ukraine while an increase of 4% in Argentina and the exports are estimated to be up by 240% in Russia at 0.8 MMT Vs 0.2 MMT previous year while 50% up in Ukraine at 2.4 MMT Vs 1.6 MMT in previous year. The world's total ending stocks are estimated to be down by 24% at 6 MMT Vs 7.9 MMT previous year. While in Russia it is estimated to be up by 28% at 1.2 MMT Vs 0.9 MMT, and down by 43% in Ukraine at 2.6 MMT as compared to previous year at 4.6 MMT.

Rabi Sunflower			
Area Covered (Lakh Ha) as of 27 January 2023			
State	2022	2021	% Change
Karnataka	0.46	0.72	-36.11%
Odisha	0.108	0.076	42.11%
Maharashtra	0.073	0.081	-9.38%
Andhra.Pradesh	0.056	0.046	21.74%
Telangana.	0.056	0.092	-39.13%
Others	0.102	0.089	14.61%
<b>Total</b>	<b>0.865</b>	<b>1.104</b>	<b>-21.65%</b>

The USDA has projected the Sunflower seed production in 2022-23 in India at 0.21 MT, that is up by 11% since last year that was at 0.19 MT. While the sunflower oil imports are forecast to go down by 5% at 1.8 MT as compared to 1.9 MT previous year.

**Sesame**

Today, sesame (White ) prices at Rajkot traded steady at INR 12,800/Qtl as compared to the INR 12,800/ Qtl previous day.

Sesamum			
Area Covered (Lakh Ha) as of 27 January 2023			
State	2022	2021	% Change
Odisha	0.281	0.262	7.25%
Tamil.Nadu	0.041	0.042	-2.38%
Andhra.Pradesh	0.028	0.031	-9.68%
Meghalaya	0.024	0.024	0.00%
Maharashtra	0.014	0.015	-6.67%
Others	0.029	0.035	-17.14%
<b>Total</b>	<b>0.417</b>	<b>0.409</b>	<b>1.96%</b>

**Oilseed Prices at Key Spot Markets:**

Commodity / Centre	Prices (Rs/Qtl)				Change
Soybean	28-Jan-23		27-Jan-23		
	Low	High	Low	High	
Indore –Plant	5450	5600	5450	5600	Unch
Indore–Mandi	5200	5400	5200	5400	Unch
Nagpur-Plant	5200	5400	5050	5450	-50
Nagpur – Mandi	5000	5200	4960	5160	40
Latur – Mandi	5000	5350	5000	5350	Unch
Akola – Mandi	4900	5200	4900	5050	150
Kota-Plant	5500	5700	5450	5550	150
Kota – Mandi	5300	5500	5150	5450	50
Bundi-Plant	5200	5400	5200	5400	Unch
Bundi-Mandi	Closed	Closed	5000	5250	-
Baran-Plant	5500	5700	5350	5650	50
Baran-Mandi	5300	5500	5150	5450	50
Bhawani/Jhalawar–Plant	5400	5500	5400	5500	Unch
Jhalwar-Mandi	5200	5400	5200	5400	Unch
<b>Rapeseed/Mustard</b>					
Jaipur-(Condition)	6172	6200	6125	6150	50
Alwar-(Condition)	5900	6000	5900	6000	Unch
Sri Ganganagar-(Non-Condition)	5600	5800	5500	5700	100
New Delhi–(Condition)	6000	6050	5950	6000	50
Kota-(Condition)	5500	5700	5500	5700	Unch
Agra-(Condition) Unpaid	6262	6357	6286	6381	-24
Neewai-(Condition)	5650	5850	5625	5825	25
Hapur (UP)-(Condition)	5900	6000	5900	6000	Unch
<b>Groundnut (Bold With shell)</b>					
Rajkot	5950	7610	5750	7300	310
Jadsan	NA	NA	5875	7050	-
Bikaner	6500	7600	6500	7600	Unch
<b>Groundnut (Bold Without shell 40/50)</b>					
Bikaner	10700	10700	10700	10700	Unch
<b>Sunflower Seed</b>					
Gulbarga	NA	NA	4500	5600	-
Latur	5600	5700	4500	4500	1200
Solapur	5600	5700	4500	4500	1200

Soybean Prices are in INR/qtl. (1 bag=90 kg). Mandi prices – Loose, Mustard Seed Prices are in INR/qt (1 bag=85 kg) C – Condition (42%), \*Groundnut seed in Rs/20 kg, Sunflower Seed in Rs/qtl.

**Oilseed Arrivals in Key Centers:**

Commodity / Centre	Arrivals in Bags/Qtl		Change
<b>Soybean</b>	<b>28-Jan-23</b>	<b>27-Jan-23</b>	
Madhya Pradesh	125000	125000	Unch
Maharashtra	150000	150000	Unch
Rajasthan	30000	30000	Unch
Indore(MP)	4000	5000	-1000
Latur(MH)	12500	14000	-1500
Kota (Raj)	3000	3000	Unch
<b>Rapeseed/Mustard</b>			
All India	140000	135000	5000
Rajasthan	30000	35000	-5000
Sri Ganganagar	1200	500	700
Kota	2000	1200	800
<b>Groundnut Seed</b>			
Rajkot (Gujarat)	1000	2000	-1000
<b>Sunflower Seed</b>			
Solapur (Maharashtra)	1300	1300	Unch

**Other Oilseed Prices at Mumbai (INR/100 Kg):**

Oilseeds	28-Jan-23	27-Jan-23	Change
Groundnut Kernel	8000	8000	Unch
Gr. Bolds 60/70	9900	9700	200
Gr. Javas 60/70	10800	10600	200
Gr Javas 70/80	10700	10500	200
Gr.Javas 80/90	10500	10300	200
KardiSeed 2% Exp Qly	5700	5700	Unch
Sesame White 98/2/1 FM	12800	12800	Unch
Whitish 95/5/FFA/1FM	12600	12600	Unch
Brown 48/2 FFA/4 FM	12100	12100	Unch
Brown 48/3 FFA/4 FM	11900	11900	Unch
Brown 48/4 FM/* No FFA Guarantee	11500	11500	Unch
Sunflower Seed	6900	6900	Unch
Niger Seed (4% FM)	9000	9000	Unch

**Disclaimer**

The information and opinions contained in the document have been compiled from sources believed to be reliable. The company does not warrant its accuracy, completeness and correctness. Use of data and information contained in this report is at your own risk. This document is not, and should not be construed as, an offer to sell or solicitation to buy any commodities. This document may not be reproduced, distributed or published, in whole or in part, by any recipient hereof for any purpose without prior permission from the Company. IASL and its affiliates and/or their officers, directors and employees may have positions in any commodities mentioned in this document (or in any related investment) and may from time to time add to or dispose of any such commodities (or investment). Please see the detailed disclaimer at <http://www.agriwatch.com/disclaimer.php> © 2023 Indian Agribusiness Systems Limited