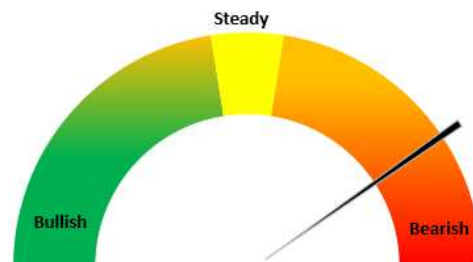


Oilseeds Domestic Fundamentals:

Today's Update-

Today, In Indore Soybean plant prices went marginally up by 0.89% to INR 5,650/Qtl as compared to previous day amid good demand from millers and firm global cues. Other market witnessed weak to steady sentiments. So far Soybean prices are trading well above MSP of 4300. Soybean (plant delivery, Indore) prices are expected to trade sideways with upward bias in the range of 5,500-6,000/qtl levels in the near-term amid good demand from millers.



International market update:

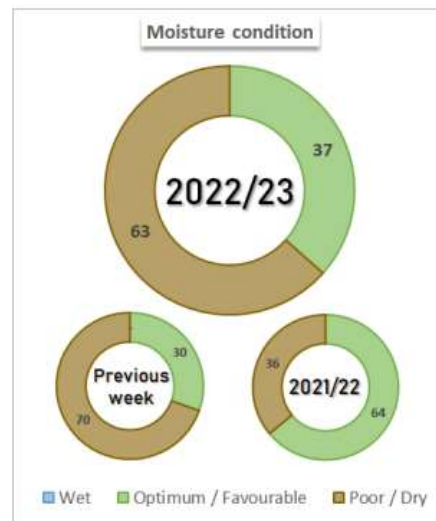
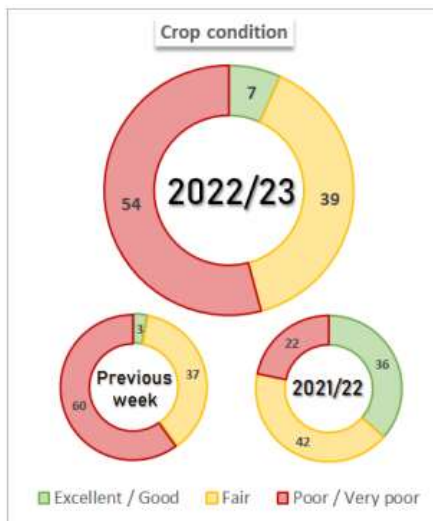
On Monday, CBOT Soy bean most active March Contract went up by 1.71% to \$15.35/bushel.

Trade participants expects higher US Soy oil stocks for December ahead of NOPA's estimates

Trade participants are anticipating higher US Soy oil stocks for December at 2.249 billion lbs, which is up by 5.21% compared to 2.108 billion lbs in November. December'22 crushing is also lower compared to 2.466 billion lbs on Y-o-Y basis. Crush estimates according to trade participants ranged from 2.220billion lbs to 2.300 million bushels, with a median of 2.236 billion lbs.

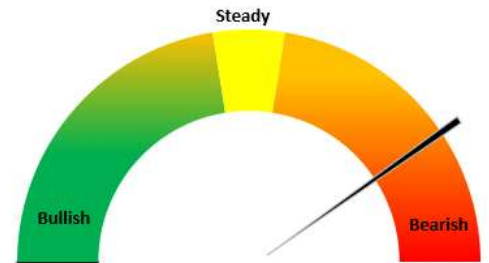
Argentina's 2021/2022 soybean harvest of 44 million tonnes had 80.6% of its sales covered as of last week, according to data from the country's agricultural ministry. This is lower than the 82.6% sold during the previous season at the same time. During the week of Jan. 12-18, producers sold only 42,000 tonnes of soy, which is one of the lowest weekly volumes reported in recent months.

The Buenos Aires Grain Exchange stated that 98.8% of the soybean crops for the 2022/23 season have been planted, which is less than last year's 100% and the average of 99.9%. The quality of the crops is rated with 54% as poor/very poor, 39% fair, and 7% good/excellent, an increase of 4% from the previous week.



RM seed
Today's Update-

Today RM Seed Jaipur average prices remained steady at INR 6,225/ql. amid weak demand from millers and new crop arrivals. Currently new crop arrivals is slowed because of rainfall in key growing areas.


Mustard crop loss :

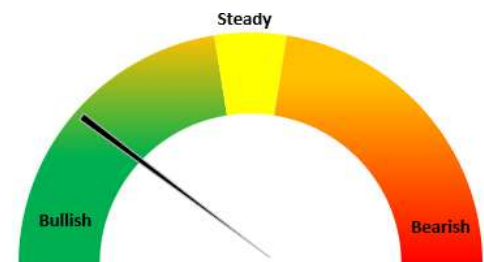
Agriwatch was anticipating early arrivals of new mustard crops, mainly from Rajasthan, as early crop sowing commenced amid congenial sowing weather conditions.

As per Agriwatch sources, Mustard crop loss is witnessed in the districts of Sikar, Sri Ganganagar, Hanumangarh, Jaisalmer, and Barmer due to cold wave. In the aforementioned districts, 20-40% crop loss is expected.

Mustard and Rapeseed			
Area Covered (Lakh Ha) as of 27 January			
State	2022	2021	% Change
Rajasthan	39.72	35.33	12.43%
Madhya.Pradesh	14.04	11.72	19.80%
Uttar.Pradesh	13.28	14.173	-6.31%
Haryana	7.323	7.563	-3.17%
West.Bengal	6.556	6.09	7.65%
Jharkhand	3.715	3.704	0.30%
Assam	3.336	3.196	4.38%
Gujarat	3.052	3.403	-10.31%
Others	6.148	5.05	21.74%
Total	97.17	90.228	7.69%

Groundnut:

Rajkot Groundnut bold inshell prices remained elevated at INR 7,500/Qtl amid low availability and good demand in the market. In upcoming days, Groundnut is likely to trade in the range of INR 6,700-8,000/Qtl. Exports in December stood at 17,444.69 Tonnes compared to the export of 24,914.43 Tonnes in previous month. China's export demand made 97.21% of the total exports at 16,957.125 tonnes. GN oil exports in December declined as China's demand dampened due to resurgence in covid cases. However, on Y-o-Y comparison exports are up by 271%.



Aggressive hoarding pushes Groundnut seed and oil prices up after the abolition of the stock limit

As per the market sources, Stockiest are aggressively hoarding Groundnut (GN) seeds after the abolition of the stock limit on oilseeds and edible oils. GN seed prices are trading near 3 weeks high above Rs 6200/QTL. The revival of export demand from China in November pushed GN oil and seed prices significantly up. GN seed daily average prices for December at the Rajkot market witnessed a jump in prices by 7% from the low of Rs 5872/QTL to a high of Rs 6935/QTL, which closed at Rs 6300/QTL. GN oil in the Rajkot market witnessed a hike in prices by 6.77% from Rs 1500 to Rs 1600/10 Kg. However, the surge in covid cases in China again pushed for covid restrictions which would impact the export demand from India as well. At present, India is exporting GN seed to Bangladesh and South East Asian countries. Crushing of GN seed turned to disparity as seed prices shot up, while oil prices are gradually rising amid weak GN oil export demand due to covid. For the long term, GN oil and seed market is anticipated to be bullish as GN Kharif production is down due to low acreage and lower yield.

GN oil exports in November'22 jumped up sharply as China's demand for Indian groundnut oil revives. Exports in November stood at 24,914.43 Tonnes compared to the export of 3,952.90 Tonnes in previous month. China's export demand made 97.66% of the total exports at 24,331.69 tonnes.

Rabi Groundnut			
Area Covered (Lakh Ha) as of 27 January			
State	2022	2021	% Change
Karnataka	1.65	1.38	19.57%
Odisha	0.961	0.602	59.63%
Telangana.	0.865	1.262	-31.46%
Tamil.Nadu	0.792	0.629	25.91%
Andhra.Pradesh	0.719	0.677	6.20%
Others	0.236	0.164	43.90%
Total	5.171	4.699	10.04%

Sunflower:

Today, sunflower prices at Gulbarga traded weak at INR 5,200/Qtl as compared to the previous day at 5,550/Qtl.

India's sunoil imports rise to record as Russia-Ukraine compete for market share

India, the world's largest importer of vegetable oil, is expected to see a significant increase in its sunflower oil imports to a record 473,000 tonnes in January, according to sources. This is a nearly three-fold increase in average monthly imports. The reason for this surge is due to top exporters Russia and Ukraine looking to decrease their stockpiles. However, this increase in sunflower oil imports may have a negative impact on India's palm oil imports and affect prices for Malaysian palm oil. The discounted price of sunflower oil compared to soyoil in December made it an attractive option for Indian buyers.

As per the USDA oilseed January 2023 (monthly) report, the world total production of sunflower seed is estimated to decrease by 11% and reach 51.07 MMT as compared to 57.3 MMT in the previous year. While the estimation for Russia is up by 6%, however very low in Ukraine by 43%, down by 8% in the EU, 4% up in Argentina and 9% up in Turkey. While in Russia it is projected to increase by 6%, however a drop of 43% is estimated in Ukraine while an increase of 4% in Argentina and the exports are estimated to be up by 240% in Russia at 0.8 MMT Vs 0.2 MMT previous year while 50% up in Ukraine at 2.4 MMT Vs 1.6 MMT in previous year. The world's total ending stocks are estimated to be down by 24% at 6 MMT Vs 7.9 MMT previous year. While in Russia it is estimated to be up by 28% at 1.2 MMT Vs 0.9 MMT, and down by 43% in Ukraine at 2.6 MMT as compared to previous year at 4.6 MMT.

Rabi Sunflower			
Area Covered (Lakh Ha) as of 27 January 2023			
State	2022	2021	% Change
Karnataka	0.46	0.72	-36.11%
Odisha	0.108	0.076	42.11%
Maharashtra	0.073	0.081	-9.88%
Andhra.Pradesh	0.056	0.046	21.74%
Telangana.	0.056	0.092	-39.13%
Others	0.102	0.089	14.51%
Total	0.865	1.104	-21.65%

The USDA has projected the Sunflower seed production in 2022-23 in India at 0.21 MT, that is up by 11% since last year that was at 0.19 MT. While the sunflower oil imports are forecast to go down by 5% at 1.8 MT as

compared to 1.9 MT previous year.

Sesame

Today, sesame (White) prices at Rajkot traded steady at INR 12,800/Qtl as compared to the INR 12,800/ Qtl previous day.

Sesamum			
Area Covered (Lakh Ha) as of 27 January 2023			
State	2022	2021	% Change
Odisha	0.281	0.262	7.25%
Tamil.Nadu	0.041	0.042	-2.38%
Andhra.Pradesh	0.028	0.031	-9.68%
Meghalaya	0.024	0.024	0.00%
Maharashtra	0.014	0.015	-6.67%
Others	0.029	0.035	-17.14%
Total	0.417	0.409	1.96%

Oilseed Prices at Key Spot Markets:

Commodity / Centre	Prices (Rs/Qtl)				Change
Soybean	31-Jan-23		30-Jan-23		
	Low	High	Low	High	
Indore –Plant	5500	5650	5450	5600	50
Indore–Mandi	5300	5550	5200	5400	150
Nagpur-Plant	5475	5575	5475	5575	Unch
Nagpur – Mandi	5200	5400	5050	5450	-50
Latur – Mandi	5100	5320	5020	5390	-70
Akola – Mandi	5000	5300	5000	5300	Unch
Kota-Plant	5500	5700	5500	5700	Unch
Kota – Mandi	5300	5500	5300	5500	Unch
Bundi-Plant	5200	5400	5200	5400	Unch
Bundi-Mandi	5000	5200	Closed	Closed	-
Baran-Plant	5500	5700	5500	5700	Unch
Baran-Mandi	5300	5500	5300	5500	Unch
Bhawani/Jhalawar–Plant	5400	5500	5500	5600	-100
Jhalwar-Mandi	5200	5400	5300	5500	-100
Rapeseed/Mustard					
Jaipur-(Condition)	6200	6225	6200	6225	Unch

Alwar-(Condition)	5750	5800	5750	5800	Unch
Sri Ganganagar-(Non-Condition)	5400	5600	5500	5700	-100
New Delhi-(Condition)	6100	6150	6050	6100	50
Kota-(Condition)	5400	5600	5400	5600	Unch
Agra-(Condition) Unpaid	6286	6381	6333	6429	-48
Neewai-(Condition)	5650	5850	5650	5850	Unch
Hapur (UP)-(Condition)	5800	5900	5800	5900	Unch
Groundnut (Bold With shell)					
Rajkot	7000	7500	NA	NA	-
Jadsan	NA	NA	NA	NA	-
Bikaner	6500	7600	6500	7600	Unch
Groundnut (Bold Without shell 40/50)					
Bikaner	10700	10700	10700	10700	Unch
Sunflower Seed					
Gulbarga	4400	5200	4500	5550	-350
Latur	5600	5700	4500	5500	200
Solapur	5600	5700	4500	5500	200
Soybean Prices are in INR/qtl. (1 bag=90 kg). Mandi prices – Loose, Mustard Seed Prices are in INR/qt (1 bag=85 kg) C – Condition (42%), *Groundnut seed in Rs/20 kg, Sunflower Seed in Rs/qtl.					

Oilseed Arrivals in Key Centers:

Commodity / Centre	Arrivals in Bags/Qtl		Change
Soybean	31-Jan-23	30-Jan-23	
Madhya Pradesh	200000	150000	50000
Maharashtra	150000	175000	-25000
Rajasthan	30000	25000	5000
Indore(MP)	5000	5000	Unch
Latur(MH)	12500	8815	3685
Kota (Raj)	3000	3000	Unch
Rapeseed/Mustard			
All India	125000	125000	Unch
Rajasthan	25000	25000	Unch
Sri Ganganagar	300	500	-200
Kota	2000	2000	Unch
Groundnut Seed			
Rajkot (Gujarat)	NA	NA	-
Sunflower Seed			
Solapur (Maharashtra)	1300	1300	Unch

Other Oilseed Prices at Mumbai (INR/100 Kg):

Oilseeds	31-Jan-23	30-Jan-23	Change
Groundnut Kernel	8100	8050	50
Gr. Bolds 60/70	9900	9900	Unch
Gr. Javas 60/70	10800	10800	Unch
Gr Javas 70/80	10700	10700	Unch
Gr.Javas 80/90	10500	10500	Unch
KardiSeed 2% Exp Qly	5700	5700	Unch
Sesame White 98/2/1 FM	12800	12800	Unch
Whitish 95/5/FFA/1FM	12600	12600	Unch
Brown 48/2 FFA/4 FM	12100	12100	Unch
Brown 48/3 FFA/4 FM	11900	11900	Unch
Brown 48/4 FM/* No FFA Guarantee	11500	11500	Unch
Sunflower Seed	6900	6900	Unch
Niger Seed (4% FM)	9000	9000	Unch

Disclaimer

The information and opinions contained in the document have been compiled from sources believed to be reliable. The company does not warrant its accuracy, completeness and correctness. Use of data and information contained in this report is at your own risk. This document is not, and should not be construed as, an offer to sell or solicitation to buy any commodities. This document may not be reproduced, distributed or published, in whole or in part, by any recipient hereof for any purpose without prior permission from the Company. IASL and its affiliates and/or their officers, directors and employees may have positions in any commodities mentioned in this document (or in any related investment) and may from time to time add to or dispose of any such commodities (or investment). Please see the detailed disclaimer at <http://www.agriwatch.com/disclaimer.php> © 2023 Indian Agribusiness Systems Limited