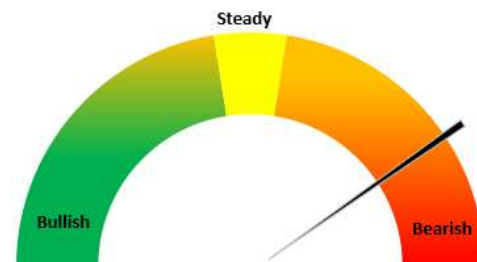


Oilseeds Domestic Fundamentals:

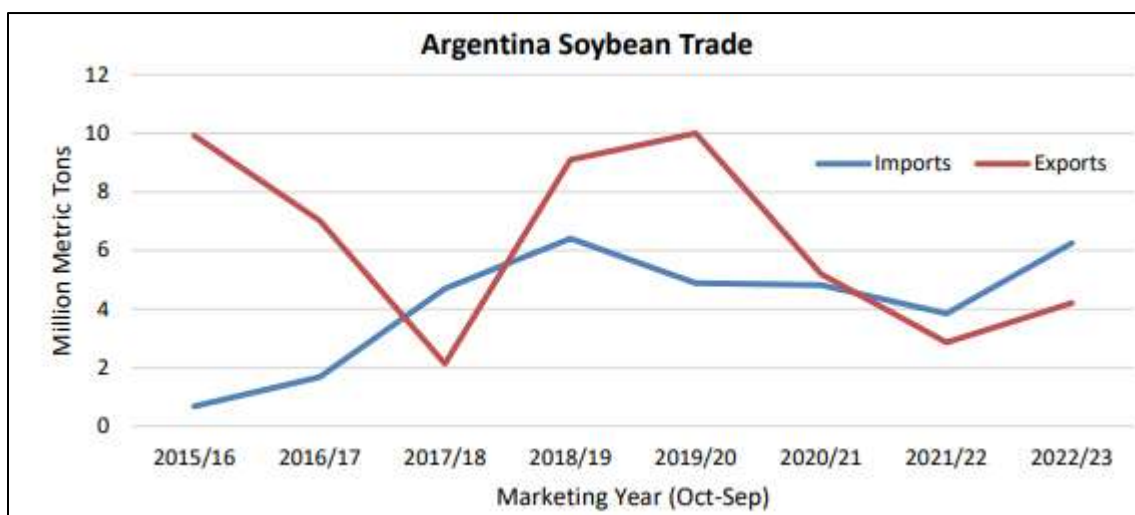
Today's Update-

Today, In Indore Soybean plant prices remained steady at 5,600/Qtl as compared to previous day amid subdued demand. Other market witnessed mixed sentiments with firm bias. So far Soybean prices are trading well above MSP of 4300. Soybean (plant delivery, Indore) prices are expected to trade sideways with upward bias in the range of 5,500-6,000/qtl levels in the near-term amid good demand from millers.



International market update:

Argentine soybean exports have decreased while imports have increased due to the contraction in production



The continuous reduction in Argentina's soybean production for the second consecutive month has been attributed to the drought and extreme temperatures in the main producing areas. The shrinking production is projected to bring the total supply to five-year lows, leading to a decline in exports and crush.

The difficulty in procuring soybeans due to slow selling by farmers, who are retaining their crops to hedge against inflation and political uncertainty, is another hindrance faced by exporters and crushers. The export forecast has been reduced by 1.5 million tons, with a year-over-year increase in the 2022/23 exports forecast of 3.0 million tons. However, exports during the final 10 months of the marketing year (Dec-Sep) are estimated at 1.2 million tons, which would be the lowest in nearly three decades.

The soybean crush has also decreased by 700,000 tons to 37.3 million (Oct-Sep) due to limited supplies. To counter the reduced domestic supply, crushers are expected to increase imports from Brazil and Paraguay. The imports have been raised to 6.3 million tons, marking the second-highest level in the USDA database

According to USDA Feb'23 report, 2021-22 Soy production estimate for India kept unchanged at 12 million tonnes as compared to previous month, however last year it was 11.9 MMT. US soy production kept unchanged at 116.3 MMT as compared to previous month's estimate, while last year it was 121.52 MMT.

However, Argentina's 2022-23 soy production reduced to 41 MMT Vs 45.5 MMT previous month estimates and previous year at 43.9 MMT, Brazil soy production kept unchanged at 153 MMT compared to previous month estimates while last year it was 129.5 MMT.

According to AgRural, 9% of Brazil's soybeans were harvested as of late last week, a 4% increase from the same time last year. Mato Grosso is ahead of the game with 24% of soybean harvest completed.

2022/23 Argentina Soybeans 99% Planted

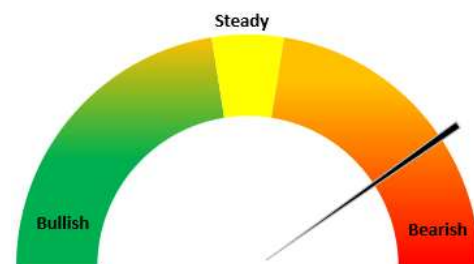
As of last week, 98.8% of the 2022/23 soybeans in Argentina had been planted, falling short of last year's 100% and the 99.9% average. Despite the ideal planting window closing, recent rains may encourage farmers to plant the remaining soybeans. The soybeans' current rating stands at 54% poor/very poor, 39% fair, and 7% good/excellent, with the latter category increasing by 4% from the prior week. The soil moisture for the soybeans is rated 63% short/very short and 37% favourable/optimum, with the latter also seeing a 7% increase from the previous week.

RM seed

Today's Update-

- Today RM Seed Jaipur average prices went up by 0.84% to INR 5,975/qtl. on weather concern.
- The mustard crop in the states of Rajasthan, Uttar Pradesh, and Madhya Pradesh has reached maturity and is poised for full-scale harvesting. At present, some mandis are receiving new crops with a moisture content ranging from 15-20%.

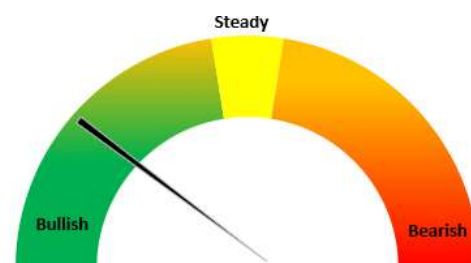
This season's record-high mustard seed sowing of 9.8 million hectare, combined with favorable weather conditions in key growing regions, is expected to result in a bumper output of mustard seed. This increase in production will reduce the country's dependence on imports for edible oils. Harvesting of mustard seed is set to begin at the end of this month, and prices are predicted to be at least 20% above the government's minimum support price of Rs 5,450/quintal. As per Agriwatch preliminary estimates mustard seed production is likely to exceed 11.2 million tonnes in the 2022-23 crop year, a 5% increase from the previous year. The higher area and productivity are expected to lead to increased oilseed production and lower demand for imported edible oils. India imports 56% of its annual edible oil consumption, valued at Rs 1.5 trillion in FY22. The country produces 44% of its domestic edible oil, with mustard being the largest contributor at 39%, followed by soybean (24%) and groundnut (7%).



Mustard and Rapeseed			
Area Covered (Lakh Ha) as of 3 February 2023			
State	2022	2021	% Change
Rajasthan	38.52	33.92	13.57%
Madhya Pradesh	14.04	11.72	19.80%
Uttar Pradesh	8.94	9.88	-9.52%
Haryana	7.32	7.56	-3.16%
West Bengal	6.59	6.09	8.23%
Jharkhand	3.87	4.05	-4.44%
Assam	3.34	3.20	4.38%
Gujarat	3.05	3.40	-10.32%
Others	12.35	11.43	8.02%
Total	98.02	91.25	7.42%

Groundnut:

Rajkot Groundnut bold inshell prices went up by 2.39% to INR 7,500/Qtl amid low availability and good demand in the market. In upcoming days, Groundnut is likely to trade in the range of INR 6,700-8,000/Qtl. Exports in December stood at 17,444.69 Tonnes compared to the export of 24,914.43 Tonnes in previous month. China's export demand made 97.21% of the total exports at 16,957.125 tonnes. GN oil exports in December declined as China's demand dampened due to resurgence in covid cases. However, on Y-o-Y comparison exports are up by 271%.



Rabi Groundnut			
Area Covered (Lakh Ha) as of 3 February 2023			
State	2022	2021	% Change
Karnataka	1.650	1.380	19.57%
Odisha	1.099	0.773	42.23%
Tamil Nadu	0.942	0.806	16.85%
Telangana	0.932	1.283	-27.37%
Andhra Pradesh	0.814	0.826	-1.42%
Others	0.240	0.160	50.00%
Total	5.678	5.228	8.60%

The winter crops in Gujarat and Rajasthan have ended early by three months due to imports of over 50,000 tons from China and Vietnam. The state trading agency only covered 35,000 tons of the main crop with the minimum support price. The summer crop in Gujarat is expected to expand in February with higher profits for farmers. However, current exports cannot match pricing and some are reserved for sowing. Despite high kernel prices, oil prices remain strong. Spanish crops have increased supply (45,000 bags/day) with the harvest, making prices (\$1475/t) too high for exports or value addition. Prices are expected to fall due to a bumper crop supply from 4 major producing states in India, Andhra, Telangana, Karnataka and Tamil Nadu. A prolonged timeframe is anticipated for the bumper crop supply.

Sunflower:

Today, sunflower prices at Gulbarga traded with weak bias at INR 5,000/Qtl. amid sluggish trading activities in the market.

India's sun-oil imports rise to record as Russia-Ukraine compete for market share

India, the world's largest importer of vegetable oil, is expected to see a significant increase in its sunflower oil imports to a record 473,000 tonnes in January, according to sources. This is a nearly three-fold increase in average monthly imports. The reason for this surge is due to top exporters Russia and Ukraine looking to decrease their stockpiles. However, this increase in sunflower oil imports may have a negative impact on India's palm oil imports and affect prices for Malaysian palm oil. The discounted price of sunflower oil compared to soyoil in December made it an attractive option for Indian buyers.

As per the USDA oilseed January 2023 (monthly) report, the world total production of sunflower seed is estimated to decrease by 11% and reach 51.07 MMT as compared to 57.3 MMT in the previous year. While the estimation for Russia is up by 6%, however very low in Ukraine by 43%, down by 8% in the EU, 4% up in Argentina and 9% up in Turkey. While in Russia it is projected to increase by 6%, however a drop of 43% is estimated in Ukraine while an increase of 4% in Argentina and the exports are estimated to be up by 240% in Russia at 0.8 MMT Vs 0.2 MMT previous year while 50% up in Ukraine at 2.4 MMT Vs 1.6 MMT in previous year. The world's total ending stocks are estimated to be down by 24% at 6 MMT Vs 7.9 MMT previous year. While in Russia it is estimated to be up by 28% at 1.2 MMT Vs 0.9 MMT, and down by 43% in Ukraine at 2.6 MMT as compared to previous year at 4.6 MMT.

Rabi Sunflower			
Area Covered (Lakh Ha) as of 3 February 2023			
State	2022	2021	% Change
Karnataka	0.460	0.720	-36.11%
Odisha	0.137	0.098	40.56%
Maharashtra	0.084	0.091	-8.51%
Telangana	0.066	0.108	-39.02%
Andhra Pradesh	0.065	0.062	5.40%
Others	0.100	0.090	11.11%
Total	0.91	1.17	-21.98%

The USDA has projected the Sunflower seed production in 2022-23 in India at 0.21 MT, that is up by 11% since last year that was at 0.19 MT. While the sunflower oil imports are forecast to go down by 5% at 1.8 MT as compared to 1.9 MT previous year.

Sesame

Today, sesame (White) prices at Mumbai traded firm at INR 13,000/Qtl as compared to previous day at INR 12,800/Qtl.

Sesamum			
Area Covered (Lakh Ha) as of 3 February 2023			
State	2022	2021	% Change
Odisha	0.320	0.300	6.51%
Tamil.Nadu	0.062	0.059	5.43%
Andhra.Pradesh	0.047	0.069	-32.17%
Meghalaya	0.024	0.024	0.46%
Telangana	0.023	0.046	-49.63%
Others	0.030	0.040	-25.00%
Total	0.51	0.54	-6.00%

Oilseed Prices at Key Spot Markets:

Commodity / Centre	Prices (Rs/Qtl)				Change
Soybean	13-Feb-23		11-Feb-23		
	Low	High	Low	High	
Indore –Plant	5500	5600	5500	5600	Unch
Indore–Mandi	5350	5550	5325	5525	25
Nagpur-Plant	5200	5400	5250	5450	-50
Nagpur – Mandi	5025	5225	5040	5240	-15
Latur – Mandi	5300	5400	5200	5400	Unch
Akola – Mandi	4900	5350	4900	5175	175
Kota-Plant	5500	5700	5450	5650	50
Kota – Mandi	5300	5500	5250	5450	50
Bundi-Plant	5400	5500	5400	5500	Unch
Bundi-Mandi	5200	5300	5200	5300	Unch
Baran-Plant	5400	5600	5300	5500	100
Baran-Mandi	5300	5500	5200	5400	100
Bhawani / Jhalawar–Plant	5450	5550	5450	5550	Unch
Bhawani /Jhalwar-Mandi	5250	5450	5250	5450	Unch
Rapeseed/Mustard					
Jaipur-(Condition)	6000	6025	5950	5975	50
Alwar-(Condition)	5600	5700	5550	5650	50
Sri Ganganagar-(Non-Condition)	5450	5550	5300	5400	150
New Delhi–(Condition)	5850	5900	5800	5850	50
Kota-(Condition)	5600	5800	5500	5700	100
Agra-(Condition)	6143	6190	6238	6286	-95
Neewai-(Loose)	5550	5650	5450	5550	100
Hapur (UP)-(Condition)	5750	5800	5700	5750	50
Groundnut Seed (with shell)					
Rajkot	6200	7500	5950	7325	175
Jasdan	NA	NA	NA	NA	-
Bikaner	6000	7600	6000	7600	Unch
Groundnut (Bold Without shell 40/50)					
Bikaner	10800	10800	10800	10800	Unch
Sunflower Seed					
Gulbarga	4500	5000	4515	5500	-500
Latur	NA	NA	NA	NA	-
Sholapur	NA	NA	NA	NA	-

Soybean Prices are in INR/qtl. (1 bag=90 kg). Mandi prices – Loose, Mustard Seed Prices are in INR/qt (1 bag=85 kg) C – Condition (42%), *Groundnut seed in Rs/100 kg, Sunflower Seed in Rs/qtl.

Oilseed Arrivals in Key Centers:

Commodity / Centre	Arrivals in Bags/Qtl		Change
Soybean	13-Feb-23	11-Feb-23	
Madhya Pradesh	180000	150000	30000
Maharashtra	150000	175000	-25000
Rajasthan	25000	25000	Unch
Indore(MP)	2000	2000	Unch
Latur(MH)	15000	10000	5000
Kota (Raj)	5000	5000	Unch
Rapeseed/Mustard			
All India	375000	300000	75000
Rajasthan	125000	75000	50000
Alwar	5000	5000	Unch
Sri Ganganagar	700	400	300
Kota	8000	8000	Unch
Groundnut Seed			
Rajkot (Gujarat)	1750	1100	650
Sunflower Seed			
Sholapur (Maharashtra)	NA	NA	-

Other Oilseed Prices at Mumbai (INR/100 Kg):

Oilseeds	13-Feb-23	11-Feb-23	Change
Groundnut Kernel	8350	8250	100
Gr. Bolds 60/70	10000	10100	-100
Gr. Javas 60/70	10900	11000	-100
Gr Javas 70/80	10800	10900	-100
Gr.Javas 80/90	10600	10700	-100
KardiSeed 2% Exp Qly	5600	5600	Unch
Sesame White 98/2/1 FM	13000	13000	Unch
Whitish 95/5/FFA/1FM	12800	12800	Unch
Brown 48/2 FFA/4 FM	12100	12100	Unch
Brown 48/3 FFA/4 FM	11900	11900	Unch
Brown 48/4 FM/* No FFA Guarantee	11500	11500	Unch
Sunflower Seed	6600	6600	Unch
Niger Seed (4% FM)	9000	8800	200

Disclaimer

The information and opinions contained in the document have been compiled from sources believed to be reliable. The company does not warrant its accuracy, completeness and correctness. Use of data and information contained in this report is at your own risk. This document is not, and should not be construed as, an offer to sell or solicitation to buy any commodities. This document may not be reproduced, distributed or published, in whole or in part, by any recipient hereof for any purpose without prior permission from the Company. IASL and its affiliates and/or their officers, directors and employees may have positions in any commodities mentioned in this document (or in any related investment) and may from time to time add to or dispose of any such commodities (or investment). Please see the detailed disclaimer at <http://www.agriwatch.com/disclaimer.php> © 2023 Indian Agribusiness Systems Limited