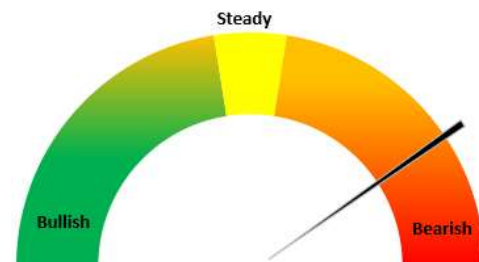


Oilseeds Domestic Fundamentals:

Today's Update-

Today, In Indore Soybean plant prices witnessed marginal loss and went down by 0.44% to 5,650/Qtl as compared to previous day amid subdued demand. Most of the market witnessed mixed sentiments. So far Soybean prices are trading well above MSP of 4300. Soybean (plant delivery, Indore) prices are expected to trade sideways with upward bias in the range of 5,500-6,000/qtl levels in the near-term amid good demand from millers.



International market update:

CBOT Soy bean Futures (\$/ Bushels)					
Contract	% Change	Open	High	Low	Close
Mar-23	+3'4 (+0.23%)	15.35	15.39	15.42	15.34
May-23	+2'6 (+0.18%)	15.30	15.35	15.37	15.29
Jul-23	+2'4 (+0.17%)	15.23	15.27	15.30	15.22
Aug-23	+3'0 (+0.20%)	14.89	14.93	14.96	14.89

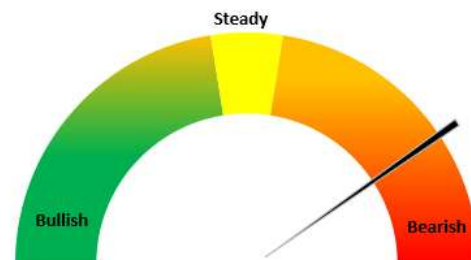
According to data released on Wednesday by the grain exporters association Anec, Brazil's soybean exports for February are estimated to reach up to 8.3 million tonnes. This represents a decrease from the same period last year, which is attributed to a slower harvest in 2023. Anec had previously projected soybean exports of up to 9.39 million tonnes for the month, but as of last week, the estimate has been revised downward. Nonetheless, even with the revised estimate, February 2023's soybean exports are expected to exceed the 9.1 million tonnes exported in February 2022.

RM seed

Today's Update-

- Today RM Seed Jaipur average prices went up by 0.4% to INR 5,850/qtl. amid new crop arrivals.
- The mustard crop in the states of Rajasthan, Uttar Pradesh, and Madhya Pradesh has reached maturity and is poised for full-scale harvesting. At present, some mandis are receiving new crops with high moisture content.

This season's record-high mustard seed sowing of 9.8 million hectare, combined with favorable weather conditions in key growing regions, is expected to result in a bumper output of mustard seed. This increase in production will reduce the country's dependence on imports for edible oils. Harvesting of mustard seed is set to begin at the end of this month, and prices are predicted to be at least 20% above the government's minimum support price of Rs 5,450/quintal. As per Agriwatch preliminary estimates mustard seed production is likely to exceed 11.2 million tonnes in the 2022-23 crop year, a 5% increase from the previous year. The higher area and productivity are expected to lead to increased oilseed production and lower demand for imported edible oils. India imports 56% of its annual edible oil consumption, valued at Rs 1.5 trillion in FY22. The country produces 44% of its domestic edible oil, with mustard being the largest contributor at 39%, followed by soybean (24%) and groundnut (7%).

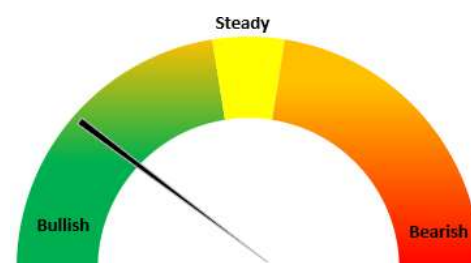


Mustard and Rapeseed			
Area Covered (Lakh Ha) as of 3 February 2023			
State	2022	2021	% Change
Rajasthan	38.52	33.92	13.57%
Madhya Pradesh	14.04	11.72	19.80%
Uttar Pradesh	8.94	9.88	-9.52%
Haryana	7.32	7.56	-3.16%
West Bengal	6.59	6.09	8.23%
Jharkhand	3.87	4.05	-4.44%
Assam	3.34	3.20	4.38%
Gujarat	3.05	3.40	-10.32%
Others	12.35	11.43	8.02%
Total	98.02	91.25	7.42%

Groundnut:

Rajkot groundnut bold prices traded with firm sentiments and went up by 1.7% to INR 7,500/Qtl. In upcoming days, Groundnut is likely to trade range bound in the range of INR 7,000-7,800/Qtl.

The prices of groundnut oil in Rajkot have recently experienced a sudden increase, and trading at all time high of INR 1,725 for 10 kg, which is the highest it has been in nine days. This spike in prices is due to a shortage of supply and an increase in demand. Similarly, groundnut bold prices in Rajkot have also been trading with a strong sentiment, reaching an average price of INR 6,975 per quintal, which is the highest it has been in ten days, in tandem with the groundnut oil prices. According to sources, large companies are purchasing groundnuts at higher prices, which has led to an increase in end-market prices.



Rabi Groundnut			
Area Covered (Lakh Ha) as of 3 February 2023			
State	2022	2021	% Change
Karnataka	1.650	1.380	19.57%
Odisha	1.099	0.773	42.23%
Tamil Nadu	0.942	0.806	16.85%
Telangana	0.932	1.283	-27.37%
Andhra Pradesh	0.814	0.826	-1.42%
Others	0.240	0.160	50.00%
Total	5.678	5.228	8.60%

The winter crops in Gujarat and Rajasthan have ended early by three months due to imports of over 50,000 tons from China and Vietnam. The state trading agency only covered 35,000 tons of the main crop with the minimum support price. The summer crop in Gujarat is expected to expand in February with higher profits for farmers. However, current exports cannot match pricing and some are reserved for sowing. Despite high kernel prices, oil prices remain strong. Spanish crops have increased supply (45,000 bags/day) with the harvest, making prices (\$1475/t) too high for exports or value addition. Prices are expected to fall due to a bumper crop supply from 4 major producing states in India, Andhra, Telangana, Karnataka and Tamil Nadu. A prolonged timeframe is anticipated for the bumper crop supply.

Sunflower:

Today, Gulbarga market traded steady at INR 5,250/Qtl amid subdued trading activities.

As per the USDA oilseed February 2023 (monthly) report, the world total production of sunflower seed is estimated to decrease by 11% and reach 51.07 MMT as compared to 57.3 MMT in the previous year. While in Russia it is projected to increase by 3%, however a drop of 41% is estimated in Ukraine while an increase of 9% in Argentina and the exports are estimated to be up by 240% in Russia at 0.8 MMT Vs 0.2 MMT previous year while 50% up in Ukraine at 2.4 MMT Vs 1.6 MMT in previous year. The world's total ending stocks are estimated to be down by 40% at 4.8 MMT Vs 8 MMT previous year. While in Russia it is estimated to be down by 23% at 0.7 MMT Vs 0.9 MMT, and down by 61% in Ukraine at 1.8 MMT as compared to previous year at 4.6 MMT.

Rabi Sunflower			
Area Covered (Lakh Ha) as of 3 February 2023			
State	2022	2021	% Change
Karnataka	0.460	0.720	-36.11%
Odisha	0.137	0.098	40.56%
Maharashtra	0.084	0.091	-8.51%
Telangana	0.066	0.108	-39.02%
Andhra Pradesh	0.065	0.062	5.40%
Others	0.100	0.090	11.11%
Total	0.91	1.17	-21.98%

Sesame

Today, sesame (White) prices at Mumbai remained stable at INR 12,900/Qtl as compared to previous day.

Sesamum			
Area Covered (Lakh Ha) as of 3 February 2023			
State	2022	2021	% Change
Odisha	0.320	0.300	6.51%
Tamil.Nadu	0.062	0.059	5.43%
Andhra.Pradesh	0.047	0.069	-32.17%
Meghalaya	0.024	0.024	0.46%
Telangana	0.023	0.046	-49.63%
Others	0.030	0.040	-25.00%
Total	0.51	0.54	-6.00%

Oilseed Prices at Key Spot Markets:

Commodity / Centre	Prices (Rs/Qtl)				Change
Soybean	23-Feb-23		22-Feb-23		
	Low	High	Low	High	
Indore –Plant	5550	5650	5575	5675	-25
Indore–Mandi	5300	5550	5250	5575	-25
Nagpur-Plant	5450	5650	5200	5620	30
Nagpur – Mandi	5250	5450	4650	5420	30
Latur – Mandi	5400	5475	5200	5500	-25
Akola – Mandi	4900	5300	4900	5250	50
Kota-Plant	5500	5700	5450	5650	50
Kota – Mandi	5300	5500	5250	5450	50
Bundi-Plant	5400	5600	5400	5600	Unch
Bundi-Mandi	5200	5400	5200	5400	Unch
Baran-Plant	5400	5500	5450	5550	-50
Baran-Mandi	5200	5400	5250	5450	-50
Bhawani / Jhalawar–Plant	5400	5600	5450	5550	50
Bhawani /Jhalwar-Mandi	5300	5500	5250	5450	50
Rapeseed/Mustard					
Jaipur-(Condition)	5825	5850	5800	5825	25
Alwar-(Condition)	5550	5600	5600	5650	-50
Sri Ganganagar-(Non-Condition)	5000	5300	5025	5325	-25
New Delhi–(Condition)	5750	5800	5700	5750	50
Kota-(Condition)	5500	5700	5400	5600	100
Agra-(Condition)	5976	6024	6000	6048	-24
Neewai-(Loose)	5300	5400	5350	5450	-50
Hapur (UP)-(Condition)	5650	5700	5575	5625	75
Groundnut Seed (with shell)					
Rajkot	6250	7500	6250	7375	75
Jasdan	NA	NA	NA	NA	Unch
Bikaner	6500	7500	6200	7800	125
Groundnut (Bold Without shell 40/50)					
Bikaner	11000	11000	11000	11000	Unch
Sunflower Seed					
Gulbarga	-	-	4000	5250	-
Latur	NA	NA	NA	NA	-
Sholapur	NA	NA	NA	NA	-

Soybean Prices are in INR/qtl. (1 bag=90 kg). Mandi prices – Loose, Mustard Seed Prices are in INR/qt (1 bag=85 kg) C – Condition (42%), *Groundnut seed in Rs/100 kg, Sunflower Seed in Rs/qtl.

Oilseed Arrivals in Key Centers:

Commodity / Centre	Arrivals in Bags/Qtl		Change
Soybean	23-Feb-23	22-Feb-23	
Madhya Pradesh	170000	180000	-10000
Maharashtra	150000	160000	-10000
Rajasthan	22000	22000	Unch
Indore(MP)	4000	3000	1000
Latur(MH)	25000	10370	14630
Kota (Raj)	4000	2200	1800
Rapeseed/Mustard			
All India	805000	800000	5000
Rajasthan	305000	295000	10000
Alwar	6000	5000	1000
Sri Ganganagar	700	800	-100
Kota	17000	32000	-15000
Groundnut Seed			
Rajkot (Gujarat)	1000	1200	-200
Sunflower Seed			
Sholapur (Maharashtra)	NA	NA	-

Other Oilseed Prices at Mumbai (INR/100 Kg):

Oilseeds	23-Feb-23	22-Feb-23	Change
Groundnut Kernel	8500	8550	-50
Gr. Bolds 60/70	10100	10100	Unch
Gr. Javas 60/70	11000	11000	Unch
Gr Javas 70/80	10900	10900	Unch
Gr.Javas 80/90	10700	10700	Unch
KardiSeed 2% Exp Qly	5300	5300	Unch
Sesame White 98/2/1 FM	12900	12900	Unch
Whitish 95/5/FFA/1FM	12700	12700	Unch
Brown 48/2 FFA/4 FM	12100	12100	Unch
Brown 48/3 FFA/4 FM	11900	11900	Unch
Brown 48/4 FM/* No FFA Guarantee	11500	11500	Unch
Sunflower Seed	6600	6600	Unch
Niger Seed (4% FM)	9000	9000	Unch

Disclaimer

The information and opinions contained in the document have been compiled from sources believed to be reliable. The company does not warrant its accuracy, completeness and correctness. Use of data and information contained in this report is at your own risk. This document is not, and should not be construed as, an offer to sell or solicitation to buy any commodities. This document may not be reproduced, distributed or published, in whole or in part, by any recipient hereof for any purpose without prior permission from the Company. IASL and its affiliates and/or their officers, directors and employees may have positions in any commodities mentioned in this document (or in any related investment) and may from time to time add to or dispose of any such commodities (or investment). Please see the detailed disclaimer at <http://www.agriwatch.com/disclaimer.php> © 2023 Indian Agribusiness Systems Limited