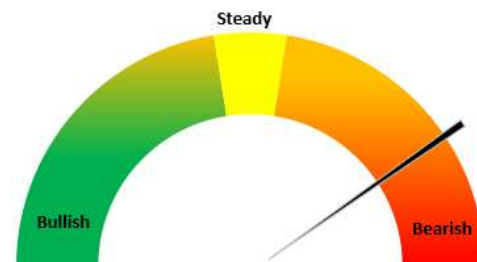


## Oilseeds Domestic Fundamentals:

### Today's Update-

Today, In Indore Soybean plant prices remained stable at INR 5,550/Qtl as compared to previous day in tandem with soy oil prices most of the market witnessed weak sentiments. So far Soybean prices are trading well above MSP of 4300. Soybean (plant delivery, Indore) prices are expected to trade sideways with upward bias in the range of 5,500-5,800/qtl levels in the near-term amid good demand from millers.



### International market update:

CBOT Soy bean Futures (\$/ Bushels)					
Contract	% Change	Open	High	Low	Close
<b>Mar-23</b>	+1'0 (+0.07%)	15.29	15.31	15.25	15.30
<b>May-23</b>	+2'0 (+0.13%)	15.19	15.23	15.16	15.21
<b>Jul-23</b>	+1'0 (+0.07%)	15.08	15.11	15.04	15.09
<b>Aug-23</b>	-0'6 (-0.05%)	14.76	14.77	14.72	14.75

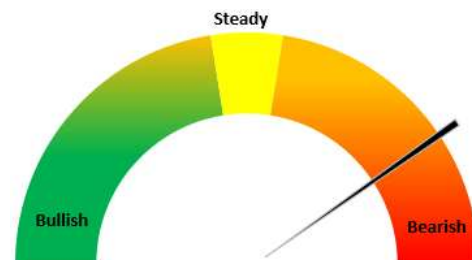
According to data released on Wednesday by the grain exporters association Anec, Brazil's soybean exports for February are estimated to reach up to 8.3 million tonnes. This represents a decrease from the same period last year, which is attributed to a slower harvest in 2023. Anec had previously projected soybean exports of up to 9.39 million tonnes for the month, but as of last week, the estimate has been revised downward. Nonetheless, even with the revised estimate, February 2023's soybean exports are expected to exceed the 9.1 million tonnes exported in February 2022.

### RM seed

#### Today's Update-

- Today RM Seed Jaipur average prices went down by 1.8% to INR 5,725/qtl. amid increase in crop arrivals.
- The mustard crop in the states of Rajasthan, Uttar Pradesh, and Madhya Pradesh has reached maturity and is poised for full-scale harvesting. At present, some mandis are receiving new crops with high moisture content.

This season's record-high mustard seed sowing of 9.8 million hectare, combined with favorable weather conditions in key growing regions, is expected to result in a bumper output of mustard seed. This increase in production will reduce the country's dependence on imports for edible oils. Harvesting of mustard seed is set to begin at the end of this month, and prices are predicted to be at least 20% above the government's minimum support price of Rs 5,450/quintal. As per Agriwatch preliminary estimates mustard seed production is likely to exceed 11.2 million tonnes in the 2022-23 crop year, a 5% increase from the previous year. The higher area and productivity are expected to lead to increased oilseed production and lower demand for imported edible oils. India imports 56% of its annual edible oil consumption, valued at Rs 1.5 trillion in FY22. The country produces 44% of its domestic edible oil, with mustard being the largest contributor at 39%, followed by soybean (24%) and groundnut (7%).

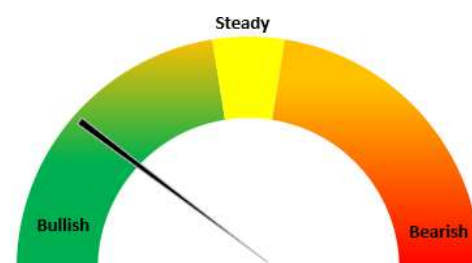


Mustard and Rapeseed			
Area Covered (Lakh Ha) as of 3 February 2023			
State	2022	2021	% Change
Rajasthan	38.52	33.92	13.57%
Madhya Pradesh	14.04	11.72	19.80%
Uttar Pradesh	8.94	9.88	-9.52%
Haryana	7.32	7.56	-3.16%
West Bengal	6.59	6.09	8.23%
Jharkhand	3.87	4.05	-4.44%
Assam	3.34	3.20	4.38%
Gujarat	3.05	3.40	-10.32%
Others	12.35	11.43	8.02%
<b>Total</b>	<b>98.02</b>	<b>91.25</b>	<b>7.42%</b>

### Groundnut:

Rajkot groundnut bold prices marginally declined by 0.6% to INR 7,455/Qtl. In upcoming days, Groundnut is likely to trade range bound in the range of INR 7,000-7,600/Qtl.

Rabi Groundnut			
Area Covered (Lakh Ha) as of 3 February 2023			
State	2022	2021	% Change
Karnataka	1.650	1.380	19.57%
Odisha	1.099	0.773	42.23%
Tamil Nadu	0.942	0.806	16.85%
Telangana	0.932	1.283	-27.37%
Andhra Pradesh	0.814	0.826	-1.42%
Others	0.240	0.160	50.00%
<b>Total</b>	<b>5.678</b>	<b>5.228</b>	<b>8.60%</b>



The winter crops in Gujarat and Rajasthan have ended early by three months due to imports of over 50,000 tons from China and Vietnam. The state trading agency only covered 35,000 tons of the main crop with the minimum support price. The summer crop in Gujarat is expected to expand in February with higher profits

for farmers. However, current exports cannot match pricing and some are reserved for sowing. Despite high kernel prices, oil prices remain strong. Spanish crops have increased supply (45,000 bags/day) with the harvest, making prices (\$1475/t) too high for exports or value addition. Prices are expected to fall due to a bumper crop supply from 4 major producing states in India, Andhra, Telangana, Karnataka and Tamil Nadu. A prolonged timeframe is anticipated for the bumper crop supply.

### Sunflower:

Today, Gulbarga market traded firm at INR 5,350/Qtl amid good demand.

As per the USDA oilseed February 2023 (monthly) report, the world total production of sunflower seed is estimated to decrease by 11% and reach 51.07 MMT as compared to 57.3 MMT in the previous year. While in Russia it is projected to increase by 3%, however a drop of 41% is estimated in Ukraine while an increase of 9% in Argentina and the exports are estimated to be up by 240% in Russia at 0.8 MMT Vs 0.2 MMT previous year while 50% up in Ukraine at 2.4 MMT Vs 1.6 MMT in previous year. The world's total ending stocks are estimated to be down by 40% at 4.8 MMT Vs 8 MMT previous year. While in Russia it is estimated to be down by 23% at 0.7 MMT Vs 0.9 MMT, and down by 61% in Ukraine at 1.8 MMT as compared to previous year at 4.6 MMT.

Rabi Sunflower			
Area Covered (Lakh Ha) as of 3 February 2023			
State	2022	2021	% Change
Karnataka	0.460	0.720	-36.11%
Odisha	0.137	0.098	40.56%
Maharashtra	0.084	0.091	-8.51%
Telangana	0.066	0.108	-39.02%
Andhra Pradesh	0.065	0.062	5.40%
Others	0.100	0.090	11.11%
<b>Total</b>	<b>0.91</b>	<b>1.17</b>	<b>-21.98%</b>

### Sesame

Today, sesame (White ) prices at Mumbai remained stable at INR 12,900/Qtl as compared to previous day.

Sesamum			
Area Covered (Lakh Ha) as of 3 February 2023			
State	2022	2021	% Change
Odisha	0.320	0.300	6.51%
Tamil.Nadu	0.062	0.059	5.43%
Andhra.Pradesh	0.047	0.069	-32.17%
Meghalaya	0.024	0.024	0.46%
Telangana	0.023	0.046	-49.63%
Others	0.030	0.040	-25.00%
<b>Total</b>	<b>0.51</b>	<b>0.54</b>	<b>-6.00%</b>

**Oilseed Prices at Key Spot Markets:**

Commodity / Centre	Prices (Rs/Qtl)				Change
Soybean	27-Feb-23		25-Feb-23		
	Low	High	Low	High	
Indore –Plant	5450	5550	5475	5550	Unch
Indore–Mandi	5200	5400	5250	5450	-50
Nagpur-Plant	5450	5550	5450	5580	-30
Nagpur – Mandi	5200	5400	5250	5450	-50
Latur – Mandi	5300	5450	5300	5450	Unch
Akola – Mandi	4825	5225	4800	5200	25
Kota-Plant	5400	5550	5400	5600	-50
Kota – Mandi	5200	5300	5200	5350	-50
Bundi-Plant	5200	5400	5250	5450	-50
Bundi-Mandi	5100	5200	5100	5250	-50
Baran-Plant	5350	5500	5350	5500	Unch
Baran-Mandi	5150	5350	5150	5350	Unch
Bhawani / Jhalawar–Plant	5350	5450	5400	5500	-50
Bhawani /Jhalwar-Mandi	5150	5350	5200	5400	-50
<b>Rapeseed/Mustard</b>					
Jaipur-(Condition)	5500	5525	5600	5625	-100
Alwar-(Condition)	5100	5200	5100	5200	Unch
Sri Ganganagar-(Non-Condition)	4800	5000	4850	5130	-130
New Delhi–(Condition)	5450	5500	5500	5650	-150
Kota-(Condition)	5150	5350	5200	5400	-50
Agra-(Condition)	5381	5429	5524	5571	-143
Neewai-(Loose)	5100	5200	5150	5250	-50
Hapur (UP)-(Condition)	5500	5550	5575	5625	-75
<b>Groundnut Seed (with shell)</b>					
Rajkot	6325	7455	6175	7500	-45
Jasdan	NA	NA	NA	NA	-
Bikaner	7000	7800	6500	7500	300
<b>Groundnut (Bold Without shell 40/50)</b>					
Bikaner	11000	11000	11000	11000	Unch
<b>Sunflower Seed</b>					
Gulbarga	4550	5350	NA	NA	-
Latur	NA	NA	NA	NA	-
Sholapur	NA	NA	NA	NA	-

Soybean Prices are in INR/qtl. (1 bag=90 kg). Mandi prices – Loose, Mustard Seed Prices are in INR/qt (1 bag=85 kg) C – Condition (42%), \*Groundnut seed in Rs/100 kg, Sunflower Seed in Rs/qtl.

**Oilseed Arrivals in Key Centers:**

Commodity / Centre	Arrivals in Bags/Qtl		Change
<b>Soybean</b>	<b>27-Feb-23</b>	<b>25-Feb-23</b>	
Madhya Pradesh	130000	50000	80000
Maharashtra	115000	80000	35000
Rajasthan	30000	20000	10000
Indore(MP)	3000	3000	Unch
Latur(MH)	25000	30000	-5000
Kota (Raj)	4000	3500	500
<b>Rapeseed/Mustard</b>			
All India	980000	825000	155000
Rajasthan	400000	325000	75000
Alwar	4000	4500	-500
Sri Ganganagar	300	400	-100
Kota	17000	20000	-3000
<b>Groundnut Seed</b>			
Rajkot (Gujarat)	1000	1000	Unch
<b>Sunflower Seed</b>			
Sholapur (Maharashtra)	NA	NA	-

**Other Oilseed Prices at Mumbai (INR/100 Kg):**

Oilseeds	27-Feb-23	25-Feb-23	Change
Groundnut Kernel	8500	8500	Unch
Gr. Bolds 60/70	9900	9900	Unch
Gr. Javas 60/70	10800	10800	Unch
Gr Javas 70/80	10700	10700	Unch
Gr.Javas 80/90	10500	10500	Unch
KardiSeed 2% Exp Qly	5300	5300	Unch
Sesame White 98/2/1 FM	12900	12900	Unch
Whitish 95/5/FFA/1FM	12700	12700	Unch
Brown 48/2 FFA/4 FM	12100	12100	Unch
Brown 48/3 FFA/4 FM	11900	11900	Unch
Brown 48/4 FM/* No FFA Guarantee	11500	11500	Unch
Sunflower Seed	6600	6600	Unch
Niger Seed (4% FM)	9000	9000	Unch

**Disclaimer**

The information and opinions contained in the document have been compiled from sources believed to be reliable. The company does not warrant its accuracy, completeness and correctness. Use of data and information contained in this report is at your own risk. This document is not, and should not be construed as, an offer to sell or solicitation to buy any commodities. This document may not be reproduced, distributed or published, in whole or in part, by any recipient hereof for any purpose without prior permission from the Company. IASL and its affiliates and/or their officers, directors and employees may have positions in any commodities mentioned in this document (or in any related investment) and may from time to time add to or dispose of any such commodities (or investment). Please see the detailed disclaimer at <http://www.agriwatch.com/disclaimer.php> © 2023 Indian Agribusiness Systems Limited