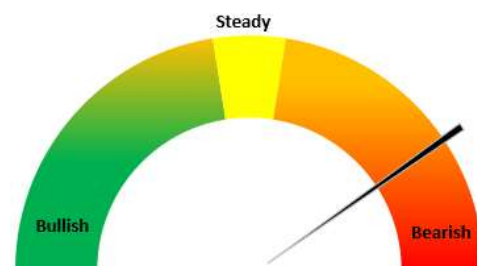


Oilseeds Domestic Fundamentals:

Today's Update-

- Today, In Indore Soybean plant prices remained stable at INR 5,500/Qtl as compared to previous day amid subdued demand from crushers. Most of the market witnessed mixed sentiments.
- Net crush margin is currently in disparity which is discouraging demand from crushers.
- In near term soybean is likely to trade with weak bias in the range of INR 5,200-5,600/Qtl.



International market update:

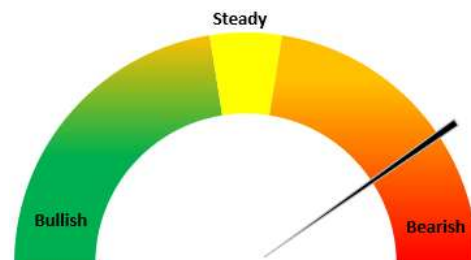
CBOT Soy bean Futures (\$/ Bushels)					
Contract	% Change	Open	High	Low	Close
Mar-23	+4'0 (+0.27%)	14.94	14.91	14.94	14.91
May-23	+8'4 (+0.57%)	14.87	14.81	14.94	14.80
Jul-23	+7'2 (+0.49%)	14.76	14.72	14.83	14.70
Aug-23	+7'2 (+0.50%)	14.44	14.37	14.48	14.37

AgRural reported that the Brazilian soybean harvest had reached 25% as of late last week, which is lower than the 33% figure recorded in the previous year. However, there was an 8% increase in progress made during the week. Notably, Mato Grosso state leads the way with 60% of the soybean crop already harvested.

RM seed

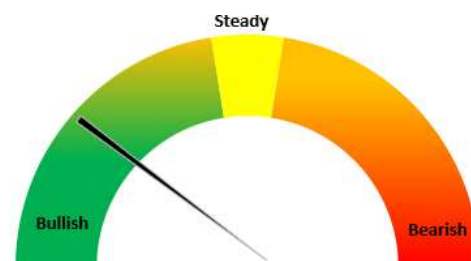
Today's Update-

- Today RM Seed Jaipur average prices went up by 2.3% to INR 5,650/qtl. amid TRQ removal for import of sunflower oil import from 1st April 2023.
-



Groundnut:

Rajkot groundnut bold average prices remained steady at INR 6,975/Qtl as compared to previous day. In upcoming days, Groundnut average prices is likely to trade range bound in the range of INR 6,800-7,200/Qtl.



Sunflower:

Today, Gulbarga market traded steady at INR 5,350/Qtl. amid subdued trading activities.

As per the USDA oilseed February 2023 (monthly) report, the world total production of sunflower seed is estimated to decrease by 11% and reach 51.07 MMT as compared to 57.3 MMT in the previous year. While in Russia it is projected to increase by 3%, however a drop of 41% is estimated in Ukraine while an increase of 9% in Argentina and the exports are estimated to be up by 240% in Russia at 0.8 MMT Vs 0.2 MMT previous year while 50% up in Ukraine at 2.4 MMT Vs 1.6 MMT in previous year. The world's total ending stocks are estimated to be down by 40% at 4.8 MMT Vs 8 MMT previous year. While in Russia it is estimated to be down by 23% at 0.7 MMT Vs 0.9 MMT, and down by 61% in Ukraine at 1.8 MMT as compared to previous year at 4.6 MMT.

Sesame

Today, sesame (White) prices at Mumbai remained stable at INR 12,900/Qtl as compared to previous day.

Sesamum			
Area Covered (Lakh Ha) as of 3 February 2023			
State	2022	2021	% Change
Odisha	0.320	0.300	6.51%
Tamil.Nadu	0.062	0.059	5.43%
Andhra.Pradesh	0.047	0.069	-32.17%
Meghalaya	0.024	0.024	0.46%
Telangana	0.023	0.046	-49.63%
Others	0.030	0.040	-25.00%
Total	0.51	0.54	-6.00%

Oilseed Prices at Key Spot Markets:

Commodity / Centre	Prices (Rs/Qtl)				Change
Soybean	01-Mar-23		28-Feb-23		
	Low	High	Low	High	
Indore –Plant	5400	5500	5400	5500	Unch
Indore–Mandi	5100	5300	5150	5350	-50
Nagpur-Plant	5200	5400	5400	5500	-100
Nagpur – Mandi	4950	5150	5150	5350	-200
Latur – Mandi	5100	5250	5200	5400	-150
Akola – Mandi	4800	5100	4800	5150	-50
Kota-Plant	5200	5400	5200	5400	Unch
Kota – Mandi	5150	5250	5150	5250	Unch
Bundi-Plant	5300	5500	5200	5400	100
Bundi-Mandi	5100	5300	5100	5200	100
Baran-Plant	5300	5500	5300	5500	Unch
Baran-Mandi	5100	5300	5100	5300	Unch
Bhawani / Jhalawar–Plant	5200	5400	5300	5450	-50
Bhawani /Jhalwar-Mandi	5150	5250	5100	5300	-50
Rapeseed/Mustard					
Jaipur-(Condition)	5625	5650	5500	5525	125
Alwar-(Condition)	5250	5350	5100	5200	150
Sri Ganganagar-(Non-Condition)	4700	5000	4700	5000	Unch
New Delhi–(Condition)	5575	5625	5450	5500	125
Kota-(Condition)	5300	5500	5200	5400	100
Agra-(Condition)	5667	5714	5429	5476	238
Neewai-(Loose)	5250	5350	5150	5250	100
Hapur (UP)-(Condition)	5575	5600	5500	5550	50
Groundnut Seed (with shell)					
Rajkot	6300	7650	6225	7650	Unch
Jasdan	6375	7250	6500	7325	-75
Bikaner	7000	7800	7000	7800	Unch
Groundnut (Bold Without shell 40/50)					
Bikaner	11000	11000	11000	11000	Unch
Sunflower Seed					
Gulbarga	NA	NA	4510	5350	-
Latur	NA	NA	NA	NA	-
Sholapur	NA	NA	NA	NA	-

Soybean Prices are in INR/qtl. (1 bag=90 kg). Mandi prices – Loose, Mustard Seed Prices are in INR/qt (1 bag=85 kg) C – Condition (42%), *Groundnut seed in Rs/100 kg, Sunflower Seed in Rs/qtl.

Oilseed Arrivals in Key Centers:

Commodity / Centre	Arrivals in Bags/Qtl		Change
Soybean	01-Mar-23	28-Feb-23	
Madhya Pradesh	100000	100000	Unch
Maharashtra	120000	120000	Unch
Rajasthan	25000	25000	Unch
Indore(MP)	2000	2000	Unch
Latur(MH)	17500	20000	-2500
Kota (Raj)	4000	3000	1000
Rapeseed/Mustard			
All India	950000	925000	25000
Rajasthan	395000	385000	10000
Alwar	4000	3000	1000
Sri Ganganagar	500	700	-200
Kota	19000	16000	3000
Groundnut Seed			
Rajkot (Gujarat)	1200	1100	100
Sunflower Seed			
Sholapur (Maharashtra)	NA	NA	-

Other Oilseed Prices at Mumbai (INR/100 Kg):

Oilseeds	1-Mar-23	28-Feb-23	Change
Groundnut Kernel	8500	8500	Unch
Gr. Bolds 60/70	9800	9900	-100
Gr. Javas 60/70	10700	10800	-100
Gr Javas 70/80	10600	10700	-100
Gr.Javas 80/90	10400	10500	-100
KardiSeed 2% Exp Qly	5300	5300	Unch
Sesame White 98/2/1 FM	12900	12900	Unch
Whitish 95/5/FFA/1FM	12700	12700	Unch
Brown 48/2 FFA/4 FM	12100	12100	Unch
Brown 48/3 FFA/4 FM	11900	11900	Unch
Brown 48/4 FM/* No FFA Guarantee	11500	11500	Unch
Sunflower Seed	6600	6600	Unch
Niger Seed (4% FM)	9000	9000	Unch

Disclaimer

The information and opinions contained in the document have been compiled from sources believed to be reliable. The company does not warrant its accuracy, completeness and correctness. Use of data and information contained in this report is at your own risk. This document is not, and should not be construed as, an offer to sell or solicitation to buy any commodities. This document may not be reproduced, distributed or published, in whole or in part, by any recipient hereof for any purpose without prior permission from the Company. IASL and its affiliates and/or their officers, directors and employees may have positions in any commodities mentioned in this document (or in any related investment) and may from time to time add to or dispose of any such commodities (or investment). Please see the detailed disclaimer at <http://www.agriwatch.com/disclaimer.php> © 2023 Indian Agribusiness Systems Limited