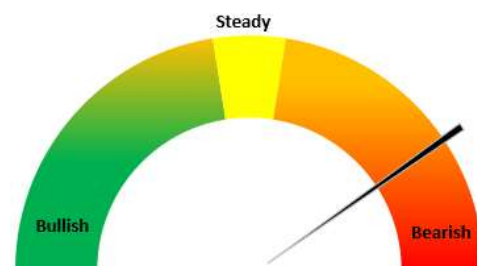


### Oilseeds Domestic Fundamentals:

#### Today's Update-

- Today, In Indore Soybean plant prices improved by 0.91% to INR 5,550/Qtl as compared to previous day amid improved soy oil prices. Most of the market witnessed mixed sentiments.
- In near term soybean is likely to trade with weak bias in the range of INR 5,200-5,600/Qtl.



### International market update:

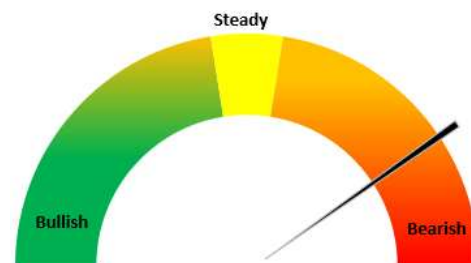
CBOT Soy bean Futures (\$/ Bushels)					
Contract	% Change	Open	High	Low	Close
Mar-23	+0'6 (+0.05%)	15.04	15.08	15.04	15.04
May-23	+5'0 (+0.33%)	14.94	14.99	14.92	14.94
Jul-23	+3'2 (+0.22%)	14.84	14.88	14.82	14.84
Aug-23	+3'4 (+0.24%)	14.50	14.53	14.48	14.50

According to AgRural, the soybean harvest in Brazil had progressed 33% as of the end of last week, which is lower than the 43% progress recorded at the same time last year. The past week saw an 8% increase in progress, which was attributed to drier weather conditions in Mato Grosso. However, wet weather in Parana and Mato Grosso do Sul remained a challenge, preventing farmers from accessing their fields.

### RM seed

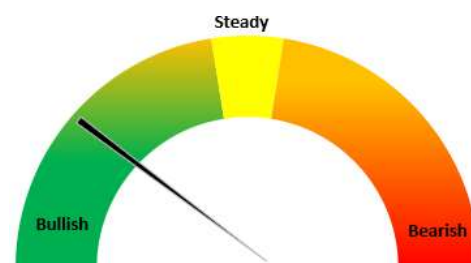
#### Today's Update-

- Today RM Seed Jaipur average prices went up by 4.1% to INR 5,750/qtl. amid TRQ removal for import of sunflower oil import from 1<sup>st</sup> April 2023 and improved mustard oil prices.



### Groundnut:

Rajkot groundnut bold average prices marginally declined by 50 Rs at INR 6,950/Qtl as compared to previous day. In upcoming days, Groundnut average prices is likely to trade range bound in the range of INR 6,800-7,200/Qtl.



### Sunflower:

Today, Gulbarga market declined marginally by INR 50 to INR 5,300/Qtl. amid subdued trading activities.

As per the USDA oilseed February 2023 (monthly) report, the world total production of sunflower seed is estimated to decrease by 11% and reach 51.07 MMT as compared to 57.3 MMT in the previous year. While in Russia it is projected to increase by 3%, however a drop of 41% is estimated in Ukraine while an increase of 9% in Argentina and the exports are estimated to be up by 240% in Russia at 0.8 MMT Vs 0.2 MMT previous year while 50% up in Ukraine at 2.4 MMT Vs 1.6 MMT in previous year. The world's total ending stocks are estimated to be down by 40% at 4.8 MMT Vs 8 MMT previous year. While in Russia it is estimated to be down by 23% at 0.7 MMT Vs 0.9 MMT, and down by 61% in Ukraine at 1.8 MMT as compared to previous year at 4.6 MMT.

### Sesame

Today, sesame (White ) prices at Mumbai remained stable at INR 12,900/Qtl as compared to previous day.

Sesamum			
Area Covered (Lakh Ha) as of 3 February 2023			
State	2022	2021	% Change
Odisha	0.320	0.300	6.51%
Tamil.Nadu	0.062	0.059	5.43%
Andhra.Pradesh	0.047	0.069	-32.17%
Meghalaya	0.024	0.024	0.46%
Telangana	0.023	0.046	-49.63%
Others	0.030	0.040	-25.00%
<b>Total</b>	<b>0.51</b>	<b>0.54</b>	<b>-6.00%</b>

**Oilseed Prices at Key Spot Markets:**

Commodity / Centre	Prices (Rs/Qtl)				Change
Soybean	02-Mar-23		28-Feb-23		
	Low	High	Low	High	
Indore –Plant	5450	5550	5400	5500	50
Indore–Mandi	5200	5400	5150	5350	50
Nagpur-Plant	5200	5400	5400	5500	-100
Nagpur – Mandi	4900	5100	5150	5350	-250
Latur – Mandi	5100	5300	5200	5400	-100
Akola – Mandi	4900	5200	4800	5150	50
Kota-Plant	5400	5550	5200	5400	150
Kota – Mandi	5200	5300	5150	5250	50
Bundi-Plant	5300	5500	5200	5400	100
Bundi-Mandi	5100	5300	5100	5200	100
Baran-Plant	5300	5500	5300	5500	Unch
Baran-Mandi	5100	5300	5100	5300	Unch
Bhawani / Jhalawar–Plant	5400	5500	5300	5450	50
Bhawani /Jhalwar-Mandi	5200	5400	5100	5300	100
<b>Rapeseed/Mustard</b>					
Jaipur-(Condition)	5725	5750	5500	5525	225
Alwar-(Condition)	5300	5400	5100	5200	200
Sri Ganganagar-(Non-Condition)	4950	5250	4700	5000	250
New Delhi–(Condition)	5600	5650	5450	5500	150
Kota-(Condition)	5400	5600	5200	5400	200
Agra-(Condition)	5714	5857	5429	5476	381
Neewai-(Loose)	5350	5450	5150	5250	200
Hapur (UP)-(Condition)	5650	5700	5500	5550	150
<b>Groundnut Seed (with shell)</b>					
Rajkot	6300	7600	6225	7650	-50
Jasdan	NA	NA	6500	7325	-
Bikaner	7000	7800	7000	7800	Unch
<b>Groundnut (Bold Without shell 40/50)</b>					
Bikaner	11000	11000	11000	11000	Unch
<b>Sunflower Seed</b>					
Gulbarga	4300	5300	4510	5350	-50
Latur	NA	NA	-	-	-
Sholapur	NA	NA	-	-	-

Soybean Prices are in INR/qtl. (1 bag=90 kg). Mandi prices – Loose, Mustard Seed Prices are in INR/qt (1 bag=85 kg) C – Condition (42%), \*Groundnut seed in Rs/100 kg, Sunflower Seed in Rs/qtl.

**Oilseed Arrivals in Key Centers:**

Commodity / Centre	Arrivals in Bags/Qtl		Change
<b>Soybean</b>	<b>02-Mar-23</b>	<b>28-Feb-23</b>	
Madhya Pradesh	170000	100000	70000
Maharashtra	150000	120000	30000
Rajasthan	22000	25000	-
Indore(MP)	5000	2000	3000
Latur(MH)	17000	20000	-3000
Kota (Raj)	3000	3000	Unch
<b>Rapeseed/Mustard</b>			
All India	990000	925000	65000
Rajasthan	410000	385000	25000
Alwar	10000	3000	7000
Sri Ganganagar	250	700	-450
Kota	22000	16000	6000
<b>Groundnut Seed</b>			
Rajkot (Gujarat)	1100	1100	Unch
<b>Sunflower Seed</b>			
Sholapur (Maharashtra)	NA	-	-

**Other Oilseed Prices at Mumbai (INR/100 Kg):**

Oilseeds	2-Mar-23	28-Feb-23	Change
Groundnut Kernel	8500	8500	Unch
Gr. Bolds 60/70	9800	9900	-100
Gr. Javas 60/70	10700	10800	-100
Gr Javas 70/80	10600	10700	-100
Gr.Javas 80/90	10400	10500	-100
KardiSeed 2% Exp Qly	5300	5300	Unch
Sesame White 98/2/1 FM	12900	12900	Unch
Whitish 95/5/FFA/1FM	12700	12700	Unch
Brown 48/2 FFA/4 FM	12100	12100	Unch
Brown 48/3 FFA/4 FM	11900	11900	Unch
Brown 48/4 FM/* No FFA Guarantee	11500	11500	Unch
Sunflower Seed	6600	6600	Unch
Niger Seed (4% FM)	9000	9000	Unch

**Disclaimer**

The information and opinions contained in the document have been compiled from sources believed to be reliable. The company does not warrant its accuracy, completeness and correctness. Use of data and information contained in this report is at your own risk. This document is not, and should not be construed as, an offer to sell or solicitation to buy any commodities. This document may not be reproduced, distributed or published, in whole or in part, by any recipient hereof for any purpose without prior permission from the Company. IASL and its affiliates and/or their officers, directors and employees may have positions in any commodities mentioned in this document (or in any related investment) and may from time to time add to or dispose of any such commodities (or investment). Please see the detailed disclaimer at <http://www.agriwatch.com/disclaimer.php> © 2023 Indian Agribusiness Systems Limited