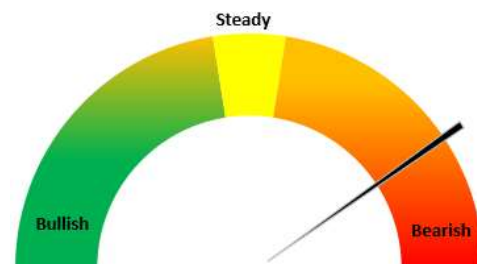


Oilseeds Domestic Fundamentals:

Today's Update-

- Today, In Indore Soybean plant prices remained steady at INR 5,550/Qtl as compared to previous day amid steady arrivals. Most of the market witnessed steady to firm sentiments.
- In near term soybean is likely to trade with weak bias in the range of INR 5,200-5,600/Qtl.



International market update:

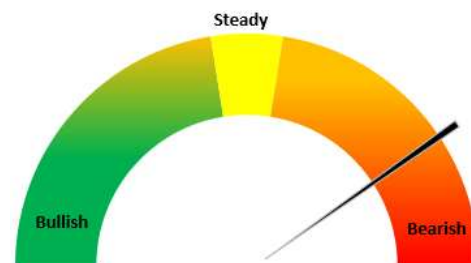
CBOT Soy bean Futures (\$/ Bushels)					
Contract	% Change	Open	High	Low	Close
Mar-23	+0'6 (+0.05%)	15.04	15.08	15.04	15.04
May-23	+5'0 (+0.33%)	14.94	14.99	14.92	14.94
Jul-23	+3'2 (+0.22%)	14.84	14.88	14.82	14.84
Aug-23	+3'4 (+0.24%)	14.50	14.53	14.48	14.50

According to AgRural, the soybean harvest in Brazil had progressed 33% as of the end of last week, which is lower than the 43% progress recorded at the same time last year. The past week saw an 8% increase in progress, which was attributed to drier weather conditions in Mato Grosso. However, wet weather in Parana and Mato Grosso do Sul remained a challenge, preventing farmers from accessing their fields.

RM seed

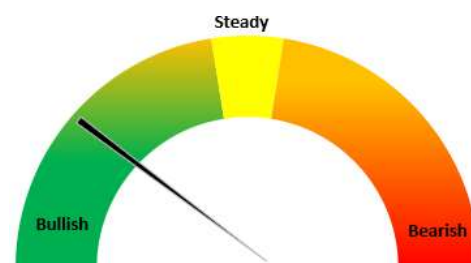
Today's Update-

- Today all India mustard seed arrivals surged to 12.50 lakh bags, Rajasthan recorded 5.25 Lakh bags and Mustard seed prices lost Rs 75 at Rs 5,650 per 100 kg in Jaipur.



Groundnut:

Rajkot groundnut bold average prices remained stable at INR 6,850/Qtl as compared to previous day. In upcoming days, Groundnut average prices is likely to trade range bound in the range of INR 6,800-7,200/Qtl.



Sunflower:

Today, Gulbarga market remained stable at INR 5,350/Qtl. amid subdued demand in the market.

As per the USDA oilseed February 2023 (monthly) report, the world total production of sunflower seed is estimated to decrease by 11% and reach 51.07 MMT as compared to 57.3 MMT in the previous year. While in Russia it is projected to increase by 3%, however a drop of 41% is estimated in Ukraine while an increase of 9% in Argentina and the exports are estimated to be up by 240% in Russia at 0.8 MMT Vs 0.2 MMT previous year while 50% up in Ukraine at 2.4 MMT Vs 1.6 MMT in previous year. The world's total ending stocks are estimated to be down by 40% at 4.8 MMT Vs 8 MMT previous year. While in Russia it is estimated to be down by 23% at 0.7 MMT Vs 0.9 MMT, and down by 61% in Ukraine at 1.8 MMT as compared to previous year at 4.6 MMT.

Sesame

Today, sesame (White) prices at Mumbai remained stable at INR 12,900/Qtl as compared to previous day.

Sesamum			
Area Covered (Lakh Ha) as of 3 February 2023			
State	2022	2021	% Change
Odisha	0.320	0.300	6.51%
Tamil.Nadu	0.062	0.059	5.43%
Andhra.Pradesh	0.047	0.069	-32.17%
Meghalaya	0.024	0.024	0.46%
Telangana	0.023	0.046	-49.63%
Others	0.030	0.040	-25.00%
Total	0.51	0.54	-6.00%

Oilseed Prices at Key Spot Markets:

Commodity / Centre	Prices (Rs/Qtl)				Change
Soybean	04-Mar-23		03-Mar-23		
	Low	High	Low	High	
Indore –Plant	5450	5550	5450	5550	Unch
Indore–Mandi	5200	5400	5200	5400	Unch
Nagpur-Plant	5200	5400	5200	5400	Unch
Nagpur – Mandi	5000	5200	4900	5190	10
Latur – Mandi	5000	5300	5000	5300	Unch
Akola – Mandi	4800	5250	4800	5250	Unch
Kota-Plant	5400	5600	5400	5550	50
Kota – Mandi	5200	5400	5200	5300	100
Bundi-Plant	5300	5500	5300	5500	Unch
Bundi-Mandi	5100	5200	5100	5320	-120
Baran-Plant	5400	5500	5300	5500	Unch
Baran-Mandi	5200	5400	5100	5300	100
Bhawani / Jhalawar–Plant	5400	5500	5400	5500	Unch
Bhawani /Jhalwar-Mandi	5200	5450	5200	5400	50
Rapeseed/Mustard					
Jaipur-(Condition)	5625	5650	5700	5725	-75
Alwar-(Condition)	5200	5300	5250	5350	-50
Sri Ganganagar-(Non-Condition)	4815	5115	4950	5260	-145
New Delhi–(Condition)	5500	5550	5550	5600	-50
Kota-(Condition)	5200	5400	5350	5550	-150
Agra-(Condition)	5619	5667	5714	5762	-95
Neewai-(Loose)	5300	5400	5300	5400	Unch
Hapur (UP)-(Condition)	5600	5650	5550	5650	Unch
Groundnut Seed (with shell)					
Rajkot	6200	7500	6250	7450	50
Jasdan	NA	NA	NA	NA	-
Bikaner	7000	7800	7000	7800	Unch
Groundnut (Bold Without shell 40/50)					
Bikaner	11000	11000	11000	11000	Unch
Sunflower Seed					
Gulbarga	-	-	4525	5350	-
Latur	NA	NA	NA	NA	-
Sholapur	NA	NA	NA	NA	-

Soybean Prices are in INR/qtl. (1 bag=90 kg). Mandi prices – Loose, Mustard Seed Prices are in INR/qt (1 bag=85 kg) C – Condition (42%), *Groundnut seed in Rs/100 kg, Sunflower Seed in Rs/qtl.

Oilseed Arrivals in Key Centers:

Commodity / Centre	Arrivals in Bags/Qtl		Change
Soybean	04-Mar-23	03-Mar-23	
Madhya Pradesh	110000	110000	Unch
Maharashtra	125000	130000	-5000
Rajasthan	20000	20000	Unch
Indore(MP)	4500	4000	500
Latur(MH)	30000	15000	15000
Kota (Raj)	4500	2500	2000
Rapeseed/Mustard			
All India	1250000	1150000	100000
Rajasthan	525000	475000	50000
Alwar	12000	12000	Unch
Sri Ganganagar	200	700	-500
Kota	30000	20000	10000
Groundnut Seed			
Rajkot (Gujarat)	750	800	-50
Sunflower Seed			
Sholapur (Maharashtra)	NA	NA	-

Other Oilseed Prices at Mumbai (INR/100 Kg):

Oilseeds	4-Mar-23	3-Mar-23	Change
Groundnut Kernel	8500	8500	Unch
Gr. Bolds 60/70	9600	9600	Unch
Gr. Javas 60/70	10500	10500	Unch
Gr Javas 70/80	10400	10400	Unch
Gr.Javas 80/90	10200	10200	Unch
KardiSeed 2% Exp Qly	5100	5100	Unch
Sesame White 98/2/1 FM	12900	12900	Unch
Whitish 95/5/FFA/1FM	12700	12700	Unch
Brown 48/2 FFA/4 FM	12100	12100	Unch
Brown 48/3 FFA/4 FM	11900	11900	Unch
Brown 48/4 FM/* No FFA Guarantee	11500	11500	Unch
Sunflower Seed	6600	6600	Unch
Niger Seed (4% FM)	9200	9200	Unch

Disclaimer

The information and opinions contained in the document have been compiled from sources believed to be reliable. The company does not warrant its accuracy, completeness and correctness. Use of data and information contained in this report is at your own risk. This document is not, and should not be construed as, an offer to sell or solicitation to buy any commodities. This document may not be reproduced, distributed or published, in whole or in part, by any recipient hereof for any purpose without prior permission from the Company. IASL and its affiliates and/or their officers, directors and employees may have positions in any commodities mentioned in this document (or in any related investment) and may from time to time add to or dispose of any such commodities (or investment). Please see the detailed disclaimer at <http://www.agriwatch.com/disclaimer.php> © 2023 Indian Agribusiness Systems Limited