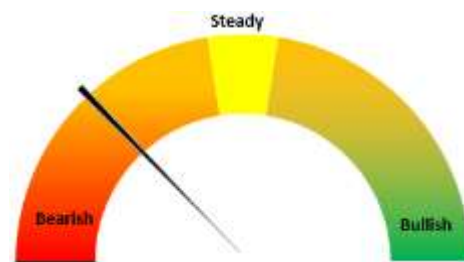


Oilseeds Domestic Fundamentals:

Today's Update-

- Today, In Indore Soybean plant prices extended previous day gains and went up by 0.91% to INR 5,525/Qtl as compared to previous day amid decline in arrivals. Most of the market witnessed firm sentiments. Month-to-date Indore soybean prices are down by 0.45% and Year-to-date down by 30% tracking higher ending stock.
- The prices of Soybean in Indore have fallen to a four-month low. Similarly, soymeal has also declined from a six-month high. The sentiment in the oil and oilseeds segment has been dampened due to a record mustard crop and higher arrivals.
- In near term soybean is likely to trade with weak bias in the range of INR 5,400-5,600/Qtl.



International market update:

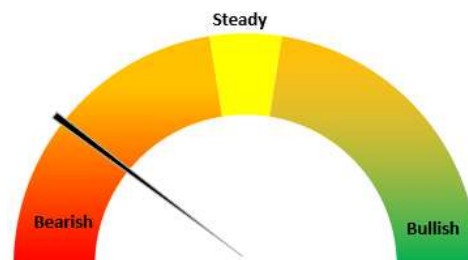
CBOT Soy bean Futures (\$/ Bushels)					
Contract	% Change	Open	High	Low	Close
May-23	+9'4 (+0.66%)	14.41	14.51	14.39	14.51
Jul-23	+9'2 (+0.65%)	14.20	14.30	14.18	14.30
Aug-23	+9'2 (+0.67%)	13.76	13.86	13.74	13.86
Sep-23	+6'2 (+0.48%)	13.13	13.20	13.12	13.19

- As of 2022/23, Brazil has harvested 53% of its soybeans, compared to 64% at the same time last year.
- The soybean harvest in Mato Grosso is nearing completion due to the dry weather, but in Parana and Mato Grosso do Sul, it is lagging behind schedule. AgRural reports that as of late last week, 53% of Brazil's soybeans were harvested, which is lower than last year's 64% and the average of 57%. The harvest progress advanced by 10% in the previous week. Mato Grosso has almost completed its harvest, with 96.7% of soybeans harvested, while Parana's progress remains slow.
- Both the Buenos Aires Grain Exchange and the Rosario Grain Exchange reduced their 2022/23 Argentina soybean estimates. The Buenos Aires Grain Exchange estimated a decrease of 4.5 million tons to 29.0 million, while the Rosario Grain Exchange estimated a decrease of 7.5 million tons to 27.0 million. Additionally, the March WASDE Report from the USDA also lowered the 2022/23 Argentina soybean estimate by 8.0 million tons to 33.0 million.
- As of late last week, the 2022/23 soybeans in Argentina were rated 71% poor/very poor, 27% fair, and 2% good/excellent. The good/excellent percentage remained unchanged from the previous week. Moreover, the soil moisture for soybeans was rated 75% short/very short, and only 25% was rated favorable/optimum. This favorable/optimum percentage declined by 1 point from the prior week.

- Regarding the growth of soybeans in Argentina, early-planted soybeans are approximately 45% filling pods, with only 3% being mature and less than 1% harvested. On the other hand, late-planted soybeans are about 56% setting pods.

RM seed**Today's Update-**

In Jaipur, the price of RM seeds prices went up by 1.3% to INR 5,750 per quintal, as compared to previous day amid decreased arrivals and crop loss in multiple districts of Rajasthan, UP and MP. All over India, the number of RM seed arrivals for the day was recorded at 9.25 Lakh bags, whereas the previous day's number was 10.5 Lakh bags. In Rajasthan, the arrivals decreased from 6 Lakh bags the previous day to 5 Lakh bags.

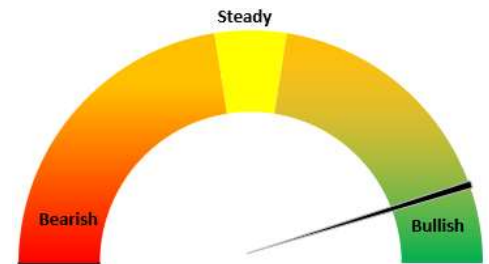


The Jaipur Mustard seed has experienced a 4.1% increase month-to-date amid procurement by NAFED and HAFED and crop loss due to rainfall. However, its year-to-date performance is down by 19.3% amid record production and bearish global cues.

Groundnut:

Rajkot groundnut market remained closed due to financial month end. In upcoming days, Groundnut average prices is likely to trade range bound in the range of INR 6,500-7,500/Qtl.

GN Oil prices retreated from all time high price of Rs 1750 to Rs 1700/10Kg at benchmark Rajkot market as domestic demand slackened off amid higher premium of GN oil over competing oils. Demand substitution is also witnessed in Gujarat from GN oil to cheaper oils like corn oil and cotton seed oil.

**Sunflower:**

Today, Sunflower in Maharashtra/Karnataka remained stable at INR 6,100/Qtl.

As per the USDA oilseed March 2023 (monthly) report, the world total production of sunflower seed is estimated to decrease by 12% and reach 50.29 MMT as compared to 57.3 MMT in the previous year. While in Russia it is projected to increase by 3%, however a drop of 41% is estimated in Ukraine while an decrease of 6% in Argentina and the sun oil exports are estimated to be up in Russia to 4 MMT Vs 3.1 MMT previous year while down in Ukraine at 3.95 MMT Vs 4.46 MMT in previous year. The world's total ending stocks are estimated to be down at 4.3 MMT Vs 8.0 MMT previous year.

Sesame

Today, sesame (White) sesame traded steady at INR 12900/Qtl. amid subdued trading activities.

Oilseed Prices at Key Spot Markets:

Commodity / Centre	Prices (Rs/Qtl)				Change
Soybean	29-Mar-23		28-Mar-23		
	Low	High	Low	High	
Indore –Plant	5425	5525	5375	5475	50
Indore–Mandi	5200	5400	5150	5350	50
Nagpur-Plant	5300	5400	5300	5400	Unch
Nagpur – Mandi	4900	5015	4900	5000	15
Latur – Mandi	5200	5300	5150	5250	50
Akola – Mandi	5000	5145	5050	5150	-5
Kota-Plant	5400	5600	5400	5550	50
Kota – Mandi	5250	5450	5150	5350	100
Bundi-Plant	5300	5500	5300	5500	Unch
Bundi-Mandi	5100	5200	5100	5225	-25
Baran-Plant	5400	5550	5400	5500	50
Baran-Mandi	5150	5350	5100	5300	50
Bhawani / Jhalawar–Plant	5200	5450	5200	5450	Unch
Bhawani /Jhalwar-Mandi	5100	5350	5100	5350	Unch
Rapeseed/Mustard					
Jaipur-(Condition)	5725	5750	5650	5675	75
Alwar-(Condition)	5250	5350	5200	5300	50
Sri Ganganagar-(Non-Condition)	5000	5155	4900	5200	-45
New Delhi–(Condition)	5450	5500	5450	5500	Unch
Kota-(Condition)	5350	5550	5250	5450	100
Agra-(Condition)	5810	5857	5714	5762	95
Neewai-(Loose)	5150	5250	5100	5200	50
Hapur (UP)-(Condition)	5350	5400	5300	5350	50
Groundnut Seed (with shell)					
Rajkot	Closed	Closed	Closed	Closed	50
Jasdan	NA	NA	NA	NA	Unch
Bikaner	6500	7500	6500	7500	-
Groundnut (Bold Without shell 40/50)					
Bikaner	11000	11000	11000	11000	Unch
Sunflower Seed					
Maharastra/Karnataka	6100	6100	6100	6100	Unch
Soybean Prices are in INR/qtl. (1 bag=90 kg). Mandi prices – Loose, Mustard Seed Prices are in INR/qt (1 bag=85 kg) C – Condition (42%), *Groundnut seed in Rs/100 kg, Sunflower Seed in Rs/qtl.					

Oilseed Arrivals in Key Centers:

Commodity / Centre	Arrivals in Bags/Qtl		Change
Soybean	29-Mar-23	28-Mar-23	
Madhya Pradesh	25000	40000	-15000
Maharashtra	70000	70000	Unch
Rajasthan	12000	12000	Unch
Indore(MP)	1200	1200	Unch
Latur(MH)	25000	15000	10000
Kota (Raj)	3000	3500	-500
Rapeseed/Mustard			
All India	925000	1050000	-125000
Rajasthan	500000	600000	-100000
Alwar	6000	5000	1000
Sri Ganganagar	1500	3000	-1500
Kota	10000	12000	-2000
Groundnut Seed			
Rajkot (Gujarat)	Closed	Closed	-
Sunflower Seed			
Sholapur (Maharashtra)	NA	NA	-

Other Oilseed Prices at Mumbai (INR/100 Kg):

Oilseeds	29-Mar-23	28-Mar-23	Change
Groundnut Kernel	8450	8500	-50
Gr. Bolds 60/70	10200	10100	100
Gr. Javas 60/70	11500	11400	100
Gr Javas 70/80	11200	11100	100
Gr.Javas 80/90	11000	10900	100
KardiSeed 2% Exp Qly	4800	4800	Unch
Sesame White 98/2/1 FM	12900	12900	Unch
Whitish 95/5/FFA/1FM	12700	12700	Unch
Brown 48/2 FFA/4 FM	12100	12100	Unch
Brown 48/3 FFA/4 FM	11900	11900	Unch
Brown 48/4 FM/* No FFA Guarantee	11500	11500	Unch
Sunflower Seed	6400	6400	Unch
Niger Seed (4% FM)	9200	9200	Unch

Disclaimer

The information and opinions contained in the document have been compiled from sources believed to be reliable. The company does not warrant its accuracy, completeness and correctness. Use of data and information contained in this report is at your own risk. This document is not, and should not be construed as, an offer to sell or solicitation to buy any commodities. This document may not be reproduced, distributed or published, in whole or in part, by any recipient hereof for any purpose without prior permission from the Company. IASL and its affiliates and/or their officers, directors and employees may have positions in any commodities mentioned in this document (or in any related investment) and may from time to time add to or dispose of any such commodities (or investment). Please see the detailed disclaimer at <http://www.agriwatch.com/disclaimer.php> © 2023 Indian Agribusiness Systems Limited