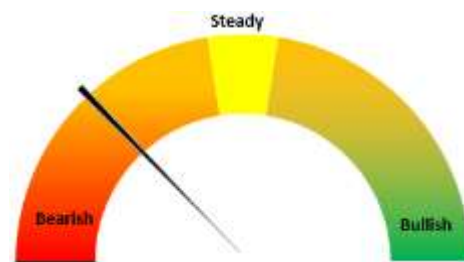


Oilseeds Domestic Fundamentals:

Today's Update-

- Today, In Indore Soybean plant prices went up by 2.26% at INR 5,650/Qtl as compared to previous day amid decline in arrivals. Month-to-date Indore soybean prices are up by 2.26% and Year-to-date down by 2.59% tracking higher ending stock.
- In near term soybean is likely to trade with weak bias in the range of INR 5,400-5,600/Qtl.



International market update:

CBOT Soy bean Futures (\$/ Bushels)					
Contract	% Change	Open	High	Low	Close
May-23	-5'0 (-0.33%)	15.22	15.20	15.23	15.17
Jul-23	-7'0 (-0.47%)	14.95	14.92	14.95	14.88
Aug-23	-8'0 (-0.56%)	14.40	14.37	14.41	14.32
Sep-23	-7'2 (-0.53%)	13.63	13.61	13.64	13.55

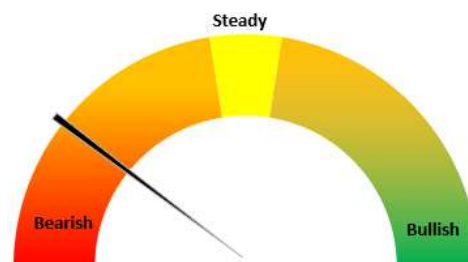
As of 2022/23, Brazil has harvested 70% of its soybeans, compared to 75% at the same period last year.

AgRural reported that 70% of Brazilian soybeans were harvested by late last week, which is a 5% decrease compared to last year's rate of 75%. However, there was an 8% increase in harvesting progress for the week. Despite this, the Brazilian soybean estimate remained unchanged this week. The final production output will depend on the progress of soybeans in Rio Grande do Sul, where only 4% of the crop has been harvested thus far.

According to sources, Brazil is in a position to provide Argentina with as much as half of the soybeans it plans to import. This is due to the devastating effects of the worst drought in 100 years on Argentina's fields, which has resulted in nearly a 50% reduction in output for the year 2023. As a result, Argentina may need to import up to 10 million tonnes of soybeans, more than double its previous imports, with Paraguay and Brazil being the main sources. Argentina is expected to produce around 25 million tonnes of soybeans this season.

RM seed
Today's Update-

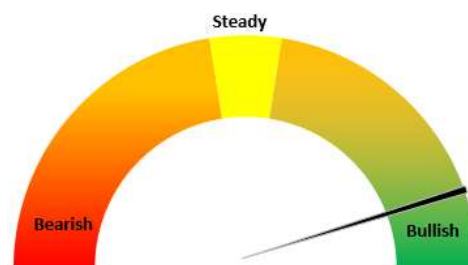
In Jaipur, the price of RM seeds prices remained stable at INR 5,925 per quintal, as compared to previous day amid rebound in arrivals. All over India, RM seed arrivals for the day was recorded at 6.5 Lakh bags as compared to 4.5 Lakh bags previous day. In Rajasthan, the arrivals recorded at 3.5 Lakh bags as compared to 2.5 Lakh bags previous day.



The Jaipur Mustard seed has experienced a 1.7% increase in Month-to-date amid procurement by NAFED and HAFED and crop loss due to rainfall. However, its year-to-date performance is down by more than 11.9% amid record production and bearish global cues.

Groundnut:

Rajkot groundnut prices went down by 2.6% to INR 7400/Qtl. as compared to previous day at INR 7,600/Qtl. In upcoming days, Groundnut average prices is likely to trade range bound in the range of INR 7,000-7,800/Qtl.


Sunflower:

Today, Sunflower in Maharashtra/Karnataka remained stable at INR 6,100/Qtl.

As per the USDA oilseed March 2023 (monthly) report, the world total production of sunflower seed is estimated to decrease by 12% and reach 50.29 MMT as compared to 57.3 MMT in the previous year. While in Russia it is projected to increase by 3%, however a drop of 41% is estimated in Ukraine while an decrease of 6% in Argentina and the sun oil exports are estimated to be up in Russia to 4 MMT Vs 3.1 MMT previous year while down in Ukraine at 3.95 MMT Vs 4.46 MMT in previous year. The world's total ending stocks are estimated to be down at 4.3 MMT Vs 8.0 MMT previous year.

Sesame

Today, sesame (White) sesame traded steady at INR 12900/Qtl. amid subdued trading activities.

Oilseed Prices at Key Spot Markets:

Commodity / Centre	Prices (Rs/Qtl)				Change
Soybean	03-Apr-23		01-Apr-23		
	Low	High	Low	High	
Indore –Plant	5425	5525	5425	5525	Unch
Indore–Mandi	Closed	Closed	Closed	Closed	-
Nagpur-Plant	5300	5400	5300	5400	Unch
Nagpur – Mandi	4950	5200	4950	5100	100
Latur – Mandi	5100	5350	Closed	Closed	-
Akola – Mandi	5000	5300	Closed	Closed	-
Kota-Plant	5400	5600	5400	5600	Unch
Kota – Mandi	Closed	Closed	5200	5400	-
Bundi-Plant	5300	5500	5300	5500	Unch
Bundi-Mandi	Closed	Closed	5150	5250	-
Baran-Plant	5400	5500	5400	5500	Unch
Baran-Mandi	Closed	Closed	5200	5400	-
Bhawani / Jhalawar–Plant	5200	5450	5200	5450	Unch
Bhawani /Jhalwar-Mandi	Closed	Closed	Closed	Closed	-
Rapeseed/Mustard					
Jaipur-(Condition)	5900	5925	5850	5860	65
Alwar-(Condition)	5500	5550	5400	5500	50
Sri Ganganagar-(Non-Condition)	5200	5300	5150	5280	20
New Delhi–(Condition)	5600	5700	5550	5600	100
Kota-(Condition)	Closed	Closed	5400	5600	-
Agra-(Condition)	6000	6048	5952	6000	48
Neewai-(Loose)	Closed	Closed	Closed	Closed	-
Hapur (UP)-(Condition)	5350	5400	5350	5400	Unch
Groundnut Seed (with shell)					
Rajkot	6200	7600	Closed	Closed	-
Jasdan	NA	NA	NA	NA	-
Bikaner	6800	7500	6800	7400	100
Groundnut (Bold Without shell 40/50)					
Bikaner	11000	11000	11000	11000	Unch
Sunflower Seed					
Maharastra/Karnataka	6100	6100	6100	6100	Unch
Soybean Prices are in INR/qtl. (1 bag=90 kg). Mandi prices – Loose, Mustard Seed Prices are in INR/qt (1 bag=85 kg) C – Condition (42%), *Groundnut seed in Rs/100 kg, Sunflower Seed in Rs/qtl.					

Oilseed Arrivals in Key Centers:

Commodity / Centre	Arrivals in Bags/Qtl		Change
Soybean	03-Apr-23	01-Apr-23	
Madhya Pradesh	25000	25000	Unch
Maharashtra	70000	70000	Unch
Rajasthan	Closed	12000	-
Indore(MP)	Closed	Closed	-
Latur(MH)	25000	Closed	-
Kota (Raj)	Closed	3000	-
Rapeseed/Mustard			
All India	450000	450000	Unch
Rajasthan	250000	250000	Unch
Alwar	8000	6000	2000
Sri Ganganagar	1200	1000	200
Kota	Closed	9000	-
Groundnut Seed			
Rajkot (Gujarat)	5000	Closed	-
Sunflower Seed			
Sholapur (Maharashtra)	NA	NA	-

Other Oilseed Prices at Mumbai (INR/100 Kg):

Oilseeds	3-Apr-23	1-Apr-23	Change
Groundnut Kernel	8450	8450	Unch
Gr. Bolds 60/70	10000	10000	Unch
Gr. Javas 60/70	11300	11300	Unch
Gr Javas 70/80	11000	11000	Unch
Gr.Javas 80/90	10800	10800	Unch
KardiSeed 2% Exp Qly	4800	4800	Unch
Sesame White 98/2/1 FM	12900	12900	Unch
Whitish 95/5/FFA/1FM	12700	12700	Unch
Brown 48/2 FFA/4 FM	12100	12100	Unch
Brown 48/3 FFA/4 FM	11900	11900	Unch
Brown 48/4 FM/* No FFA Guarantee	11500	11500	Unch
Sunflower Seed	6400	6400	Unch
Niger Seed (4% FM)	9200	9200	Unch

Disclaimer

The information and opinions contained in the document have been compiled from sources believed to be reliable. The company does not warrant its accuracy, completeness and correctness. Use of data and information contained in this report is at your own risk. This document is not, and should not be construed as, an offer to sell or solicitation to buy any commodities. This document may not be reproduced, distributed or published, in whole or in part, by any recipient hereof for any purpose without prior permission from the Company. IASL and its affiliates and/or their officers, directors and employees may have positions in any commodities mentioned in this document (or in any related investment) and may from time to time add to or dispose of any such commodities (or investment). Please see the detailed disclaimer at <http://www.agriwatch.com/disclaimer.php> © 2023 Indian Agribusiness Systems Limited